



NEPC

NATIONAL EDUCATION
POLICY CENTER

PROFILES OF NONPROFIT EDUCATION MANAGEMENT ORGANIZATIONS: 2009-2010

Gary Miron and Jessica L. Urschel

Western Michigan University

December 2010

National Education Policy Center

School of Education, University of Colorado at Boulder
Boulder, CO 80309-0249
Telephone: 303-735-5290
Fax: 303-492-7090

Email: NEPC@colorado.edu
<http://nepc.colorado.edu>

The Study Group on Education Management Organizations

Dept. of Educational Leadership, Research and Technology, Western Michigan University
Kalamazoo, MI 49008-5283
Telephone: 269-387-3883
Fax: 269-387-3696

Email: gary.miron@wmich.edu
<http://www.wmich.edu/leadership/emo>



Kevin Welner

Editor

William Mathis

Managing Director

Erik Gunn

Managing Editor

Publishing Director: Alex Molnar

Suggested Citation:

Miron, G., & Urschel, J.L. (2010). *Profiles of nonprofit education management organizations: 2009-2010*. Boulder, CO: National Education Policy Center. Retrieved [date] from <http://nepc.colorado.edu/publication/EMO-NP-09-10>

Contents

Executive Summary

Introduction and Background	1
The EMO Industry: Background and Rationale	1
Defining Education Management Organizations	1
Description of Data Collection and Sources of Information	2
Using the 2009-10 Nonprofit Profiles Report	3
Findings for 2009-2010	4
Number of Nonprofit Education Management Organizations Profiled	4
Number of Schools Managed by Education Management Organizations	5
Number of Students in Schools Managed by Profiled EMOs	7
Number of EMOs by State	9
AYP Status/State Rating	10
Description of the Appendices	13
Acknowledgements	13
Education Management Organization Summaries	14
Education Management Organizations Profiles: 2009-2010, Sorted in Alphabetical Order and Grouped by Company Size	19
Appendices	125
Appendix A: Reader's Guide	125
Appendix B: State Resources Table	126
Appendix C: EMO Response Table	129
Appendix D: Methods	133

PROFILES OF NONPROFIT EDUCATION MANAGEMENT ORGANIZATIONS: 2009-2010

Gary Miron and Jessica L. Urschel, Western Michigan University

Executive Summary

This is the third Profiles report to examine nonprofit education management organizations (EMOs). This report is modeled after the 12 annual reports that cover for-profit EMOs. While the number of schools operated by for-profit EMOs grew rapidly in the 1990s and is now leveling off, the data contained in this report illustrate how the number of schools operated by nonprofit EMOs has been growing more steadily and steeply over time. Since the previous year alone, the number of nonprofit EMOs has increased by 2.2%, the number of schools operated by nonprofit EMOs increased by 10.0%, and the number of students enrolled in these schools increased by 22.2%

National Landscape

- Nonprofit EMOs operated public schools in 26 states during the 2009-10 school year.
- Nonprofit EMOs are most prevalent in Texas, California, Arizona, and Ohio.
- Nonprofit EMOs are garnering more support and are growing steadily, while the growth of for-profit EMOs is slowing.

Organizations

- A total of 137 nonprofit EMOs were identified and profiled in this report, including 19 large nonprofit EMOs, 52 medium-sized, and 66 small nonprofit EMOs.
- The number of nonprofit EMOs that operated at least one charter school in 1995 is estimated to be 5. This number has been steadily increasing since that time.
- KIPP, the Knowledge is Power Program, a national charter school network, experienced the largest net increase in schools during the past school year, from 64 to 82 schools.

Schools

- A total of 813 public schools were managed by nonprofit EMOs during 2009-10.
- Of the schools profiled, 47% were managed by large-sized nonprofit EMOs, which manage 10 or more schools.

- Medium-sized nonprofit EMOs, which manage between four and nine schools, accounted for 34% of the schools profiled.
- Primary schools constitute 34% of managed schools. Middle schools, at 19%, and high schools, at 20%. Schools classified as “other,” (i.e., they are ungraded or have grade configurations that overlap the previous mentioned levels) comprise 28% percent of the schools managed by nonprofit EMOs.
- Less than 0.5% of schools managed by nonprofit EMOs are virtual schools.
- Over 97.5% of schools managed by nonprofit EMOs are charter schools.

Students

- Large nonprofit EMOs currently account for 45% of all students enrolled in nonprofit EMO-managed schools. This has increased from 42% in 2008-2009.
- Medium-sized EMOs enroll 37% of students in nonprofit EMO-managed schools.
- Small EMOs enroll 18% of students in nonprofit EMO-managed schools.
- Medium-sized nonprofit EMOs have a larger average school enrollment than the large- and small-sized EMOs. This is in contrast to for-profit EMOs, where the large-sized EMOs also have the largest average school size.

School Performance Relative to Federal and State Rating Systems

- We were able to gather Adequate Yearly Progress (AYP) ratings for 738 of the 813 schools managed by nonprofit EMOs (90.8%). AYP provides a crude indicator of the extent to which schools are meeting state standards. We present this information as descriptive data of current school performance. Readers should keep in mind that schools with high concentrations of low-income students are less likely to meet AYP.
- Of the schools managed by nonprofit EMOs, 60% made AYP and 40% did not. This can be compared with the schools managed by for-profit EMOs, 53% of which made AYP and 47% did not.
- Large-, medium-, and small-sized nonprofit EMOs had roughly equivalent proportions of schools making AYP at 58%, 62%, and 61%, respectively.
- District schools managed by nonprofit EMOs had significantly lower performance ratings (22.2% met AYP) relative to the charter schools operated by nonprofit EMOs (61.0% met AYP).
- In terms of state-specific ratings, we were able to gather information on 640 of the 813 schools (79.7%). Given that each state’s rating system vary, it was not possible to summarize and synthesize this data in a meaningful way. Nevertheless, the results for schools within the same state can be compared and summarized.

Profiles reports are comprehensive digests of data on education management organizations. Analysis and interpretation of the data in this report are based on three years of data collection from nonprofit management organizations as well as the creation of estimated growth trends based on when EMOs and the schools they operate report that they were founded. Where relevant, a few comparisons are also made with for-profit EMOs.

PROFILES OF NONPROFIT EDUCATION MANAGEMENT ORGANIZATIONS: 2009-2010

Introduction and Background

The EMO Industry: Background and Rationale

Education management organizations, or EMOs, emerged in the early 1990s in the context of widespread interest in so-called market-based school reform proposals. Wall Street analysts coined the term *EMO* as an analogue to health maintenance organizations (HMOs). Proponents of EMOs claim that they will bring a much-needed dose of entrepreneurial spirit and a competitive ethos to public education. Opponents worry that outsourcing to EMOs will result in already limited school resources being redirected for service fees, profits, or both for another layer of administration. Opponents also have expressed concerns about public bodies relinquishing control or ownership of schools.

Until recently, most attention has been focused on the for-profit EMOs. In recent years, however, more interests and private funds have been devoted to nonprofit companies or organizations that manage charter schools. While concerns about profit motives are not as apparent with nonprofit organizations, there are still concerns about how public governance of these schools is being affected by private, nonprofit EMOs.

Defining Education Management Organizations

We define an education management organization, or EMO, as an organization or firm that manages schools that receive public funds, including district and charter public schools. A contract details the terms under which executive authority to run one or more schools is given to an EMO, usually in return for a commitment to produce measurable outcomes within a given time frame.

Schools managed by the EMOs profiled in this report operate under the same admissions rules as regular public schools, even though they are privately operated. The term “education management organization” and the acronym “EMO” are most commonly used to describe these private entities that manage public schools under contract. However, other names or labels, such as “education service providers,” are sometimes used to describe these organizations. Additionally, it is important to distinguish between EMOs with considerable authority over a

school and vendors or service contractors that fulfill a much more limited role. Such vendors provide specific services for a fee, such as accounting, payroll and benefits, transportation, financial and legal advice, personnel recruitment, professional development, and special education. These sorts of contractors are not within the scope of this report.

EMOs vary on a number of dimensions, such as whether they have for-profit or nonprofit status, whether they work with charter schools, district schools, or both, or whether they are a large regional or national franchise or a single-site operator. Most research and policy attention until recently was given to the for-profit EMOs. However, increasing interest has been devoted to the fast-growing nonprofit organizations that manage charter schools. A subset of these nonprofit organizations is known as charter management organizations (CMOs). CMOs are distinguished by receiving substantial financial support from private foundations for the purpose of helping bring what they believe are successful models up to scale.

The boundaries that separate nonprofit EMOs from networks or community partnerships are rather blurred. During the course of researching this report, we encountered a number of difficult examples that were not easy to classify. KIPP, for example, indicates that it is a network and not an EMO¹. At the same time, KIPP has considerable influence over its schools, especially with regard to staffing and design of school. Furthermore, the New Schools Venture Fund identifies KIPP as a charter management organization since it was providing funds to two of KIPP's clusters of schools in order to help the organization expand the number of charter schools. For the purpose of this report, we have included KIPP as a nonprofit EMO, given its strong role in establishing and operating the schools within its network. As we continue our research on nonprofit EMOs, we hope to gain more clarity in the distinctions that separate management organizations, networks of schools, and partnerships with community-based organizations. This, in turn, should lead to a more nuanced discussion of these definitions.

Description of Data Collection and Sources of Information

This third annual *Profiles* report covers data for the 2009-10 school year. An effort is made to provide complete and current data on the numbers of EMOs, EMO-managed schools, and enrollments in EMO-managed schools. In addition to data on the 2009-10 year, the report also contains official 2007-08 and 2008-09 data and estimated longitudinal data from 1996 to 2006. Where possible and appropriate, we have corrected or updated past data that were missing or based on estimates. As previously stated, the nature of the industry and the lack of public information make the process of collecting and updating the data for the *Profiles* report difficult. In last year's report, EMOs were primary sources for the published information. This year we collected information on organizations and EMO-managed schools from states that tracked such information. Official October 2009 enrollments are reported for all states that had released this information or provided it to the authors by September 20, 2010. For the majority of states that do not track education management organizations and their managed schools, key informants, advocacy groups, and charter school sponsors were contacted with a list of known EMOs and

¹ Information provided by KIPP Manager of Public Affairs Justin Barra in June 2008.

EMO-managed schools and asked to provide additional information (for a complete list of state sources, see Appendix B).

After all state-level research was completed, representatives of each EMO were asked to confirm and, if necessary, correct organizations' and schools' contact information. EMOs were also asked to provide updated information for schools in those states for which official enrollments had not been released. If the organization provided enrollments or other information that did not match official state-level data, the official government data was used. In such cases, the EMO was informed of the decision to use the official data.

A minimum of two contacts were attempted to solicit a response from all large, medium-sized, and small EMOs. We were very pleased and grateful for the responses we received from EMOs. In most cases, we received complete details regarding schools and enrollments. In other cases, the data we received from the EMOs was missing enrollments or the years the EMO or schools were founded. In these cases, an additional attempt was made to gather this information. In a few cases in which official 2009 enrollments had not been released and the EMO did not respond, we relied on official 2008-09 enrollments (see Appendix C for a complete explanation of data collection).

Nonprofit EMOs are private organizations that may be largely beyond the reach of state open-records laws or other public disclosure requirements; thus, there is frequently no way to compel them to share detailed information about their operations (see individual profiles later in this report, which include notes on data sources). Unlike for-profit EMOs, however, the nonprofit entities are required to file a 990 tax form, which is subject to public inspection. These records are made available on the Guidestar website (www.guidestar.org) and offer a limited amount of financial information about nonprofit organizations, although no detailed information on individual schools or enrollments.

Using the 2009-10 Nonprofit Profiles Report

The data in this *Profiles of Nonprofit Education Management Organizations* describe general trends in the nonprofit EMO sector over time. They are intended for a broad audience including policymakers, educators, school district officials, and school board members who may use this information to learn more about current or potential contractors. Investors, persons involved in the education industry, and employees of EMOs may use the *Profiles* to track changes, strategize for growth, and plan investments.² Finally, journalists and researchers who study and seek to learn more about education management organizations may also find much here to interest them.

² Investors should independently confirm information prior to making investment decisions.

Findings for 2009-2010

The *Profiles of Nonprofit Education Management Organizations: 2009-10* is the third annual *Profiles* report that examines this particular subset of EMOs. The EMOs profiled in this report are categorized by size: small EMOs operate three or fewer schools; medium-sized EMOs operate four to nine schools; and large EMOs operate 10 or more schools.

Number of Education Management Organizations Profiled

Table 1 presents the estimated growth trend data for large-, medium-, and small-sized nonprofit EMOs. Our estimates are based on the founding date of charter schools currently managed by EMOs. One school established in the 1980s is currently operating as a charter school managed by a nonprofit EMO. For all practical purposes, this school is an anomaly. Therefore, we start mapping the numbers in 1995, which marks the pronounced start of the growth trend. In 1995, a total of 5 nonprofit EMOs were operating charter schools. The number of nonprofit EMOs grew consistently up to its current total of 137 companies or organizations. The number of states in which EMOs operate has grown from 4 in 1995 to 26 in 2009-10.

Table 1. Number of Nonprofit EMOs by Size and Year

	1995-96	1996-97	1997-98	1998-99	1999-00	2000-01	2001-02	2002-03	2003-04	2004-05	2005-06	2006-07	2007-08	2008-09	2009-10
Large EMOs	0	1	1	1	1	1	1	2	3	5	7	11	13	19	19
Medium EMOs	1	0	0	0	5	10	18	20	20	23	30	31	42	50	52
Small EMOs	5	16	25	47	65	71	76	85	92	95	90	86	76	65	66
Total number of EMOs	0	1	1	1	1	1	1	2	3	5	7	11	13	19	19
States with EMOs	4	5	7	10	13	13	14	20	21	22	22	23	24	25	26

Figure 1 illustrates the trends in the estimated number of nonprofit EMOs over the last 15 years. The total number of EMOs is represented by the solid dark line. While we believe that we captured nearly all medium-sized and large nonprofit EMOs, we are aware that there are likely more small EMOs that we have not yet discovered in our survey of the field. The small EMOs are more difficult to identify, and—as we have learned from the *Profiles* of for-profit EMOs—they are more difficult to obtain information from. Thanks to the large amount of official data gathered from state education agency sources, however, we are more confident that we have identified the vast majority of operating nonprofit EMOs.

Many of the new nonprofit EMOs that were identified and added to this report this year were actually in operation before the 2009-10 school year. Most of these are also operating schools in

Texas. Our information request this year to the Texas Education Agency yielded a much more comprehensive list of companies and private organizations that are charter holders or are operating charter schools. This information allowed us to identify and then communicate with more nonprofit and for-profit EMOs operating in Texas.

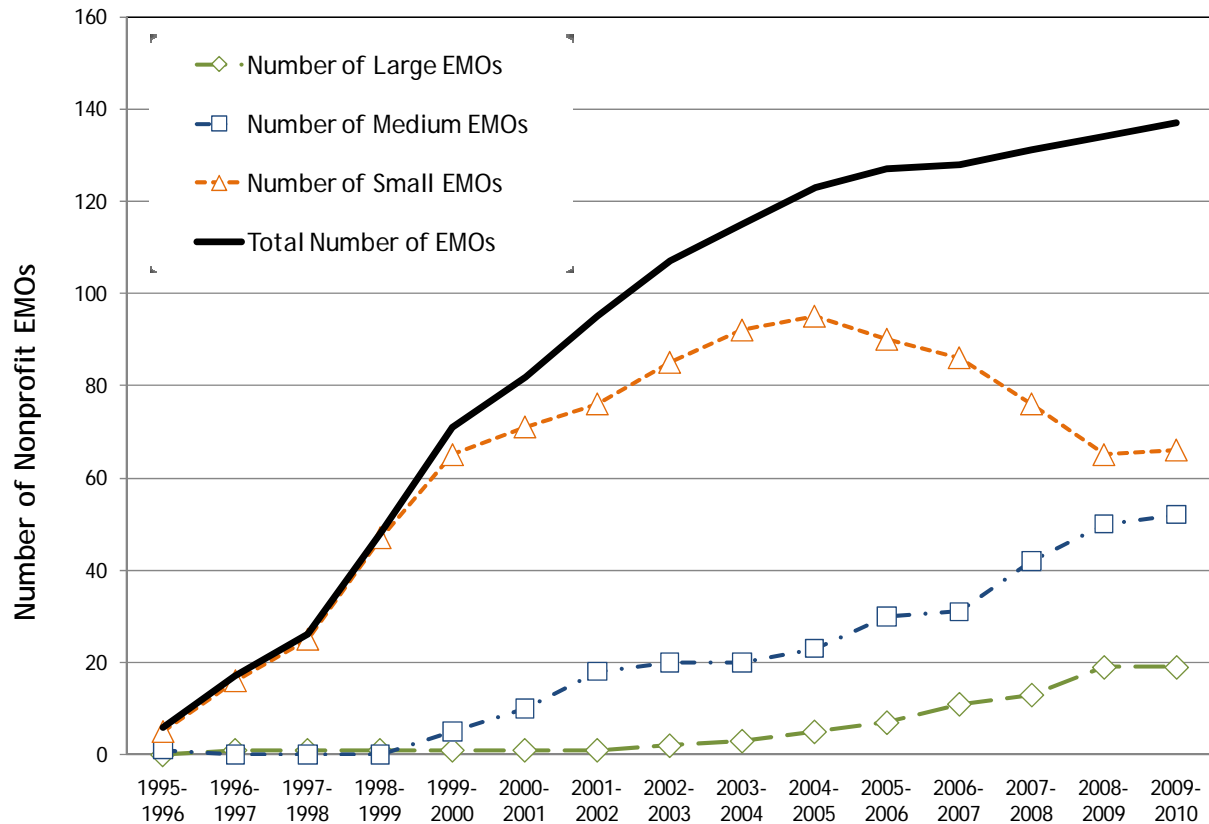


Figure 1. Illustration of the Actual Number of Profiled EMOs by Size

As Figure 1 clearly indicates, nonprofit EMOs have been growing steadily during the last decade. All but one nonprofit organization began as a small EMO (operating three or fewer schools) and the decline in the number of small EMOs reflects the growth of organizations already in operation, which moved many small EMOs into the medium and large categories.

Number of Schools Managed by Education Management Organizations

Table 2 displays the estimated number of schools managed by nonprofit EMOs between 1995-96 and 2009-10. A total of 813 public schools were managed by nonprofit EMOs during 2009-10. The total number of schools run by nonprofit EMOs has overtaken the number run by for-profit EMOs (729 in 2009-10). The largest reason for the increase in the number of EMO-operated schools in this report is our decision to list each campus of a charter school in Texas as a separate schools. These campuses are tracked by the Texas Education Agency separately and are given distinct building numbers and performance ratings. Also adding to the increased

number of schools in this year's report is the addition of Responsive Education Solutions, which is a new, large-sized nonprofit EMO that operates 35 schools in Texas. Also, Richard Milburn Academies, Inc, with its 14 schools, was reclassified as a nonprofit EMO this year. This EMO was incorrectly classified as a for-profit EMO in past reports.

Table 2. Number of Schools Managed by Nonprofit EMOs, By EMO Size

	1995-96	1996-97	1997-98	1998-99	1999-00	2000-01	2001-02	2002-03	2003-04	2004-05	2005-06	2006-07	2007-08	2008-09	2009-10
Large EMOs	0	10	11	11	11	11	11	24	48	78	117	179	227	328	381
Medium EMOs	7	0	0	0	22	46	89	102	108	125	158	176	236	251	277
Small EMOs	6	22	32	67	97	107	111	130	159	177	180	188	171	160	155
Total schools	13	32	43	78	130	164	211	256	315	380	455	543	634	739	813

Figure 2 illustrates the growth trends associated with the schools data in Table 2. The solid line represents the total number of schools operated by nonprofit EMOs by year.

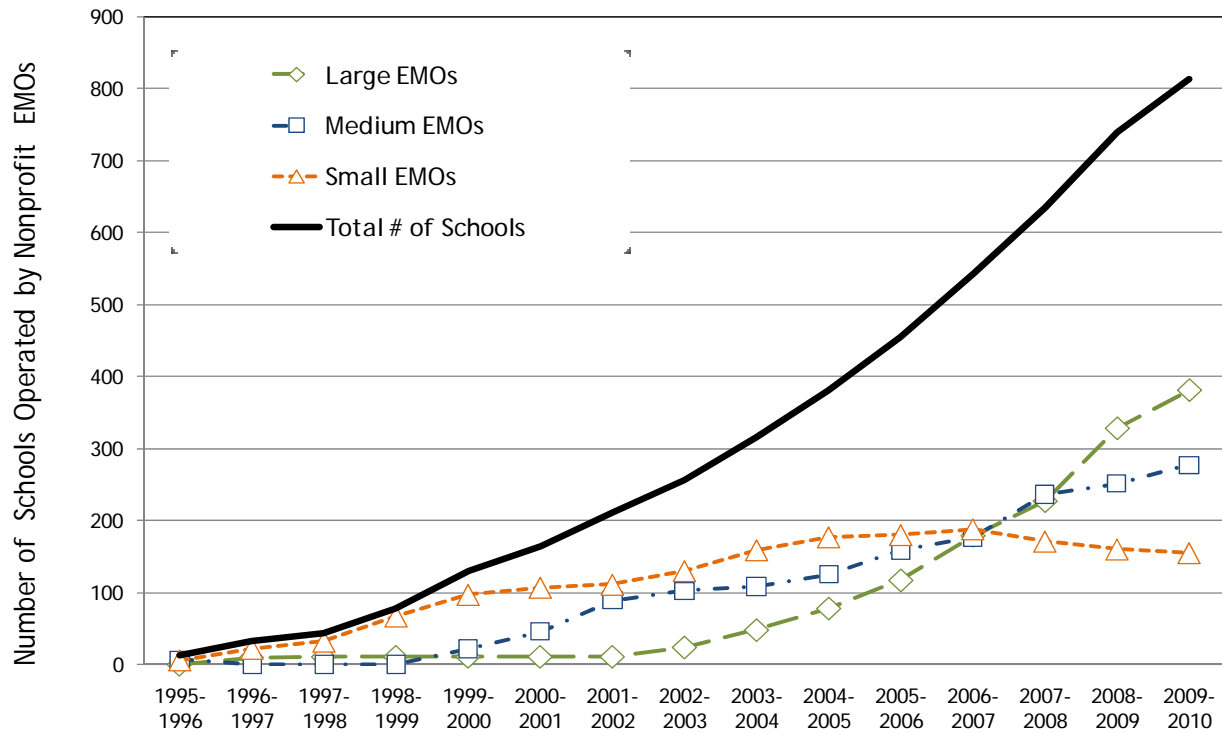


Figure 2. Illustration of the Growth of EMOs in Terms of the Number of Schools They Operate

Figure 3 illustrates the distribution of EMOs by the number of schools they operate. As one can see, KIPP accounts for a very large proportion of the schools operated by nonprofit EMOs. KIPP was operating 82 schools in 2009-10, more than twice as many schools as the next largest nonprofit EMO, Responsive Education Solutions (35 schools).

Large EMOs account for 46.9% of all EMO-managed schools, medium-sized EMOs account for 34.1% of all EMO-operated schools, and small EMOs account for 19.1%.

This pattern contrasts sharply from that of for-profit EMOs. In the for-profit sector, large companies manage significantly more than the majority of the schools (67.5%), while the medium-sized companies account for only 20.1% and small firms 12.4%.

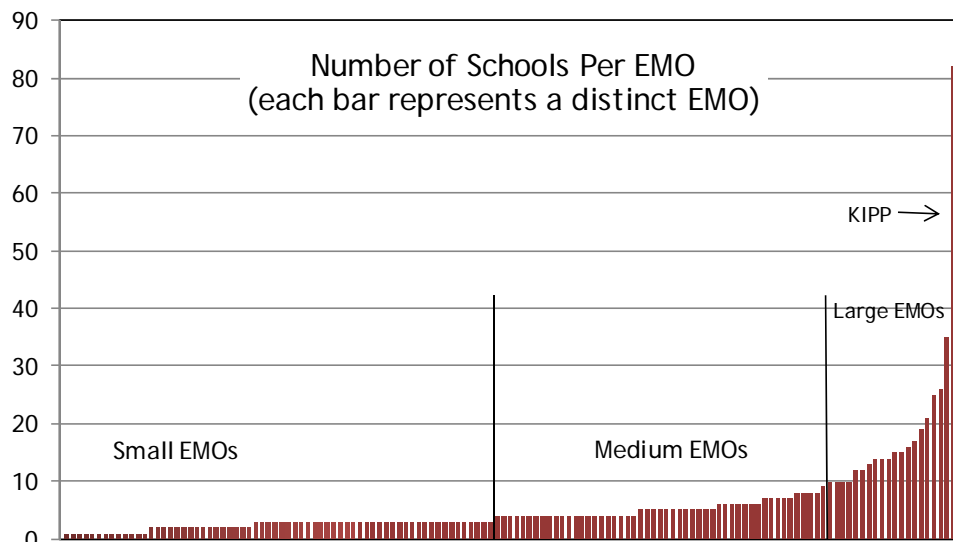


Figure 3. EMOs by Number of Schools They Operate

In last year’s report, 97.2% of the public schools profiled were charter schools, compared with 85% of the public schools operated by for-profit EMOs. With the addition of many new Texas charter schools, this year 97.5% of all schools profiled were charter schools, compared with 93% of schools operated by for-profit EMOs. Less than 0.5% of all nonprofit EMO-operated schools are virtual schools, compared with 8.2% of for-profit EMO-managed schools. Three of the nonprofit virtual schools are located in Arizona; one is located in Ohio. (A virtual school delivers its curriculum and provides instruction via the Internet and electronic communication; see Appendix A for definitions.)

Number of Students in Schools Managed by Profiled EMOs

In this section we describe current student enrollment figures and offer estimates of overall trends. Schools operated by nonprofit EMOs enrolled 237,591 students in 2009-10. This represents a 22.2% growth in enrollment from the previous year.

Even though the number of nonprofit EMO-managed public schools has surpassed the number managed by for-profit EMOs, the for-profit EMO total enrollment is much larger (353,591 students in 2009-10) because of larger average school enrollments. With 484 students per school, the for-profit EMOs operated much larger schools on average than the nonprofit EMOs, which enrolled an average of 292 students per school. While the large for-profit EMOs had

substantially larger average school sizes than the medium-sized and small for-profit EMOs, the pattern is less clear with the nonprofit EMOs. Among nonprofits, the small-sized and large-sized nonprofit EMOs have very similar average enrollments (280 and 280.3, respectively). The medium-sized nonprofit EMOs have, on average, 315 students per school (see Table 3).

Table 3. Number of Students Per School in 2009-10

	Number of Schools	Number of Students Per School					
		Sum	Mean	SD	Median	Minimum	Maximum
Large EMOs	381	106,807	280.3	201.4	244	3	1,450
Medium EMOs	277	87,391	315.5	249.9	272	18	1,815
Small EMOs	155	43,393	280.0	225.2	234	9	1,755
All Nonprofit EMOs	813	237,591	292.2	223.9	249	3	1,815

Figure 4 illustrates growth in student enrollment in schools operated by nonprofit EMOs over the past 15 years. Note that the growth in the number of students rises more rapidly than did the growth trends for the number of EMOs or the number of schools. The reason for this is

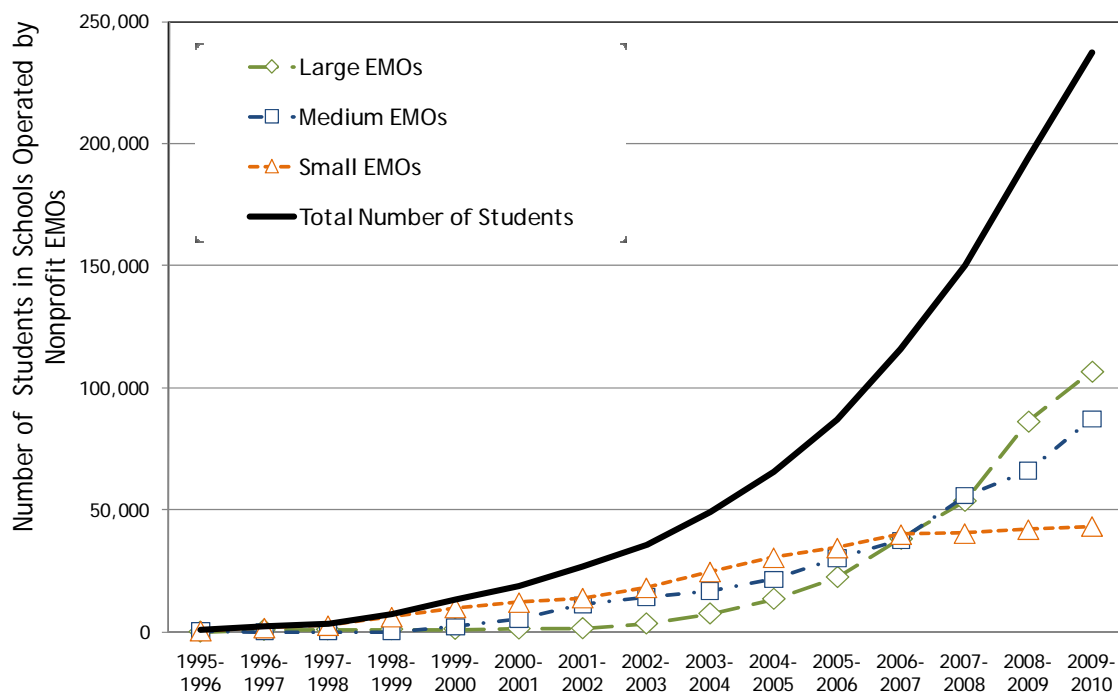


Figure 4. Estimated Number of Students Enrolled in Schools Managed by Nonprofit EMOs by Year

that many schools are adding grades and classes each year. Thus, the number of students increases due to the addition of new schools as well as the addition of new classes within existing schools.

The average school size for the nonprofit EMOs are estimates derived by using data from 2007-08 and 2008-09, then calculating backward to estimate likely growth patterns. The average school size was estimated from year to year based on typical growth patterns for EMO-operated schools. The result was multiplied by the number of schools open each year.

The data in Table 4 display the number of EMO-managed schools and total enrollment of those schools by school type. The Common Core of Data definitions were used to classify schools as either “primary,” “middle,” “high,” or “other” (see definitions in Appendix A). Thirty-four percent of all nonprofit EMO-managed schools are at the primary level in 2009-10. By contrast, 57% of the schools managed by for-profit EMOs were primary schools. Because elementary schools costs less per pupil to operate than high schools, for-profit EMOs may have a financial incentive to focus on the lower-cost segment of the total K-12 school population.

Table 4. Numbers of Schools and Students Enrolled, by EMO Size and School Level, 2009-10

	Primary			Middle			High			Other		
	Sch- ools	Students/school		Sch- ools	Students/school		Sch- ools	Students/school		Sch- ools	Students/school	
		Sum	Mean (SD)		Sum	Mean (SD)		Sum	Mean (SD)		Sum	Mean (SD)
Large	118	36,561	310 (198)	90	25,012	278 (159)	64	18,662	292 (204)	109	26,572	244 (229)
Medium	92	30,031	326 (222)	41	13,082	319 (158)	64	16,618	260 (186)	80	27,660	346 (343)
Small	63	19,034	302 (174)	22	5,633	256 (167)	35	8,617	246 (221)	35	10,109	289 (325)
All EMOs	273	85,625	314 (201)	153	43,360	286 (160)	163	43,872	269 (201)	224	64,340	287 (292)

Number of EMOs by State

Figure 5 illustrates the distribution of EMOs by state. Texas has the most nonprofit EMOs, with a total of 45 organizations that operate 1 or more public charter schools. The next closest state, Arizona, has 25 nonprofit EMOs operating within its borders. California, Illinois, Michigan, and New York also have a sizeable number of nonprofit EMOs, with 16, 12, 11 and 10, respectively.

While Figure 5 displays the number of organizations in existence, Figure 6 displays the number of schools operated by nonprofit EMOs per state. Texas stands out, with 290 schools operated by nonprofit EMOs. California and Arizona follow with less than half of the number operating in Texas, with 110 and 103 nonprofit EMO-managed schools respectively. Ohio and Illinois follow further behind, with 72 and 54 schools, respectively managed by nonprofit EMOs. In terms of *proportion* of its charter schools operated by nonprofit EMOs, Texas leads once again with nearly 70% of all charter schools are operated by nonprofit EMOs. The next closest state is

Illinois, with 57% of its charter schools operated by nonprofit EMOs. Although there are large numbers of both nonprofit and for-profit EMOs in Arizona they tend to manage, on average, fewer schools.

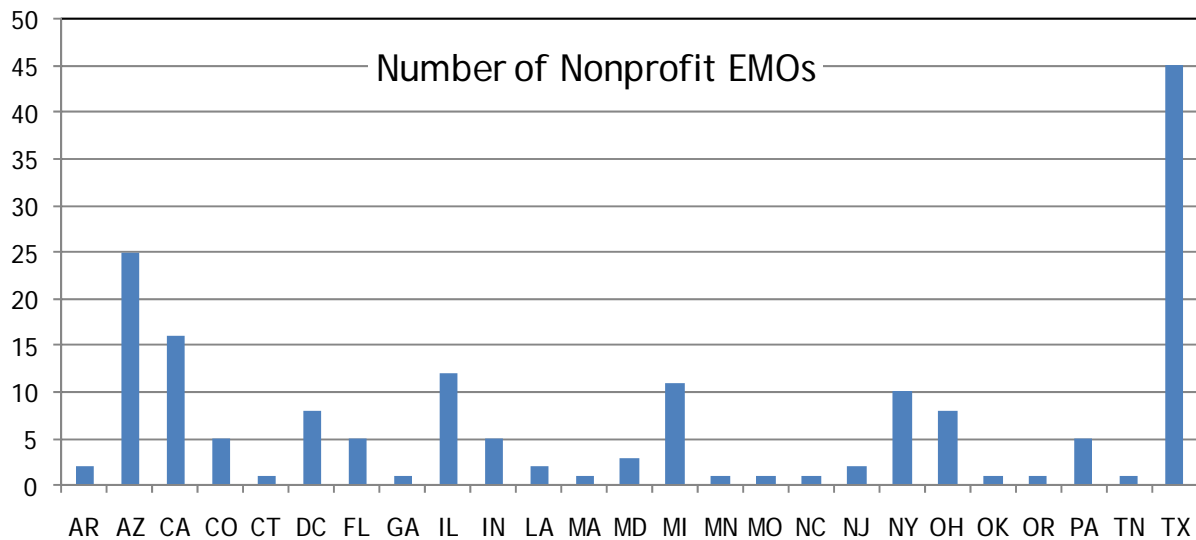


Figure 5. Number of Nonprofit EMOs by State

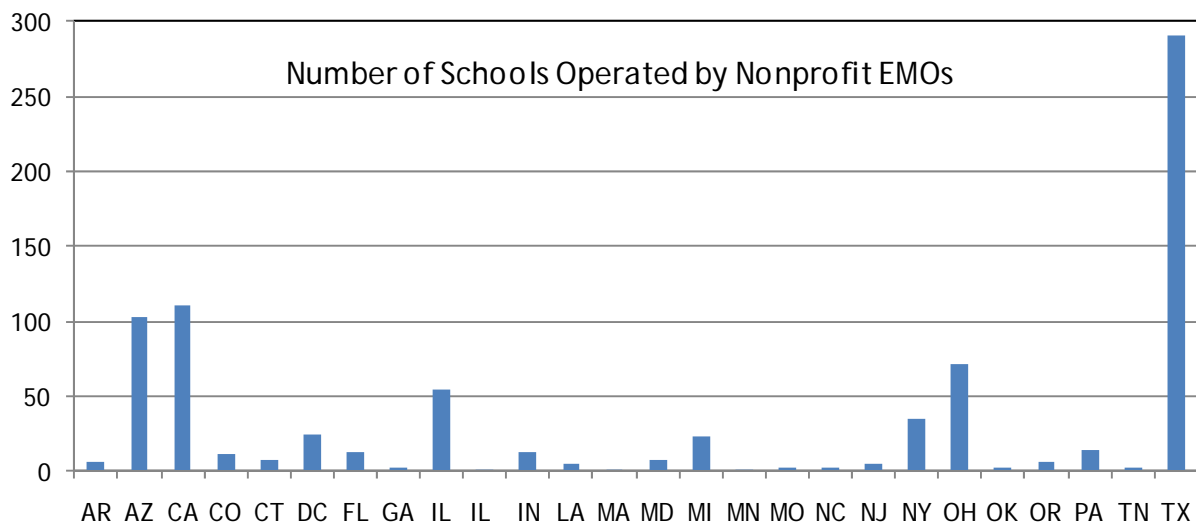


Figure 6. Number of Schools Operated by Nonprofit EMOs by State

AYP Status/State Rating

The current report is the first nonprofit *Profiles* report in which adequate yearly progress ratings and state-specific ratings were included as general measures of school performance. This information was gathered using official state education agency sources. In some cases where data was not up-to-date or complete, however, we relied on the EMOs themselves to update this

information. We were able to gather Adequate Yearly Progress (AYP) ratings for 738 of the 813 schools managed by nonprofit EMOs (91%).

Of the schools for which we were able to gather data on AYP status, 60% made AYP, while 40% of the schools did not. This can be compared with the schools operated by for-profit EMOs, in which 53% made AYP and 47% did not. When AYP status was separated by EMO size, large, medium and small-sized EMOs had roughly equivalent proportions of schools making AYP at 58%, 62%, and 61%, respectively. This is in sharp contrast to the schools operated by for-profit EMO, in which small-sized EMOs had a significantly higher proportion of schools making AYP (70.8%) than did either medium-sized EMOs (54.3%), or large EMOs (49.5%).

Of the 20 district schools that are managed by nonprofit EMOs, only 22.2% met AYP. This can be compared with charter schools operated by nonprofit EMOs, for which 60.2 met AYP.

Figure 7 illustrates the proportion of schools meeting AYP for each of the large-sized nonprofit EMOs. Among the large-sized EMOs, those organizations with the lowest proportion of schools meeting AYP are Achievement First (20%), Academy for Urban School Leadership (15%), and Richard Milburn Academy, Inc. (0%). Aspire Public Schools (90%), Constellation Schools (86%), and Shekinah Learning Institute (85%) had the highest proportion of schools making AYP.

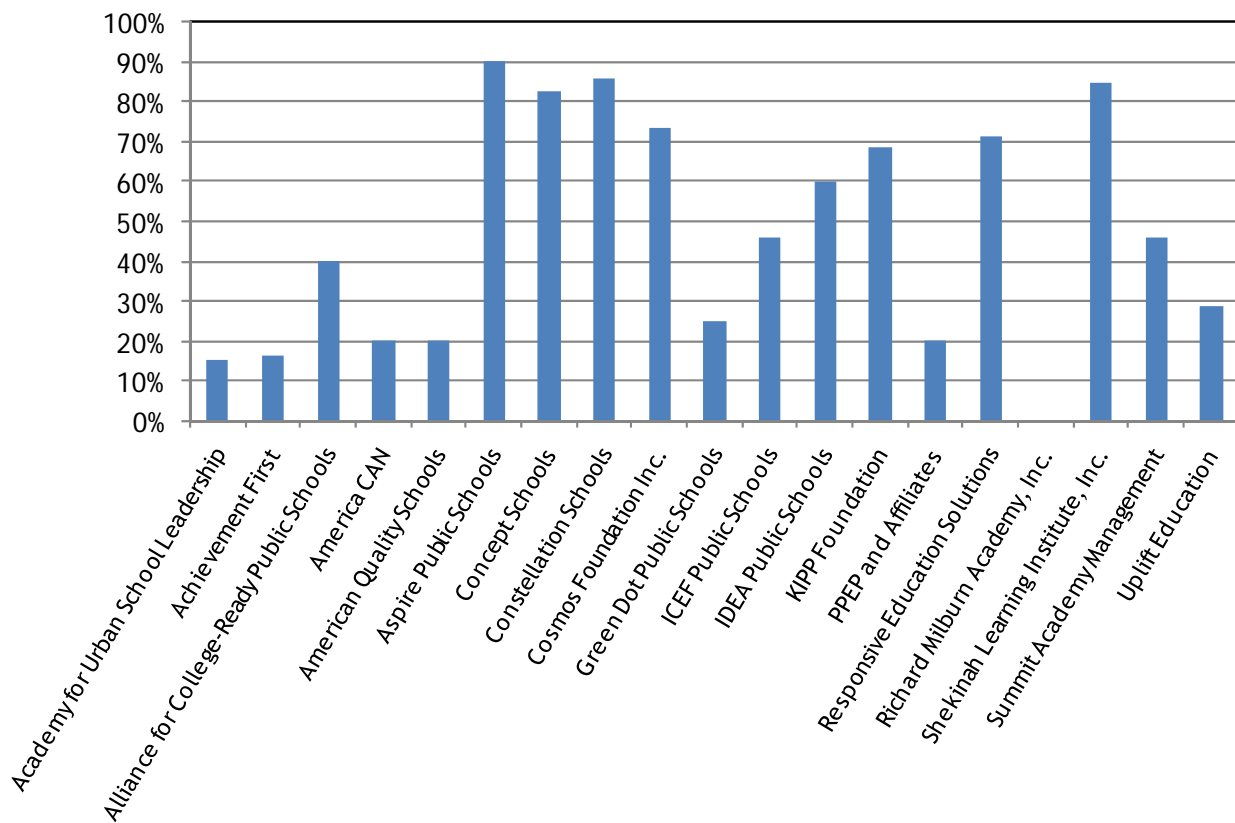


Figure 7. Percentage of Schools Meeting AYP for Large-Sized Nonprofit EMOs

Figure 8 illustrates the proportion of schools meeting AYP for each of the medium-sized nonprofit EMOs. Among the medium-sized EMOs, those companies with the lowest proportion of schools meeting AYP are Aspira, Inc. of Illinois, Innovative Education Management, Inc., Orenda Education, Perspectives Charter Schools, and UNO Charter School Network, all with 0% of their schools making AYP. Cesar Chavez School Network, Choice Education and Development Corporation, Great Hearts Academies, Kingman Academy Of Learning, LEAD Charter Schools, Mastery Charter Schools, Mastery Learning Institute, Propel Schools, Salvaging Teens at Risk, Inc., Skyline Schools, Inc., Success Charter Network, The Charter Foundation, Inc., Tucson International Academy, Inc., Uncommon Schools, and YES Prep Public Schools all had 100% of their schools making AYP.

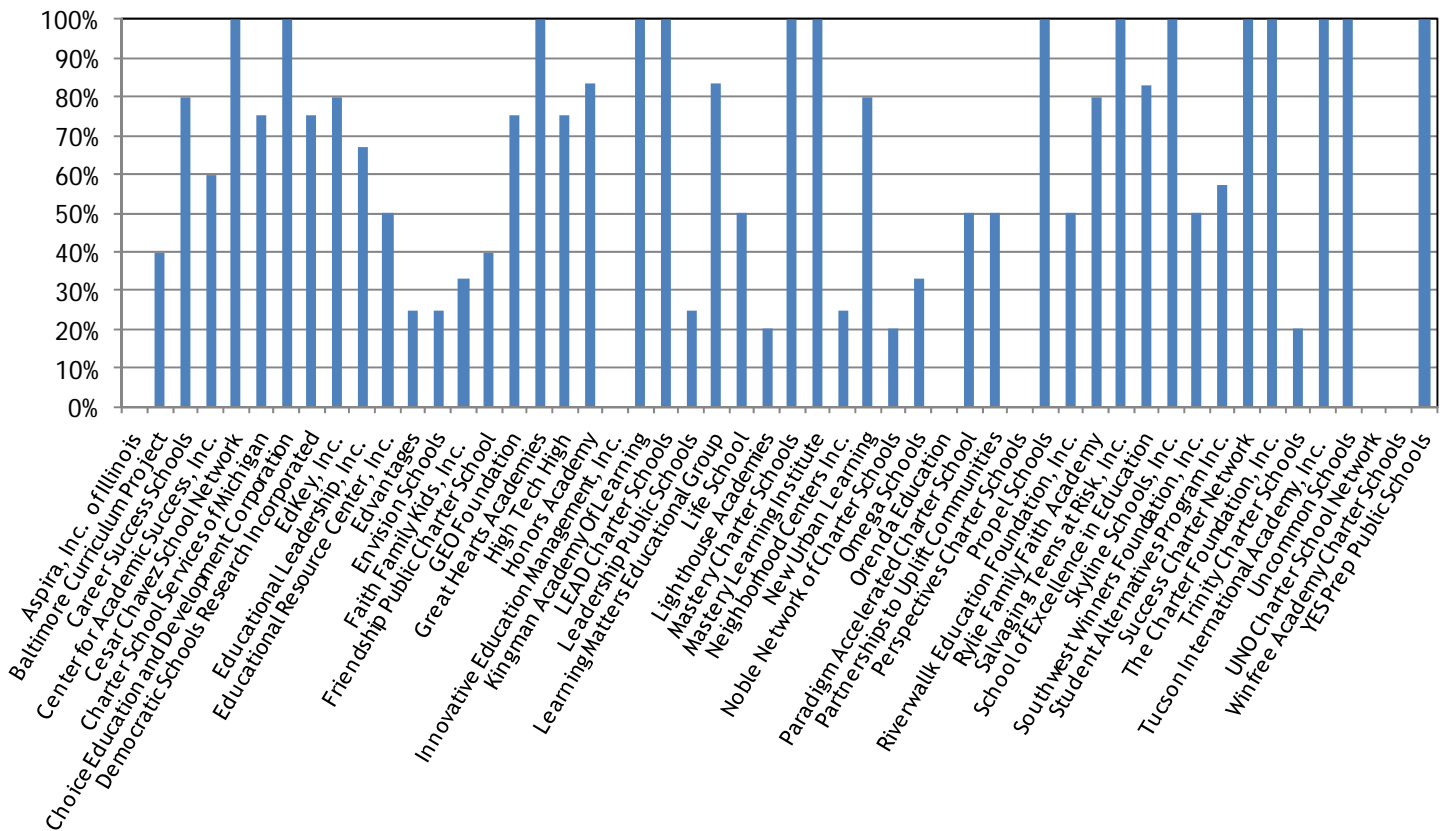


Figure 8. Percentage of Schools Meeting AYP for Medium-Sized Nonprofit EMOs

Adequate yearly progress is the measure of the extent to which students in a school meet annual achievement targets in reading and mathematics. Each state develops its own definition of AYP; these definitions must reflect the objective of all students demonstrating proficiency by the 2013–14 school year. While the AYP ratings provide an indicator of performance that can be applied across states, it is important to note that this is a relatively crude indicator of whether or not schools are meeting state standards. Those EMOs managing schools that target more disadvantaged populations are more likely to not make adequate yearly progress, while EMOs whose schools have college prep profiles or serve few disadvantaged students have a much better chance of making AYP. More specific results can often be obtained from state-specific assessment programs.

In addition to AYP, we have also reported data from state-specific school ratings in this year's *Profiles* report. These state ratings vary considerably from state to state. Most often the state rating systems involve a letter grade assigned to schools. Because of the wide range of ratings available from state to state, it was impossible to run descriptive statistics on this data. For each school listed under each profiled EMO, it is possible to see both AYP status and, where available, state ratings (see Appendix B for a complete list of state rating sources). In terms of state-specific ratings, we were able to gather information on 640 of the 813 schools (79.9%).

Description of the Appendices

The appendices contain important information that will be helpful in using the *Profiles*. Below is a list of appendices and a brief description of each:

- **Appendix A** contains definitions of terms and notes that will be helpful in understanding the organization summaries and profiles.
- **Appendix B** contains notes on state-level resources
- **Appendix C** contains notes on EMO responses.
- **Appendix D** contains the methods for compiling school profiles and criteria for inclusion as a nonprofit EMO.

Acknowledgements

The authors would like to recognize and thank Xiaojie Hu and Yu Du for assistance with data collection. The authors would like to thank the many university-based academics, representatives from state advocacy groups, teachers' unions, and state education agencies that responded to our requests for information and provided feedback on the completeness and accuracy of our lists of organizations and schools. Finally, we are grateful to all those nonprofit EMOs that responded to our requests for information or that reviewed our organization-specific profiles in order to confirm or correct the information on the schools they operate.

LARGE COMPANY SUMMARY

Summary of For-Profit EMOs Managing 10 or More Schools, Listed Alphabetically by Company Name

Company Name	Company Location	Public Schools Managed			Enrollment	States	Page
		Charter	District	Total			
Academy for Urban School Leadership	Chicago, IL	0	14	14	7,524	1: IL	19
Achievement First	New Haven, CT	17	0	17	4,486	2: CT, NY	20
Alliance for College-Ready Public Schools	Los Angeles, CA	10	0	10	3,641	1: CA	21
America CAN	Dallas, TX	10	0	10	4,396	1: TX	22
American Quality Schools	Chicago, IL	10	0	10	5,565	2: IL, IN	23
Aspire Public Schools	Oakland, CA	21	0	21	7,038	1: CA	24
Concept Schools	Des Plaines, IL	19	0	19	4,788	4: IL, OH, IN, MI	25
Constellation Schools	Parma, OH	16	0	16	3,203	1: OH	26
Cosmos Foundation Inc.	Houston, TX	25	0	25	12,370	1: TX	27
Green Dot Public Schools	Los Angeles, CA	16	0	16	5,838	2: CA, NY	28
ICEF Public Schools	Los Angeles, CA	13	0	13	2,997	1: CA	29
IDEA Public Schools	Weslaco, TX	12	0	12	5,515	1: TX	30
KIPP Foundation	San Francisco, CA	82	0	82	23,209	20: AR, CA, CO, DC, GA, IL, IN, LA, MA, MD, MN, MO, NC, NJ, NY, OH, OK, PA, TN, TX	31
PPEP and Affiliates	Tucson, AZ	12	0	12	1,164	1: AZ	34
Responsive Education Solutions	Lewisville, TX	35	0	35	5,022	1: TX	35
Richard Milburn Academies, Inc.	Salem, MA	14	0	14	2,854	2: FL, TX	36
Shekinah Learning Institute, Inc.	Converse, TX	15	0	15	1,971	1: TX	37
Summit Academy Management	Copley, OH	26	0	26	1,601	1: OH	38
Uplift Education	Irving, TX	14	0	14	3,625	1: TX	39
Total Large EMOs: 19		367	14	381	106,807	26	

MEDIUM COMPANY SUMMARY

Summary of For-Profit EMOs Managing 4 to 9 Schools, Listed Alphabetically by Company Name

Company Name	Company Location	Public Schools Managed			Enrollment	States	Page
		Charter	District	Total			
Aspira Inc. of Illinois	Chicago, IL	4	0	4	1,690	1: IL	40
Baltimore Curriculum Project	Baltimore, MD	5	0	5	2,241	1: MD	41
Career Success Schools	Phoenix, AZ	5	0	5	729	1: AZ	42
Center for Academic Success	Sierra Vista, AZ	5	0	5	867	1: AZ	43
Cesar Chavez School Network	Pueblo, CO	4	0	4	2,000	1: CO	44
Charter School Services of Michigan	Pontiac, MI	4	0	4	1,559	1: MI	45
Choice Education and Development Corporation	Mesa, AZ	7	0	7	1,245	1: AZ	46
Democratic Schools Research Incorporated	Bryan, TX	4	0	4	490	1: TX	47
EdKey, Inc.	Mesa, AZ	5	0	5	810	1: AZ	48
Educational Leadership, Inc.	Houston, TX	4	0	4	1,255	1: TX	49
Educational Resource Center, Inc.	San Antonio, TX	5	0	5	350	1: TX	50
Edvantages	Columbus, OH	8	0	8	1,608	1: OH	51
Envision Schools	Oakland, CA	4	0	4	1,220	1: CA	52
Faith Family Kids, Inc.	DeSoto, TX	6	0	6	1,522	1: TX	53
Friendship Public Charter School	Washington, DC	6	0	6	3,760	1: DC	54
GEO Foundation	Indianapolis, IN	4	0	4	1,227	2: CO, IN	55
Great Hearts Academies	Phoenix, AZ	5	0	5	1,816	1: AZ	56
High Tech High	San Diego, CA	9	0	9	3,530	1: AZ	57
Honors Academy	Dallas, TX	7	0	7	1,068	1: TX	58
Innovative Education Management	Placerville, CA	4	0	4	4,743	1: CA	59
Kingman Academy of Learning	Kingman, AZ	4	0	4	1,466	1: AZ	60
LEAD Charter Schools	Gilbert, AZ	4	0	4	653	1: AZ	61
Leadership Public Schools	San Francisco, CA	4	0	4	1,229	1: CA	62
Learning Matters Educational Group	Glendale, AZ	6	0	6	1,301	1: AZ	63
Life School	Lancaster, TX	4	0	4	3,434	1: TX	64
Lighthouse Academies	Framington, MA	9	0	9	4,242	5: DC, IL, IN, NY, OH	65
Mastery Charter Schools	Philadelphia, PA	4	0	4	2,067	1: PA	66
Mastery Learning Institute	Portland, OR	6	0	6	933	1: OR	67
Neighborhood Centers Inc.	Houston, TX	3	1	4	1,530	1: TX	68
New Urban Learning	Detroit, MI	5	0	5	1,998	1: MI	69
Noble Network of Charter Schools	Chicago, IL	7	0	7	3,199	1: IL	70
Omega Schools	Glendale, AZ	6	0	6	487	1: AZ	71
Orenda Education	Georgetown, TX	4	1	5	185	1: TX	72
Paradigm Accelerated Charter School	Dublin, TX	4	0	4	219	1: TX	73
Partnerships to Uplift Communities	Burbank, CA	8	0	8	2,304	1: CA	74
Perspectives Charter Schools	Chicago, IL	5	0	5	2,184	1: IL	75
Propel Schools	Pittsburgh, PA	4	0	4	1,558	1: PA	76
Riverwalk Education Foundation, Inc.	San Antonio, TX	4	0	4	1,353	1: TX	77

MEDIUM COMPANY SUMMARY

Summary of For-Profit EMOs Managing 4 to 9 Schools, Listed Alphabetically by Company Name

Company Name	Company Location	Public Schools Managed			Enrollment	States	Page
		Charter	District	Total			
Rylie Family Faith Academy	Dallas, TX	4	1	5	3,356	1: TX	78
Salvaging Teens at Risk, Inc.	Little Elm, TX	5	0	5	805	1: TX	79
School of Excellence in Education	San Antonio, TX	7	0	7	2,099	1: TX	80
Skyline Schools, Inc.	Peoria, AZ	4	0	4	413	1: AZ	81
Southwest Winners Foundation, Inc.	San Antonio, TX	4	0	4	805	1: TX	82
Student Alternatives Program Inc.	San Antonio, TX	8	1	9	1,575	1: TX	83
Success Charter Network	New York, NY	4	0	4	1,384	1: NY	84
The Charter Foundation, Inc. (formerly Ideabanc, Inc.)	Tucson, AZ	4	0	4	768	1: AZ	85
Trinity Charter Schools (CASA)	Austin, TX	5	0	5	277	1: TX	86
Tucson International Academy, Inc.	Tucson, AZ	4	0	4	551	1: AZ	87
Uncommon Schools	New York, NY	7	0	7	2,384	2: NJ, NY	88
UNO Charter School Network	Chicago, IL	8	0	8	3,666	2: IL, LA	89
Winfrey Academy Charter Schools, Inc.	Irving, TX	6	0	6	1,862	1: TX	90
YES Prep Public Schools	Houston, TX	7	0	7	3,374	1: TX	91
Total Medium EMOs: 52		273	4	277	87,391	15	

SMALL COMPANY SUMMARY

Summary of For-Profit EMOs Managing 1 to 3 Schools, Listed Alphabetically by Company Name

Company Name	Company Location	Public Schools Managed			Enrollment	States	Page
		Charter	District	Total			
Academies of Excellence, Inc.	Bunnell, FL	2	0	2	253	1: FL	92
Academy of Tucson, Inc.	Tucson, AZ	3	0	3	592	1: AZ	92
Albert Einstein Academy	San Diego, CA	2	0	2	695	1: CA	93
Allsport Enterprises, Inc	Tucson, AZ	1	0	1	59	1: AZ	93
Arizona Academy of Leadership, Inc.	Tucson, AZ	3	0	3	300	1: AZ	94
Arizona Agribusiness and Equine Center, Inc.	Phoenix, AZ	3	0	3	818	1: AZ	94
Arizona Community Development Corporation	Tucson, AZ	2	0	2	1,482	1: AZ	95
Aspira of Florida, Inc.	Miami, FL	3	0	3	1,423	1: FL	95
Association for Development of Academic Excellence	Houston, TX	3	0	3	746	1: TX	96
BASIS School, Inc.	Scottsdale, AZ	2	0	2	1,248	1: AZ	96
Bay Area Charter School, Inc.	League City, TX	3	0	3	369	1: TX	97
Beginning with Children Foundation	New York, NY	2	0	2	745	1: NY	97
Betty Shabazz International Charter School	Chicago, IL	3	0	3	880	1: IL	98
Bright Star Schools	Los Angeles, CA	2	0	2	548	1: CA	98
Brighter Choice Charter Schools	Albany, NY	2	0	2	469	1: NY	99
Buckeye On-Line School for Success	East Liverpool, OH	1	0	1	1,755	1: OH	99
CAFA, Inc.	Gilbert, AZ	3	0	3	530	1: AZ	100
Calli Ollin Academy	Tucson, AZ	3	0	3	262	1: AZ	100
Calvin Nelms Charter Schools	Katy, TX	3	0	3	297	1: TX	101
Celerity Educational Group	Los Angeles, CA	3	0	3	970	1: CA	101
Cesar Chavez Public Charter Schools	Washington, DC	3	0	3	1,383	1: DC	102
Civitas Schools	Chicago, IL	3	0	3	1,680	1: IL	102
Development Organization of Gadsden County	Quincy, FL	1	0	1	310	1: FL	103
Creative Urban Education, Inc.	Dearborn, MI	1	0	1	382	1: MI	103
Daisy Education Corporation	Tucson, AZ	3	0	3	810	1: AZ	104
DC Prep	Washington, DC	3	0	3	936	1: DC	104
Democratic Schools Research Institute	San Antonio, TX	2	0	2	373	1: TX	105
East Waco Innovative School Development, Inc.	Waco, TX	3	0	3	369	1: TX	105
EDSYS, Inc.	Pittsburgh, PA	1	0	1	575	1: PA	106
EightCAP Inc.	Greenville, MI	1	0	1	175	1: MI	106
Envision Schools Colorado	Denver, CO	1	0	1	179	1: CO	107
Espiritu Community Development Corporation	Phoenix, AZ	3	0	3	849	1: AZ	107
eStem Public Charter Schools, Inc.	Little Rock, AR	3	0	3	956	1: AR	108
Foundation for Behavioral Resources	Augusta, MI	2	0	2	447	1: MI	108
Galapagos Charter	Chicago, IL	1	0	1	316	1: IL	109
Golden Rule Schools Inc.	Dallas, TX	3	0	3	755	1: TX	109
Gulf Coast Council of Laraza, Inc.	Corpus Christi, TX	3	0	3	282	1: TX	110

SMALL COMPANY SUMMARY

Summary of For-Profit EMOs Managing 1 to 3 Schools, Listed Alphabetically by Company Name

Company Name	Company Location	Public Schools Managed			Enrollment	States	Page
		Charter	District	Total			
Harlem Village Academies	New York, NY	2	0	2	623	1: NY	110
Hyde Leadership Schools	Washington, DC	2	0	2	1,330	2: DC, NY	111
ISUS International	Dayton, OH	3	0	3	207	1: OH	112
Jubilee Academic Center, Inc.	San Antonio, TX	3	0	3	635	1: TX	112
L. Lowell Byrd Memorial Ed. Development Corporation	Missouri City, TX	3	0	3	347	1: TX	113
Metro Charter Academy	Arlington, TX	3	0	3	359	1: TX	113
Midland Charter Initiative	Midland, MI	1	0	1	248	1: MI	114
Nataki Talibah Schoolhouse	Detroit, MI	1	0	1	396	1: MI	114
New America Schools	Denver, CO	3	0	3	1,296	1: CO	115
New City Public Schools	Long Beach, CA	1	0	1	509	1: CA	115
New Frontiers Charter School, Inc.	San Antonio, TX	3	0	3	609	1: TX	116
New Visions Academy, Inc.	Cottonwood, AZ	3	0	3	147	1: AZ	116
One Stop Multiservice Charter School	Edinburg, TX	3	0	3	385	1: TX	117
Pointe Educational Services	Phoenix, AZ	3	0	3	1,286	1: AZ	117
Por Vida, Inc.	San Antonio, TX	3	0	3	305	1: TX	118
Rocketship Education	Palo Alto, CA	1	0	1	321	1: CA	118
See Forever Foundation	Washington, DC	3	0	3	554	1: DC	119
South Texas Educational Technologies, Inc.	Weslaco, TX	3	0	3	620	1: TX	119
St. HOPE Public Schools	Sacramento, CA	2	0	2	1,347	1: CA	120
SVRC Industries, Inc.	Saginaw, MI	2	0	2	253	1: MI	120
TechEdventures	Lauderdale Lakes, FL	2	0	2	700	1: FL	121
Texas Boys Choir	Fort Worth, TX	3	0	3	572	1: TX	121
The SEED Foundation	Washington, DC	2	0	2	417	2: DC, MD	122
Three Pillars ESP/Cornerstone Schools	Detroit, MI	2	0	2	668	1: MI	122
Two Dimensions Preparatory Academy, Inc.	Houston, TX	3	0	3	428	1: TX	123
Universal Companies, Inc.	Philadelphia, PA	1	2	3	1,203	1: PA	123
Varnett Schools, Inc.	Houston, TX	3	0	3	1,552	1: TX	124
Woodbridge Management & Education Services, Inc.	Big Rapids, MI	3	0	3	858	1: MI	124
Total Small EMOs: 66		153	2	155	43,393	12	

Total EMOs: 137		793	20	813	237,591	26	
------------------------	--	------------	-----------	------------	----------------	-----------	--

Address
3400 N. Austin Avenue
Chicago, Illinois 60634

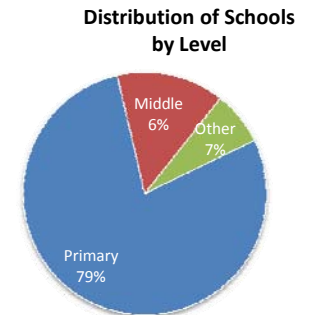
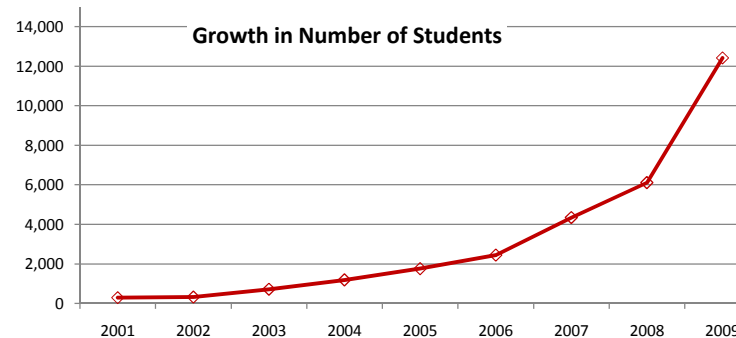
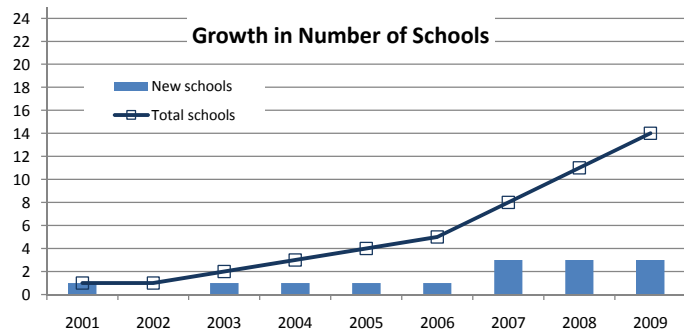
Telephone and Fax
Phone 773-534-0129
Fax 773-283-0903

Website and e-mail
www.ausl-chicago.org
baltenburg@ausl-chicago.org

Year Founded
2001

School Name	City	State	Year Founded	2009 Enrollment	Grade Levels Served From	Grade Levels Served To	Charter School	Virtual School	Made AYP	State Rating
Bethune School of Excellence	Chicago	IL	2009	379	k	8	DISTRICT		No	AWS
Chicago Academy Elementary School	Chicago	IL	2001	590	k	8	DISTRICT		Yes	Fully Recognized
Chicago Academy High School	Chicago	IL	2004	497	9	12	DISTRICT		No	AEWS
Collins Academy High School	Chicago	IL	2007	350	9	12	DISTRICT			Fully Recognized
Dodge Renaissance Academy	Chicago	IL	2003	471	k	8	DISTRICT		Yes	Fully Recognized
Dulles School of Excellence	Chicago	IL	2009	450	k	8	DISTRICT		No	AWS
Harvard School of Excellence	Chicago	IL	2007	466	k	8	DISTRICT		No	AWS
Howe School of Excellence	Chicago	IL	2008	5448	k	8	DISTRICT		No	AWS
Johnson School of Excellence	Chicago	IL	2009	297	k	8	DISTRICT		No	AWS
Morton School of Excellence	Chicago	IL	2008	279	k	8	DISTRICT		No	AWS
National Teachers Academy	Chicago	IL	2007	427	k	8	DISTRICT		No	AWS
Orr Academy High School	Chicago	IL	2008	1139	9	12	DISTRICT		No	Fully Recognized
Sherman School of Excellence	Chicago	IL	2006	520	k	8	DISTRICT		No	AWS
Tarkington School of Excellence	Chicago	IL	2005	1111	k	8	DISTRICT		No	AEWS

Total Number of Schools in 2009-10= 14 **Number of States= 1** **Total Enrollment= 12,424** **Percent of Schools Making AYP= 15%**



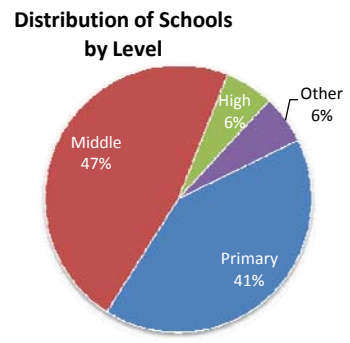
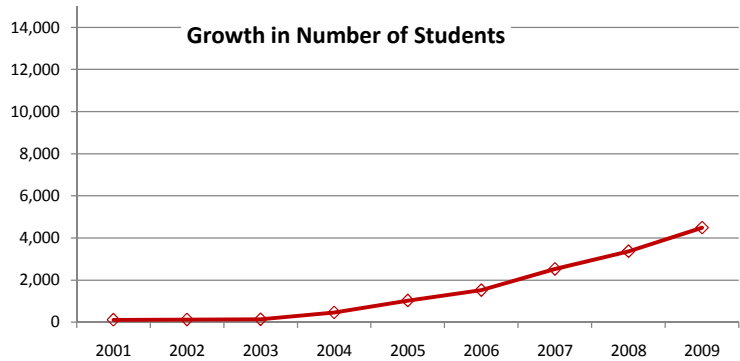
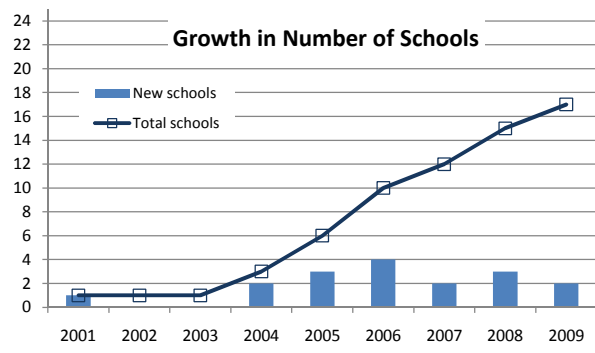
Notes:
a. Data for 2001 to 2006 are estimates for student growth
b. 2009 refers to the 2009-10 school year
c.

Discontinued School Name	Reason No Longer Profiled

Address	Telephone and Fax	Website and e-mail	Year Founded
403 James Street New Haven, CT 06513	Phone 203-773-3223 Fax 203-773-3221	www.achievementfirst.org infoCT@achievementfirst.org	1999

School Name	City	State	Year Founded	2009 Enrollment	Grade Levels Served From	To	Charter School	Virtual School	Made AYP	State Rating
Achievement First Bridgeport Middle	Bridgeport	CT	2007	232	5	7	YES		Yes	
Achievement First Brownsville	New York	NY	2008	248	k	2	YES			In Good Standing
Achievement First Bushwick Middle	Brooklyn	NY	2007	246	5	7	YES			Good Standing
Achievement First Crown Heights Middle	Brooklyn	NY	2005	342	5	8	YES			Good Standing
Achievement First East New York Elementary	Brooklyn	NY	2005	418	k	4	YES			Good Standing
Achievement First East New York Middle	Brooklyn	NY	2009	89	5	5	YES			
Achievement First Endeavor Middle	Brooklyn	NY	2006	305	5	8	YES			Good Standing
Achievement First Hartford Elementary	Hartford	CT	2008	266	k	2	YES		Yes	
Achievement First Hartford Middle	Hartford	CT	2008	175	5	6	YES		Yes	
Achievement First Bushwick Elementary	Brooklyn	NY	2006	414	k	4	YES			
Achievement First Crown Heights Elementary	Brooklyn	NY	2005	422	k	4	YES			
Achievement First Crown Heights High	Brooklyn	NY	2009	62	9	9	YES			
Amistad Academy - Elementary	New Haven	CT	2006	329	k	3	YES		Yes	
Amistad Academy - Middle	New Haven	CT	1999	272	5	8	YES		Yes	
Amistad-Elm City High	New Haven	CT	2006	175	9	12	YES			
Elm City College Prep Elementary	New Haven	CT	2004	276	k	4	YES		Yes	
Elm City College Prep Middle	New Haven	CT	2004	215	5	8	YES		No	

Total Number of Schools in 2009-10= 17 Number of States= 2 Total Enrollment= 4,486 Percent of Schools Making AYP= 86%



Notes:
a. Data for 2001 to 2006 are estimates for student growth
b. 2009 refers to the 2009-10 school year
c. AF Bridgeport and Bushwick were mistakenly profiled as two schools each last year

Discontinued School Name	Reason No Longer Profiled

Alliance for College-Ready Public Schools

Large Company: Managing 10 or More Schools

2009-10

Address
2023 South Union Avenue
Los Angeles, CA 90007

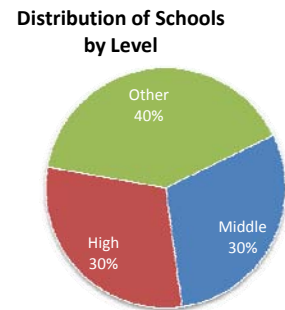
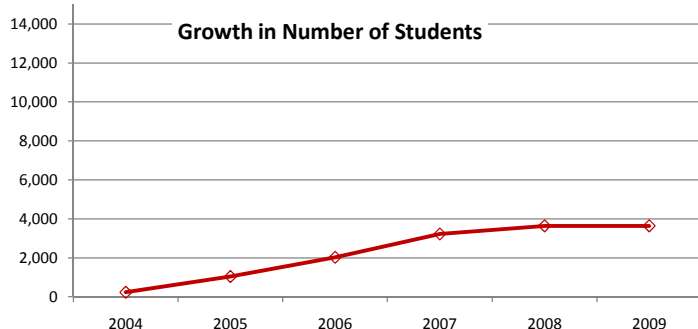
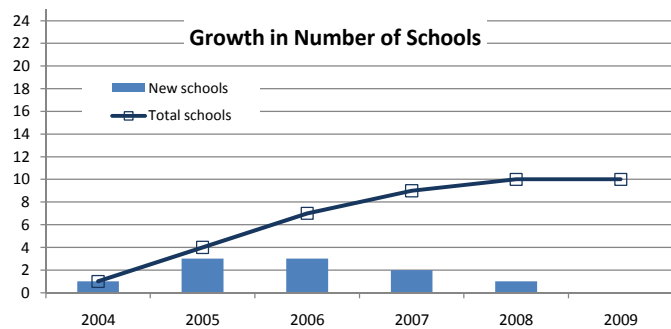
Telephone and Fax
Phone 213-943-4930
Fax 213-943-4931

Website and e-mail
www.laalliance.org
info@laalliance.org

Year Founded
2004

School Name	City	State	Year Founded	2009 Enrollment	Grade Levels Served From	Grade Levels Served To	Charter School	Virtual School	Made AYP	State Rating
College-Ready Academy High School #4	Los Angeles	CA	2006	363	9	11	YES		Yes	+34 API, Met Targets
College-Ready Academy High School #5	Los Angeles	CA	2006	347	9	11	YES		No	-2 API, Met 0 Targets
College-Ready Academy High School #7	Los Angeles	CA	2007	204	9	10	YES		No	-18 API, Met 0 Targets
College-Ready Middle Academy #3	Los Angeles	CA	2008	102	6	6	YES		No	
Gertz-Ressler High School	Los Angeles	CA	2004	502	9	12	YES		Yes	+49 API, Met Targets
Heritage College-Ready Academy High School	Los Angeles	CA	2005	484	9	12	YES		No	+8 API, Met 1 of 2 Targets
Huntington Park College-Ready Academy High School	Huntington Park	CA	2005	532	9	12	YES		No	+65 API, Met Targets
Jack H. Skirball Middle School	Los Angeles	CA	2007	255	6	7	YES		No	+13 API, Met Targets
Marc and Eva Stern Math and Science School	Los Angeles	CA	2006	443	9	11	YES		Yes	-4 API, Met 0 Targets
Richard Merkin Middle School	Los Angeles	CA	2005	409	6	8	YES		Yes	+45 API, Met Targets

Total Number of Schools in 2009-10= 10 Number of States= 1 Total Enrollment= 3,641 Percent of Schools Making AYP= 40%



Notes:
a. Data for 2001 to 2006 are estimates for student growth
b. 2009 refers to the 2009-10 school year

Discontinued School Name	Reason No Longer Profiled

Address
325 W. 12th Street
Dallas, Texas 75208

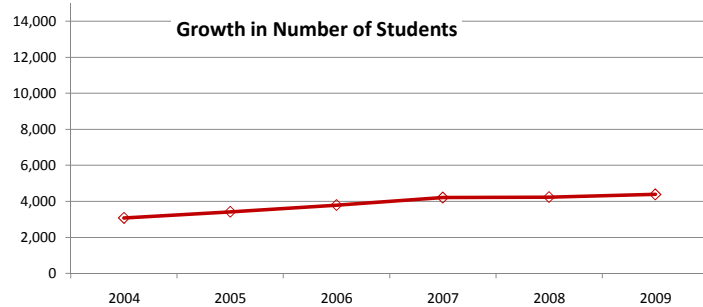
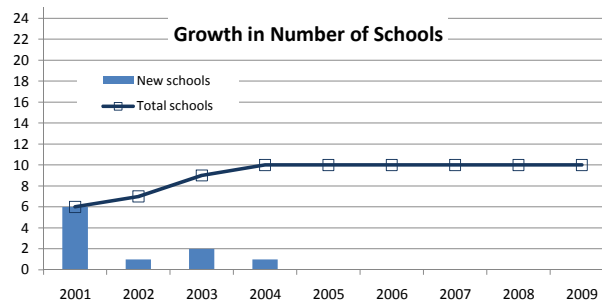
Telephone and Fax
Phone 214-944-1985
Fax None

Website and e-mail
www.americacan.net
None

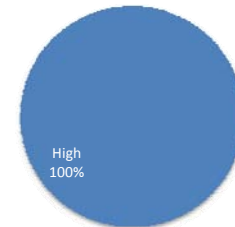
Year Founded
1996

School Name	City	State	Year Founded	2009 Enrollment	Grade Levels Served From	Grade Levels Served To	Charter School	Virtual School	Made AYP	State Rating
Austin Can Academy	Austin	TX	2002	359	9	12	YES		Yes	AEA: ACADEMICALLY UNACCEPTABLE
Dallas Can Academy (Ross Avenue)	Dallas	TX	1996	686	9	12	YES		No	AEA: ACADEMICALLY UNACCEPTABLE
Dallas Can Academy Oak Cliff	Dallas	TX	1998	677	9	12	YES		No	AEA: ACADEMICALLY UNACCEPTABLE
Fort Worth Can Academy (Campus Drive)	Fort Worth	TX	2003	444	9	12	YES		No	AEA: ACADEMICALLY UNACCEPTABLE
Fort Worth Can Academy River Oaks	Fort Worth	TX	2003	270	9	12	YES		Yes	AEA: ACADEMICALLY ACCEPTABLE
Houston Can Academy Hobby	Houston	TX	2001	336	9	12	YES		No	AEA: ACADEMICALLY UNACCEPTABLE
Houston Can! Academy Main	Houston	TX	1998	473	9	12	YES		No	AEA: ACADEMICALLY UNACCEPTABLE
San Antonio Can High School	San Antonio	TX	2004	377	9	12	YES		No	AEA: ACADEMICALLY UNACCEPTABLE
Texans Can Academy Dallas South Campus	Dallas	TX	2000	450	9	12	YES		No	AEA: ACADEMICALLY UNACCEPTABLE
Texans Can at Carrollton-Farmers (Branch)	Dallas	TX	2001	324	9	12	YES		No	AEA: ACADEMICALLY UNACCEPTABLE

Total Number of Schools in 2009-10= 10 **Number of States= 1** **Total Enrollment= 4,396** **Percent of Schools Making AYP= 20%**



Distribution of Schools by Level



Notes:
a. Data for 2001 to 2006 are estimates for student growth
b. 2009 refers to the 2009-10 school year

Discontinued School Name	Reason No Longer Profiled

Address
850 W. Jackson Boulevard, Suite 275
Chicago, Illinois 60607

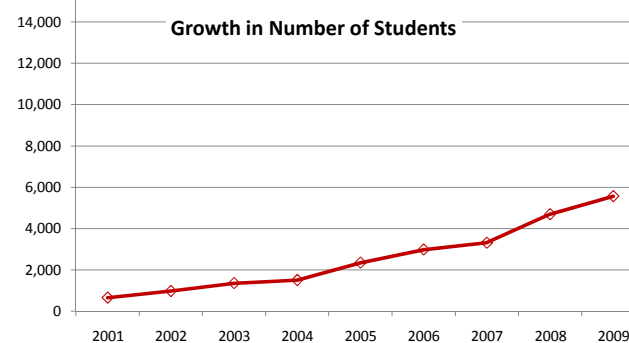
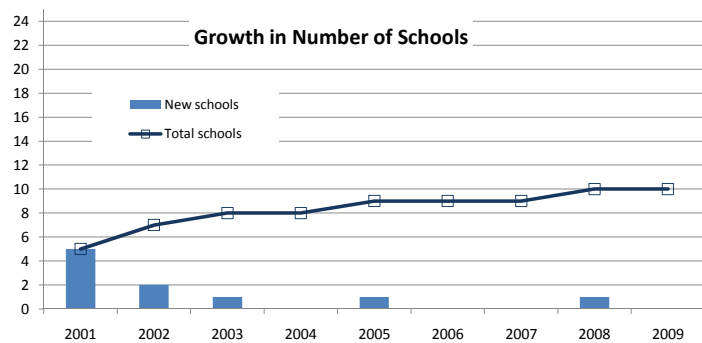
Telephone and Fax
Phone 312-226-3355
Fax None

Website and e-mail
www.aqs.org
None

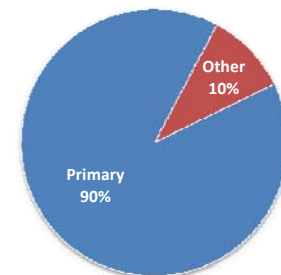
Year Founded
1999

School Name	City	State	Year Founded	2009		Grade Levels Served		Charter School	Virtual School	Made AYP	State Rating
				Enrollment		From	To				
Austin Business and Entrepreneurship Academy High School	Chicago	IL	1999	366		9	10	YES		No	Fully Recognized
Chicago International Charter School - Avalon Campus	Chicago	IL	1999	560		k	8	YES		No	AWS
Chicago International Charter School - Bucktown Campus	Chicago	IL	2001	560		k	8	YES		No	AWS
Chicago International Charter School - Prairie Campus	Chicago	IL	2002	560		k	8	YES		No	AWS
Chicago International Charter School - Washington Park Campus	Chicago	IL	2001	560		k	8	YES		No	AWS
Chicago International Charter School - West Belden Campus	Chicago	IL	2002	560		k	8	YES		No	AWS
East Chicago Urban Enterprise Academy Campus	East Chicago	IN	2005	432		k	7	YES		No	Exemplary
Passages Charter School	Chicago	IL	2001	239		k	5	YES		Yes	Fully Recognized
Plato Learning Academy	Chicago	IL	2008	278		k	5	YES		No	Fully Recognized
Thea Bowman Leadership Academy	Gary	IN	2003	1450		k	11	YES		Yes	Exemplary

Total Number of Schools in 2009-10= 10 **Number of States= 2** **Total Enrollment= 5,565** **Percent of Schools Making AYP= 20%**



Distribution of Schools by Level



Notes:

- a. Data for 2001 to 2006 are estimates for student growth
- b. 2009 refers to the 2009-10 school year
- c. CICS campus enrollments were not reported; charter-wide enrollment (7280) divided by 13 campuses to find average enrollment.

Discontinued School Name	Reason No Longer Profiled

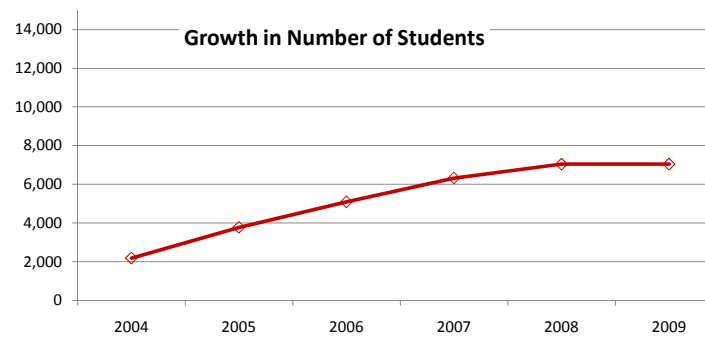
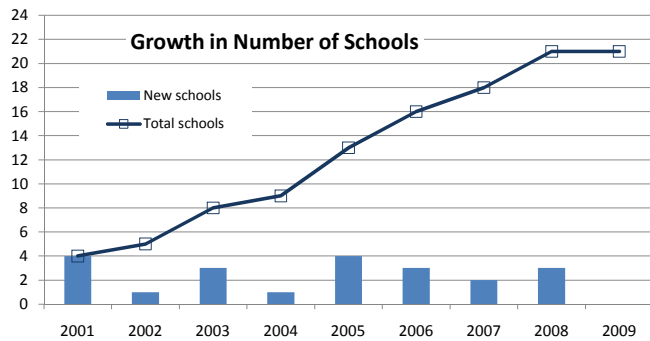
Address
1001 22nd Avenue
Oakland, CA 94606

Telephone and Fax
Phone 510-434-5000
Fax 510-434-5010

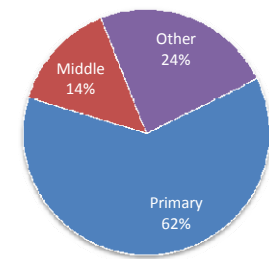
Website and e-mail
www.aspirepublicschools.org
info@aspirepublicschools.org

Year Founded
1999

School Name	City	State	Year Founded	2009 Enrollment	Grade Levels Served From	Grade Levels Served To	Charter School	Virtual School	Made AYP	State Rating
Antonio Maria Lugo Academy	Stockton	CA	1999	348	k	5	YES		Yes	+39 API, Met Targets
Aspire Clarendon Elementary	Modesto	CA	2000	1025	k	12	YES		Yes	+27 API, Met Targets
Aspire Millsmont Secondary Academy	Oakland	CA	2008	225	6	10	YES		Yes	+85 API, Met Targets
Aspire Port City Academy	Oakland	CA	2000	351	k	5	YES		Yes	+58 API, Met Targets
Berkley Maynard Academy	Oakland	CA	2002	510	6	12	YES		Yes	+50, Met Targets
California College Preparatory Academy	Sacramento	CA	2003	237	k	8	YES		Yes	
Capitol Heights Academy	East Palo Alto	CA	2003	420	k	8	YES		Yes	+40 API, Met Targets
Centennial College Preparatory Academy	Stockton	CA	2003	539	6	12	YES		Yes	+25 API, Met Targets
East Palo Alto Charter	Emeryville	CA	2005	198	7	10	YES		Yes	No valid base API
East Palo Alto Charter School (EPACS)	Oakland	CA	2004	216	k	5	YES		Yes	No valid base API
Huntington Park Charter School	Huntington Park	CA	2008	181	k	4	YES		No	No valid base API
Langston Hughes Academy	Stockton	CA	2008	200	6	8	YES		No	No valid base API
Lionel Wilson College Preparatory Academy	Emeryville	CA	2005	384	k	6	YES		Yes	+56 API, Met Targets
Millsmont Academy	Huntington Park	CA	2005	197	k	5	YES		Yes	+85, Met Targets
Monarch Academy	Stockton	CA	2005	349	k	5	YES		Yes	-6 API, Met 0 Targets
River Oaks Charter Academy	East Palo Alto	CA	2006	23	11	11	YES		Yes	+26 API, Met Targets
Rosa Parks Academy	Huntington Park	CA	2006	406	6	8	YES		Yes	
Summit Charter Academy	Modesto	CA	2006	447	k	8	YES		Yes	+42 API, Met Targets
The Benjamin Holt College Preparatory Academy	Stockton	CA	2001	348	k	5	YES		Yes	+17 API, Met Targets
University Charter School	Huntington Park	CA	2007	190	k	5	YES			Met Targets
University Public School	Stockton	CA	2007	244	k	8	YES		Yes	+52 API, Met Targets
Total Number of Schools in 2009-10= 21		Number of States= 1		Total Enrollment= 7,038		Percent of Schools Making AYP=		90%		



Distribution of Schools by Level



Notes:
a. Data for 2001 to 2006 are estimates for student growth
b. 2009 refers to the 2009-10 school year

Discontinued School Name	Reason No Longer Profiled

Address
2250 E. Devon Avenue, Suite 215
Des Plaines, IL 60018

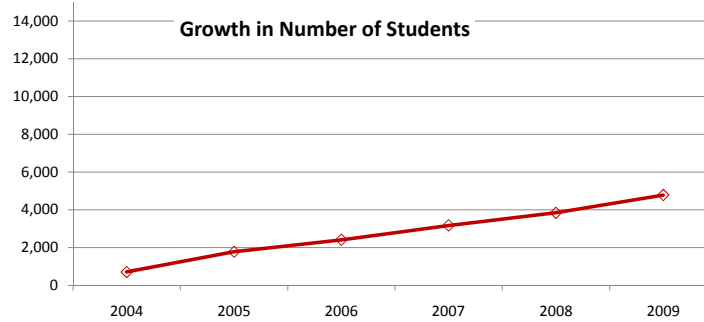
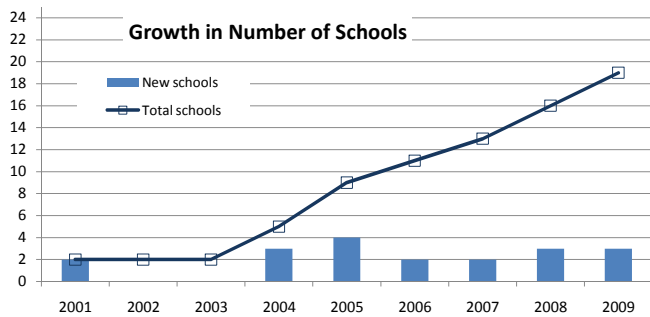
Telephone and Fax
Phone 847-824-3380
Fax 847-824-3382

Website and e-mail
www.conceptschools.org
contact@conceptschools.org

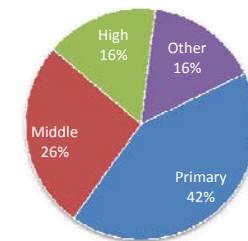
Year Founded
1999

School Name	City	State	Year Founded	2009 Enrollment	Grade Levels Served From	Grade Levels Served To	Charter School	Virtual School	Made AYP	State Rating
Chicago Mathematics and Science Academy	Chicago	IL	2004	488	6	11	YES		No	Fully Recognized
Horizon Science Academy - Cincinnati	Cincinnati	OH	2005	290	5	10	YES		Yes	ok
Horizon Science Academy - Cleveland Elementary School	Cleveland	OH	2008	405	k	5	YES		Yes	ok
Horizon Science Academy - Cleveland High School	Cleveland	OH	1999	513	9	12	YES		Yes	ok
Horizon Science Academy - Cleveland Middle School	Cleveland	OH	2005	111	k	8	YES		Yes	ok
Horizon Science Academy - Columbus Elementary School	Columbus	OH	2008	308	k	5	YES		Yes	Excellent
Horizon Science Academy - Columbus High School	Columbus	OH	1999	308	9	12	YES		Yes	ok
Horizon Science Academy - Columbus Middle School	Columbus	OH	2007	146	6	8	YES		Yes	ok
Horizon Science Academy - Dayton Elementary	Dayton	OH	2009	201	k	4	YES			
Horizon Science Academy - Dayton High	Dayton	OH	2004	177	5	12	YES		Yes	ok
Horizon Science Academy - Denison Elementary School	Cleveland	OH	2008	123	k	5	YES		Yes	ok
Horizon Science Academy - Denison Middle	Cleveland	OH	2005	211	4	8	YES		Yes	ok
Horizon Science Academy - Lorain	Lorain	OH	2009	203	k	6	YES			
Horizon Science Academy - Springfield	Toledo	OH	2005	175	5	8	YES		Yes	ok
Horizon Science Academy - Toledo	Toledo	OH	2004	235	8	12	YES		Yes	ok
Indiana Math and Science Academy - Indianapolis	Indianapolis	IN	2007	483	6	9	YES		No	Exemplary
Michigan Mathematics and Science Academy	Hazel Park	MI	2009	128	5	8	YES		No	
Noble Academy - Cleveland	Cleveland	OH	2006	188	k	7	YES		Yes	Improvement Year 1 (Delay)
Noble Academy - Columbus	Columbus	OH	2006	95	k	5	YES		Yes	ok

Total Number of Schools in 2009-10= 19 **Number of States= 4** **Total Enrollment= 4,788** **Percent of Schools Making AYP= 82%**



Distribution of Schools by Level



Notes:
a. Data for 2001 to 2006 are estimates for student growth
b. 2009 refers to the 2009-10 school year

Discontinued School Name	Reason No Longer Profiled

Constellation Schools

Large Company: Managing 10 or More Schools

2009-10

Address
5983 West 54th Street
Parma, Ohio 44129

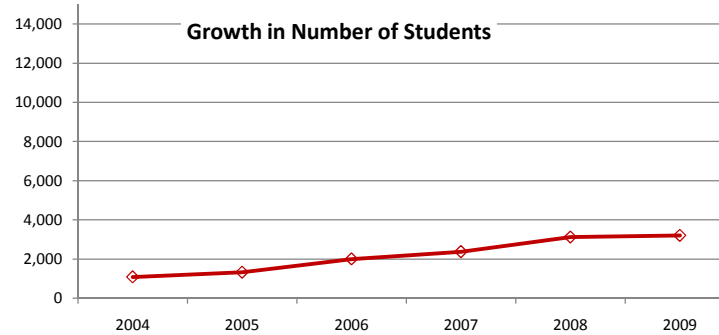
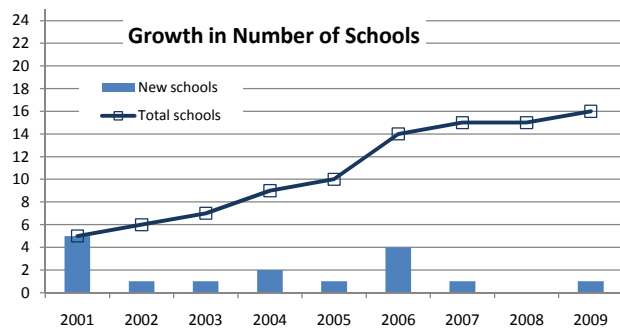
Telephone and Fax
Phone 440-845-7688
Fax 440-845-7689

Website and e-mail
www.constellationschools.org
None

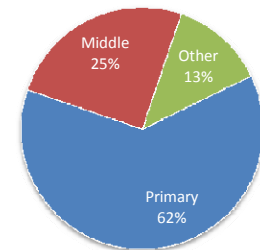
Year Founded
1998

School Name	City	State	Year Founded	2009 Enrollment	Grade Levels Served From To	Charter School	Virtual School	Made AYP	State Rating
Elyria Community Elementary	Elyria	OH	2001	249	k 9	YES		Yes	Improvement Year 3 (Delay)
Lorain Community Elementary	Lorain	OH	2001	181	k 4	YES		Yes	ok
Lorain Community Middle	Lorain	OH	2006	97	5 9	YES		Yes	ok
Madison Community Elementary	Cleveland	OH	2004	228	k 8	YES		Yes	ok
Mansfield Community Elementary	Mansfield	OH	2002	188	k 8	YES		Yes	Improvement Year 2 (Delay)
Mansfield Visual & Performing Arts School	Mansfield	OH	2009	36	k 8	YES			
Old Brooklyn Community Elementary	Cleveland	OH	1998	232	k 4	YES		Yes	ok
Old Brooklyn Community Middle	Cleveland	OH	2006	117	5 9	YES		Yes	ok
Outreach Academy for Students with Disabilities	Cleveland	OH	2006	46	k 12	YES		Yes	ok
Parma Community Elementary	Cleveland	OH	2000	642	k 12	YES		No	At risk
Puritas Community Elementary	Cleveland	OH	2003	193	k 4	YES		Yes	ok
Puritas Community Middle	Cleveland	OH	2006	96	5 9	YES		Yes	Improvement Year 1 (Delay)
Stockyard Community Elementary	Cleveland	OH	2004	247	k 6	YES		No	Improvement Year 1
Westpark Community Elementary	Cleveland	OH	2001	262	k 4	YES		Yes	ok
Westpark Community Middle	Cleveland	OH	2005	262	5 9	YES		Yes	ok
Westside Community School of the Arts	Cleveland	OH	2007	127	k 9	YES			

Total Number of Schools in 2009-10= 16 **Number of States= 1** **Total Enrollment= 3,203** **Percent of Schools Making AYP= 86%**



Distribution of Schools by Level



Notes:
a. Data for 2001 to 2006 are estimates for student growth
b. 2009 refers to the 2009-10 school year

Discontinued School Name	Reason No Longer Profiled

Address
9431 W. Sam Houston Parkway
Houston, Texas 77099

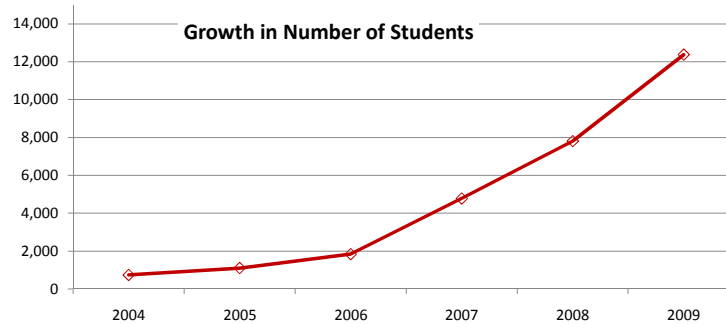
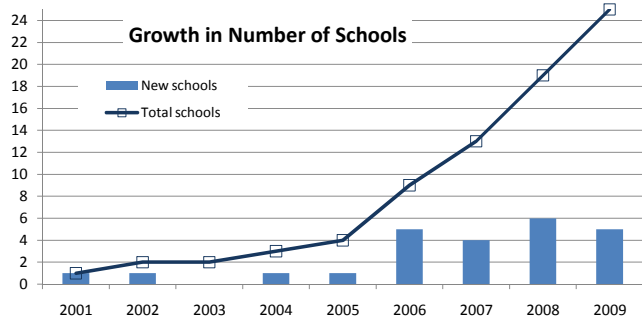
Telephone and Fax
Phone 713-343-3333
Fax 713-777-8555

Website and e-mail
harmonyschools.org
info@hsatx.org

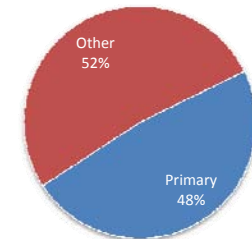
Year Founded
2000

School Name	City	State	Year Founded	2009 Enrollment	Grade Levels Served From	To	Charter School	Virtual School	Made AYP	State Rating
Harmony School of Excellence	Houston	TX	2006	412	k	12	YES			
Harmony School of Excellence - Endeavor	Houston	TX	2009	390	k	8	YES			
Harmony School of Excellence - Houston	Houston	TX	2006	735	k	9	YES		Yes	EXEMPLARY
Harmony School of Ingenuity	Houston	TX	2009	411	k	8	YES			
Harmony School of Innovation - Dallas	Carrollton	TX	2009	403	k	8	YES			
Harmony School of Innovation - El Paso	El Paso	TX	2009	423	k	8	YES			
Harmony School of Innovation - Houston	Houston	TX	2005	594	k	6	YES		Yes	EXEMPLARY
Harmony School of Science - Austin	Austin	TX	2008	526	k	8	YES		Yes	EXEMPLARY
Harmony School of Science - Houston	Sugar Land	TX	2008	620	k	8	YES		No	EXEMPLARY
Harmony Science Academy - Austin	Austin	TX	2002	310	6	12	YES		Yes	RECOGNIZED
Harmony Science Academy - Beaumont	Beaumont	TX	2007	502	k	8	YES		Yes	ACADEMICALLY ACCEPTABLE
Harmony Science Academy - Brownsville	Brownsville	TX	2008	381	k	9	YES		No	EXEMPLARY
Harmony Science Academy - Bryan (College Station)	Bryan	TX	2007	274	k	8	YES		Yes	RECOGNIZED
Harmony Science Academy - Dallas	Dallas	TX	2004	776	k	11	YES		Yes	EXEMPLARY
Harmony Science Academy - El Paso	El Paso	TX	2006	689	k	9	YES		Yes	RECOGNIZED
Harmony Science Academy - EULESS	Euleless	TX	2009	409	k	12	YES			
Harmony Science Academy - Fort Worth	Fort Worth	TX	2006	620	k	9	YES		Yes	EXEMPLARY
Harmony Science Academy - Grand Prairie	Grand Prairie	TX	2008	516	k	9	YES		No	EXEMPLARY
Harmony Science Academy - Houston	Houston	TX	2000	395	6	12	YES		Yes	EXEMPLARY
Harmony Science Academy - Houston NW	Houston	TX	2007	633	k	8	YES		Yes	EXEMPLARY
Harmony Science Academy - Laredo	Laredo	TX	2008	572	k	9	YES		No	ACADEMICALLY ACCEPTABLE
Harmony Science Academy - Lubbock	Lubbock	TX	2007	379	k	8	YES		Yes	EXEMPLARY
Harmony Science Academy - North Austin	Pflugerville	TX	2008	382	4	10	YES		No	RECOGNIZED
Harmony Science Academy - San Antonio	San Antonio	TX	2006	585	k	9	YES		Yes	RECOGNIZED
Harmony Science Academy - Waco	Waco	TX	2007	433	k	8	YES		Yes	RECOGNIZED

Total Number of Schools in 2009-10= 25 **Number of States= 1** **Total Enrollment= 12,370** **Percent of Schools Making AYP= 74%**



Distribution of Schools by Level



Notes:

- a. Data for 2001 to 2006 are estimates for student growth
- b. 2009 refers to the 2009-10 school year

Discontinued School Name	Reason No Longer Profiled

Green Dot Public Schools

Large Company: Managing 10 or More Schools

2009-10

Address
350 South Figueroa Street, Suite 213
Los Angeles, California 90071

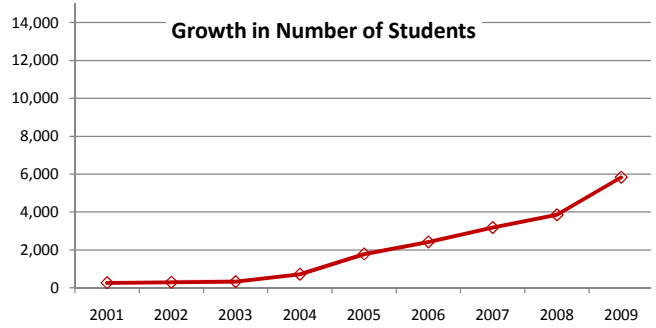
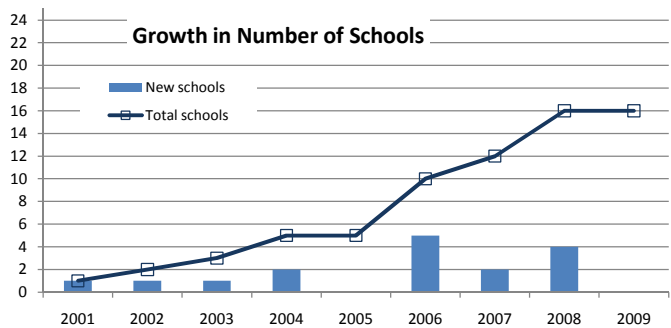
Telephone and Fax
Phone 213-621-0276
Fax 213-621-4419

Website and e-mail
www.green dot.org
None

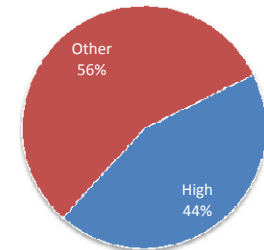
Year Founded
2000

School Name	City	State	Year Founded	2009 Enrollment	Grade Levels Served		Charter School	Virtual School	Made AYP	State Rating
					From	To				
Animo Film & Theatre Arts Charter High School	Los Angeles	CA	2006	154	9	12	YES		Yes	+2 API, Met 0 Targets
Animo Inglewood Charter High School	Inglewood	CA	2002	531	9	12	YES		Yes	-21 API, Met 0 Targets
Animo Jackie Robinson	Los Angeles	CA	2006	412	9	11	YES		No	+37 API, Met Targets
Animo Justice	Los Angeles	CA	2006	396	9	11	YES		No	-13 API, Met 0 Targets
Animo Leadership Charter High School	Inglewood	CA	2000	573	9	12	YES		No	-27 API, Met 0 Targets
Animo Locke 1	Los Angeles	CA	2008	176	9	9	YES		No	No valid base API
Animo Locke 2	Los Angeles	CA	2008	168	9	9	YES		No	No valid base API
Animo Locke 3	Los Angeles	CA	2008	163	9	9	YES		No	No valid base API
Animo Locke Tech Charter High School	Los Angeles	CA	2007	288	9	10	YES		No	+6 API, Met 0 Targets
Animo Pat Brown	Los Angeles	CA	2006	403	9	11	YES		Yes	+4 API, Met 0 Targets
Animo Ralph Bunche Charter High School	Los Angeles	CA	2006	409	9	11	YES		No	-7 API, Met 0 Targets
Animo South Los Angeles Charter High School	Los Angeles	CA	2004	531	9	12	YES		No	-13 API, Met 0 Targets
Animo Venice	Los Angeles	CA	2004	552	9	12	YES		No	+4 API, Met 1 of 2 Targets
Animo Watts Two Charter High School	Los Angeles	CA	2007	312	9	10	YES		No	-80 API, Met 1 of 2 Targets
Green Dot New York	Bronx	NY	2008	216	9	10	YES		Yes	In Good Standing
Oscar de la Hoya Animo Charter High School	Los Angeles	CA	2003	554	9	12	YES		No	-16 API, Met 0 Targets

Total Number of Schools in 2009-10= 16 **Number of States= 2** **Total Enrollment= 5,838** **Percent of Schools Making AYP= 25%**



Distribution of Schools by Level



Notes:
a. Data for 2001 to 2006 are estimates for student growth
b. 2009 refers to the 2009-10 school year

Discontinued School Name	Reason No Longer Profiled

Address
5150 W. Goldleaf Circle, Suite 401
Los Angeles, CA 90056

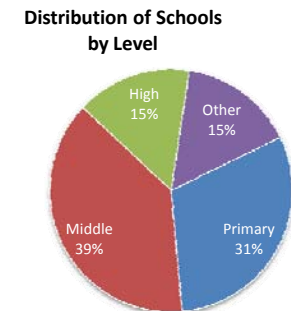
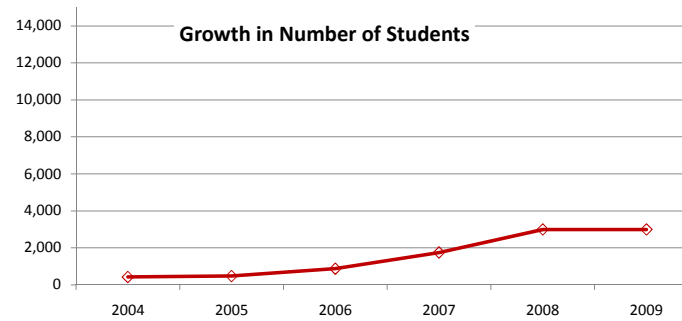
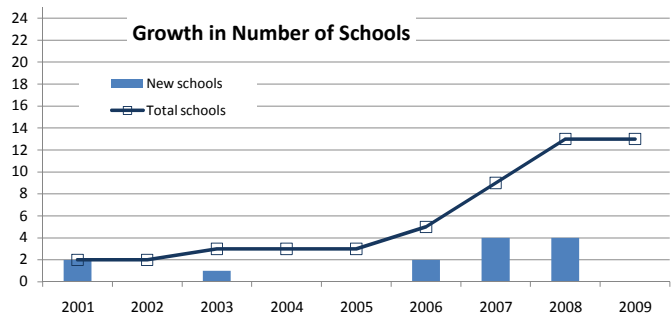
Telephone and Fax
Phone 323-290-6900
Fax 323-293-9092

Website and e-mail
www.icefla.org
None

Year Founded
1994

School Name	City	State	Year Founded	2009 Enrollment	Grade Levels Served From	Grade Levels Served To	Charter School	Virtual School	Made AYP	State Rating
Frederick Douglass Academy Charter Elementary School	Los Angeles	CA	2008	95	k	2	YES		Yes	No valid base API
Frederick Douglass Academy Charter High School	Los Angeles	CA	2006	296	9	12	YES		No	-31 API, Met 0 Targets
Frederick Douglass Academy Charter Middle School	Los Angeles	CA	2006	276	6	8	YES		No	-12, Met 0 Targets
ICEF Vista Elementary Academy	Los Angeles	CA	2008	253	k	5	YES		No	No valid base API
ICEF Vista Middle Academy	Los Angeles	CA	2008	143	6	8	YES		No	No valid base API
Lou Dantzier Preparatory Charter Elementary	Los Angeles	CA	2008	91	k	2	YES		Yes	No valid base API
Lou Dantzier Preparatory Charter High	Los Angeles	CA	2007	166	9	11	YES		No	+13 API, Met Targets
Lou Dantzier Preparatory Charter Middle	Los Angeles	CA	2007	207	6	8	YES		Yes	+51 API, Met Targets
Thurgood Marshall Charter High	Los Angeles	CA	2007	132	9	11	YES		No	+80 API, Met Targets
Thurgood Marshall Charter Middle	Los Angeles	CA	2007	194	6	8	YES		No	-11 API, Met 0 Targets
View Park Preparatory Accelerate Charter High School	Los Angeles	CA	2003	392	9	12	YES		Yes	+63 API, Met Targets
View Park Preparatory Accelerated Charter Elementary	Los Angeles	CA	1999	428	k	5	YES		Yes	+40 API, Met Targets
View Park Preparatory Accelerated Charter Middle	Los Angeles	CA	2001	324	6	8	YES		Yes	+43 API, Met Targets

Total Number of Schools in 2009-10= 13 **Number of States= 1** **Total Enrollment= 2,997** **Percent of Schools Making AYP= 46%**



Notes:
a. Data for 2001 to 2006 are estimates for student growth
b. 2009 refers to the 2009-10 school year

Discontinued School Name	Reason No Longer Profiled

Address
505 Angelita Drive, Suite 9
Weslaco, TX 78596

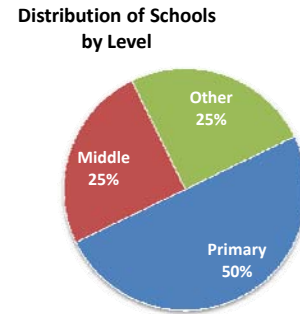
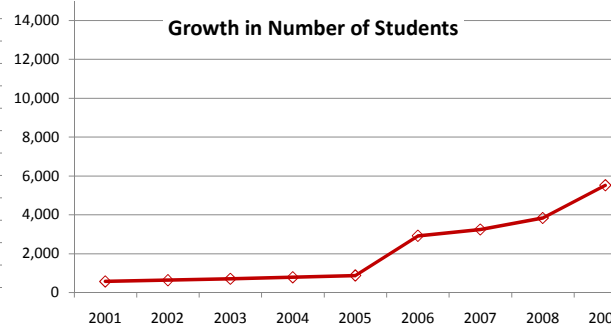
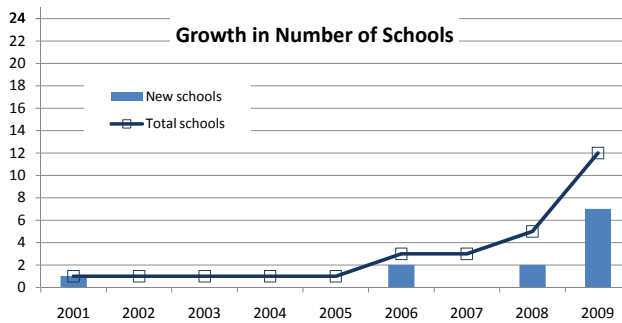
Telephone and Fax
Phone 956-377-8000
Fax 956-447-3796

Website and e-mail
www.ideapublicschools.org
netcommunity@ideapublicschools.org

Year Founded
2000

School Name	City	State	Year Founded	2009 Enrollment	Grade Levels Served From	Grade Levels Served To	Charter School	Virtual School	Made AYP	State Rating
Frontier Academy and College Preparatory	Brownsville	TX	2006	622	k	10	YES		Yes	EXEMPLARY
Idea Academy	Donna	TX	2009	101	k	5	YES			
Idea Academy	Donna	TX	2009	682	k	5	YES		Yes	RECOGNIZED
Idea Academy and College Preparatory - Donna	Donna	TX	2000	745	k	12	YES		Yes	EXEMPLARY
Idea Academy and College Preparatory - Mission	Mission	TX	2008	348	k	8	YES		No	NOT RATED: OTHER
Idea Academy and College Preparatory - San Benito	San Benito	TX	2008	337	k	8	YES		No	NOT RATED: OTHER
Idea Academy Mission	Mission	TX	2009	292	k	1	YES		No	NOT RATED: OTHER
Idea Academy San Juan	San Juan	TX	2009	297	k	k	YES		No	NOT RATED: OTHER
Idea College Preparatory San Juan	San Juan	TX	2009	231	6	9	YES			
Idea Frontier College Preparatory	Brownsville	TX	2009	537	6	9	YES		Yes	RECOGNIZED
Idea Quest Academy and College Preparatory	Edinburg	TX	2006	699	k	10	YES		Yes	EXEMPLARY
Idea Quest College Preparatory	McAllen	TX	2009	624	6	9	YES		Yes	RECOGNIZED

Total Number of Schools in 2009-10= 12 **Number of States= 1** **Total Enrollment= 5,515** **Percent of Schools Making AYP= 60%**



Notes:

- a. Data for 2001 to 2006 are estimates for student growth
- b. 2009 refers to the 2009-10 school year
- c.

Discontinued School Name	Reason No Longer Profiled

Address
 135 Main Street, Suite 1700
 San Francisco, California 94105

Telephone and Fax
 Phone 866-345-5477
 Fax 415-348-0588

Website and e-mail
 www.kipp.org
 info@kipp.org

Year Founded
 1999

School Name	City	State	Year Founded	2009 Enrollment	Grade Levels Served From	To	Charter School	Virtual School	Made AYP	State Rating
E. Phillips: Kipp Believe College Prep	New Orleans	LA	2006	333	5	8	YES		Yes	
Freedom Academy Charter School	Newark	NJ	2004	275	5	8	YES		No	"In Need of Improvement" status: No
KIPP 3D Academy	Houston	TX	2001	273	5	8	YES		Yes	RECOGNIZED
KIPP 3rd Ward School	Houston	TX	2009	70	k	12	YES		Yes	RECOGNIZED
KIPP Academy (Middle School)	Houston	TX	1995	267	5	8	YES		Yes	RECOGNIZED
KIPP Academy Charlotte	Charlotte	NC	2007	365	5	7	YES		Yes	59.1%, 67.1%
KIPP Academy Elementary	Bronx	NY	2009	92	k	k	YES			
KIPP Academy Fresno	Fresno	CA	2004	338	5	8	YES		Yes	-19 API, Met Targets
KIPP Academy Lynn Charter School	Lynn	MA	2004	352	5	8	YES		Yes	High
KIPP Academy Nashville	Nashville	TN	2005	251	5	8	YES		Yes	Safe school
KIPP Academy New York	New York	NY	1995	393	5	8	YES		Yes	In Good Standing
KIPP Academy of Opportunity	Los Angeles	CA	2003	344	5	8	YES		Yes	+32 API, Met Targets
KIPP Adelante Preparatory Academy	San Diego	CA	2003	353	5	8	YES		No	+31 API, Met Targets
KIPP AMP Academy	New York	NY	2005	298	5	8	YES		Yes	In Good Standing
KIPP Ascend Charter School	Chicago	IL	2003	328	5	8	YES		Yes	Fully Recognized
KIPP Aspire Academy	San Antonio	TX	2003	408	5	8	YES		Yes	RECOGNIZED
KIPP Austin Academy of Arts & Letters	Austin	TX	2009	97	5	8	YES			
KIPP Austin College Prep	Austin	TX	2002	361	5	8	YES		Yes	RECOGNIZED
KIPP Austin Collegiate	Austin	TX	2008	179	5	5	YES		No	EXEMPLARY
KIPP Bayview Academy	San Francisco	CA	2003	244	5	8	YES		Yes	No valid base API
KIPP Bridge Charter School	Oakland	CA	2007	234	5	8	YES		Yes	+28 API, Met Targets
KIPP Central City Academy	New Orleans	LA	2007	288	5	7	YES		Yes	1 star
KIPP Central City Primary	New Orleans	LA	2008	195	k	1	YES		Yes	3 star
KIPP Coastal Village Lower School	Galveston	TX	2009	317	k	3	YES			
KIPP DC AIM Academy	Washington DC	DC	2005	330	5	8	YES		No	65.42%, 83.73%
KIPP DC College Preparatory	Washington DC	DC	2009	117	9	9	YES			
KIPP DC KEY Academy	Washington DC	DC	2002	328	5	8	YES		No	77.27%, 94.16%
KIPP DC LEAP Academy	Washington DC	DC	2007	281	k	1	YES			
KIPP DC WILL Academy	Washington DC	DC	2006	319	5	7	YES		No	60.17%, 74.15%
KIPP DC: Promise Academy	Washington DC	DC	2009	111	1	1	YES			
KIPP Delta College Preparatory School	Helena	AR	2002	533	5	8	YES		Yes	Achieving
KIPP Delta Elementary Literacy Academy	Helena	AR	2009	100	k	1	YES			
KIPP Denver Collegiate High School	Denver	CO	2009	129	9	9	YES			
KIPP DIAMOND Academy	Memphis	TN	2002	308	5	8	YES		Yes	Safe school
KIPP DREAM Prep	Houston	TX	2006	554	k	5	YES		Yes	RECOGNIZED
KIPP East End	Houston	TX	2009	215	k	5	YES		No	ACADEMICALLY ACCEPTABLE
KIPP Endeavor Academy	Kansas City	MO	2007	115	5	6	YES		No	

Address
 135 Main Street, Suite 1700
 San Francisco, California 94105

Telephone and Fax
 Phone 866-345-5477
 Fax 415-348-0588

Website and e-mail
 www.kipp.org
 info@kipp.org

Year Founded
 1999

School Name	City	State	Year Founded	2009 Enrollment	Grade Levels Served From	To	Charter School	Virtual School	Made AYP	State Rating
KIPP Gaston College Preparatory	Gaston	NC	2001	621	k	11	YES		Yes	78.5%, 84.9%
KIPP Gulfton Lower School	Houston	TX	2009	559	k	5	YES		Yes	EXEMPLARY
KIPP Harmony Academy	Baltimore	MD	2009	125	k	k	YES			
KIPP Heartwood Academy	San Jose	CA	2004	360	5	8	YES		Yes	-8 API, Met Targets
KIPP Houston High School	Houston	TX	2004	496	9	12	YES		No	EXEMPLARY
KIPP Indianapolis College Preparatory	Indianapolis	IN	2004	207	5	8	YES		No	Acad Progress
KIPP Infinity Charter School	New York	NY	2005	338	5	8	YES		Yes	In Good Standing
KIPP Inspire Academy	St. Louis	MO	2009	90	5	5	YES			
KIPP Intrepid Preparatory	Houston	TX	2008	95	5	5	YES			
KIPP Journey	Columbus	OH	2008	64	5	5	YES			
KIPP King Collegiate High School	San Lorenzo	CA	2007	185	9	10	YES		Yes	+58 API, Met Targets
KIPP LA Prep	Los Angeles	CA	2003	320	5	8	YES		No	+101 API, Met Targets
KIPP LEAD College Prep Charter School	Gary	IN	2006	310	5	7	YES		No	Exemplary
KIPP Liberation College Prep	Houston	TX	2006	252	6	7	YES		Yes	RECOGNIZED
KIPP McDonogh Fifteen School for the Creative Arts	New Orleans	LA	2006	480	k	8	YES		Yes	2 star
KIPP North Forest Lower Girls' School	Houston	TX	2009	87	k	5	YES			
KIPP North Forest Lower School	Houston	TX	2009	91	k	5	YES		Yes	RECOGNIZED
KIPP NYC College Prep	New York	NY	2009	154	9	9	YES			
KIPP Philadelphia Charter School	Philadelphia	PA	2003	1207	5	8	YES		No	Group met target
KIPP Polaris Academy	Houston	TX	2007	161	5	6	YES		No	RECOGNIZED
KIPP Raices Academy	Los Angeles	CA	2008	101	k	k	YES		Yes	No valid base API
KIPP Reach College Preparatory	Oklahoma City	OK	2002	251	5	8	YES		Yes	1445 API
KIPP San Francisco Bay Academy	San Francisco	CA	2003	314	5	8	YES		Yes	Met Targets
KIPP San Jose Collegiate	San Jose	CA	2008	88	9	9	YES		Yes	No valid base API
KIPP Sharpstown College Prep	Houston	TX	2007	177	5	6	YES		Yes	EXEMPLARY
KIPP South Fulton Academy	Atlanta	GA	2003	321	5	8	YES		Yes	92.07% Meeting and Exceeding Standards
KIPP Spirit College Prep	Houston	TX	2006	262	6	7	YES		Yes	RECOGNIZED
KIPP STAND Academy	Minneapolis	MN	2008	156	5	6	YES		No	34.54% Proficient
KIPP STAR College Prep Charter School	New York	NY	2003	299	5	8	YES		Yes	In Good Standing
KIPP Summit Academy	San Lorenzo	CA	2003	385	5	8	YES		No	+11 API, Met 1 of 2 Targets
KIPP Sunnyside School	Houston	TX	2009	210	k	12	YES		Yes	ACADEMICALLY ACCEPTABLE
KIPP Sunshine Peak Academy	Denver	CO	2009	371	5	8	YES		No	
KIPP SW Lower School-Shine	Houston	TX	2009	894	k	5	YES		Yes	EXEMPLARY
KIPP Tech Valley	Albany	NY	2005	303	5	8	YES		No	In Good Standing
KIPP Truth Academy	Dallas	TX	2003	264	5	8	YES		Yes	RECOGNIZED
KIPP Tulsa College Preparatory	Tulsa	OK	2005	315	5	8	NO		Yes	1209 API
KIPP Ujima Village Academy	Baltimore	MD	2002	374	5	8	YES		Yes	
KIPP University Prep H S	San Antonio	TX	2009	88	9	12	YES			

Address
135 Main Street, Suite 1700
San Francisco, California 94105

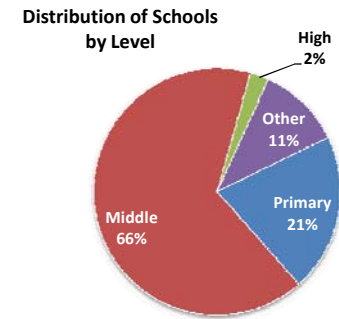
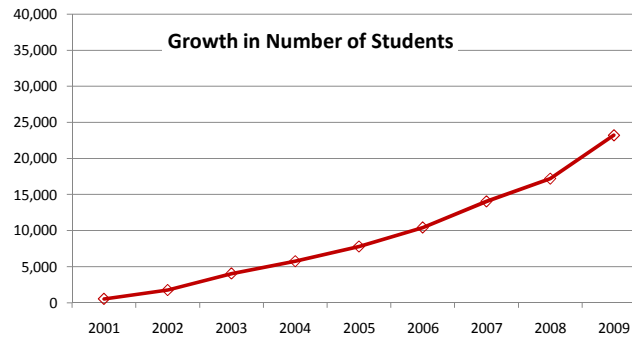
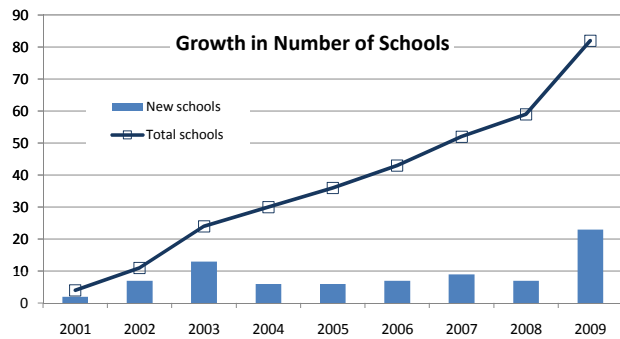
Telephone and Fax
Phone 866-345-5477
Fax 415-348-0588

Website and e-mail
www.kipp.org
info@kipp.org

Year Founded
1999

School Name	City	State	Year Founded	2009 Enrollment	Grade Levels Served From	Grade Levels Served To	Charter School	Virtual School	Made AYP	State Rating
KIPP Voyage Academy for Girls	Houston	TX	2009	87	5	5	YES			
KIPP West Atlanta Academy (WAYS Academy)	Atlanta	GA	2003	326	5	8	YES		Yes	91.21% Meeting and Exceeding Standards
KIPP West Philadelphia Preparatory	Philadelphia	PA	2009	91	5	5	YES		No	Group did not meet target
KIPP ZENITH Academy	Houston	TX	2009	90	k	k	YES			
Newark Collegiate Academy (in NCES, Newark Vocational H S)	Newark	NJ	2007	278	9	11	YES		No	"In Need of Improvement" status: Year 4
SPARK Academy	Newark	NJ	2009	100	k	k	YES			
TEAM Academy	Newark	NJ	2002	767	5	9	YES		Yes	"In Need of Improvement" status: No

Total Number of Schools in 2009-10= 82 **Number of States= 20** **Total Enrollment= 23,209** **Percent of Schools Making AYP= 69%**



Notes:

- a. Data for 2001 to 2006 are estimates for student growth
- b. 2009 refers to the 2009-10 school year
- c. The axes for KIPP Foundation's graphs have been adjusted to fit the large numbers of schools and enrollment.

Discontinued School Name	Reason No Longer Profiled
Rise Academy	Listed under TEAM Academy Charter Schools on state website
KIPP Delta Collegiate	Mary Ann Duncan (ADE) confirmed KIPP Delta Public Schools operate under the same charter

PPEP and Affiliates

Large Company: Managing 10 or More Schools

2009-10

Address
1840 E. Benson Highway
Tucson, Arizona 85714

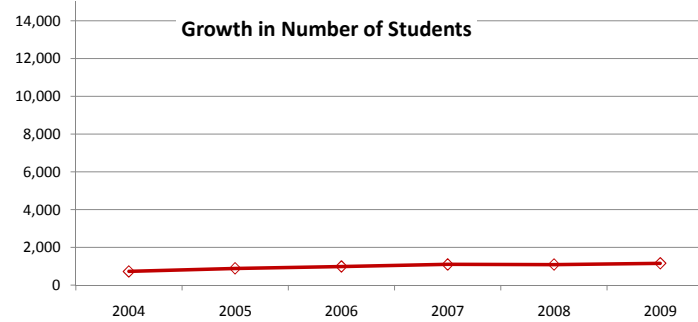
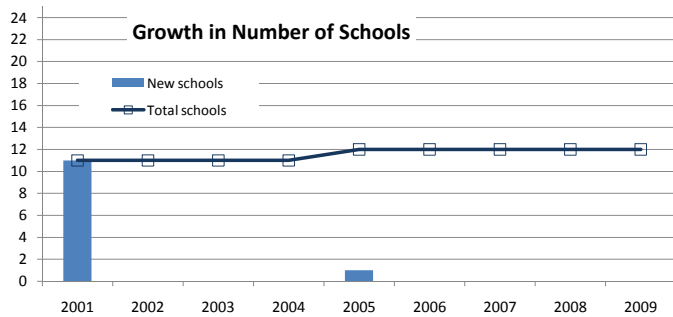
Telephone and Fax
Phone 520-294-6997
Fax 520-294-7738

Website and e-mail
www.ppep.org
None

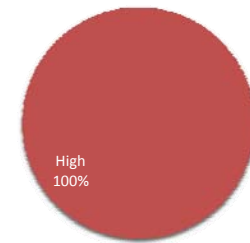
Year Founded
1995

School Name	City	State	Year Founded	2009 Enrollment	Grade Levels Served From	Grade Levels Served To	Charter School	Virtual School	Made AYP	State Rating
PPEC TEC - Robles Junction Learning Center	Tucson	AZ	2005	58	9	12	YES		Yes	Performing
PPEP TEC - Alice S. Paul Learning Center	Casa Grande	AZ	1996	77	9	12	YES		Yes	Performing
PPEP TEC - Celestino Fernandez Learning Center	Tucson	AZ	1995	358	9	12	YES		Yes	Performing
PPEP TEC - Cesar Chavez Learning Center	San Luis	AZ	1995	125	9	12	YES		Yes	Performing
PPEP TEC - Colin L. Powell Learning Center	Tucson	AZ	1995	72	9	12	YES		Yes	Performing
PPEP TEC - John David Arnold Learning Center	Tucson	AZ	1996	59	10	12	YES		Yes	Performing
PPEP TEC - Jose Yepez Learning Center	Somerton	AZ	1995	147	9	12	YES		Yes	Performing
PPEP TEC - Lito Pena Learning Center	Avondale	AZ	1995	75	9	12	YES		Yes	Performing
PPEP TEC - Manuel Borjorquez Learning Center	Bisbee	AZ	1996	31	9	12	YES		Yes	Performing
PPEP TEC - Raul H. Castro Learning Center	Tucson	AZ	1995	66	10	12	YES		Yes	Performing
PPEP TEC - Victor Soltero Learning Center	Tucson	AZ	1995	91	9	12	YES		No	Performing
PPEP TEC - Eugene Lopez Learning Center	Willcox	AZ	1997	5	9	12	YES		Yes	Performing

Total Number of Schools in 2009-10= 12 **Number of States= 1** **Total Enrollment= 1,164** **Percent of Schools Making AYP= 92%**



Distribution of Schools by Level



Notes:
a. Data for 2001 to 2006 are estimates for student growth
b. 2009 refers to the 2009-10 school year

Discontinued School Name	Reason No Longer Profiled

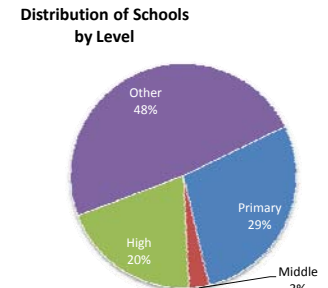
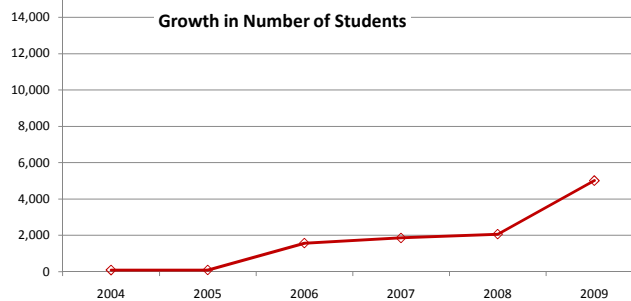
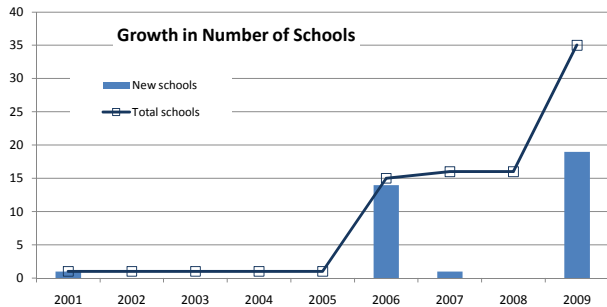
Address
P.O. Box 292730
Lewisville, TX 75029

Telephone and Fax
Phone 972-316-3663
Fax 972-315-9506

Website and e-mail
responsiveed.com
corporate@responsiveed.com

Year Founded
1999

School Name	City	State	Year Founded	2009 Enrollment	Grade Levels Served From	Grade Levels Served To	Charter School	Virtual School	Made AYP	State Rating		
IQ Academy	Lewisville	TX	2009	226	k	12	YES					
Ischool High	Lewisville	TX	2009	132	9	12	YES		No	EXEMPLARY		
Premier High School of Abilene	Abilene	TX	1999	159	6	12	YES		Yes	AEA: ACADEMICALLY ACCEPTABLE		
Premier High School of Austin	Austin	TX	2006	219	8	12	YES		Yes	AEA: ACADEMICALLY ACCEPTABLE		
Premier High School of Beaumont	Beaumont	TX	2006	130	k	12	YES		Yes	AEA: ACADEMICALLY ACCEPTABLE		
Premier High School of Brownsville	Brownsville	TX	2006	187	7	12	YES		Yes	AEA: ACADEMICALLY ACCEPTABLE		
Premier High School of Corpus Christi	Corpus Christi	TX	2009	80	6	12	YES					
Premier High School of Del Rio	Del Rio	TX	2006	109	6	12	YES		Yes	AEA: ACADEMICALLY ACCEPTABLE		
Premier High School of El Paso	El Paso	TX	2009	128	6	12	YES		No	AEA: ACADEMICALLY ACCEPTABLE		
Premier High School of Fort Worth	Fort Worth	TX	2006	151	7	12	YES		Yes	AEA: ACADEMICALLY ACCEPTABLE		
Premier High School of Huntsville	Huntsville	TX	2009	96	7	12	YES					
Premier High School of Laredo	Laredo	TX	2006	148	8	12	YES		Yes	AEA: ACADEMICALLY ACCEPTABLE		
Premier High School of Lindale	Lindale	TX	2006	3	k	12	YES		No	AEA: ACADEMICALLY ACCEPTABLE		
Premier High School of Lubbock	Lubbock	TX	2006	82	6	12	YES		Yes	AEA: ACADEMICALLY ACCEPTABLE		
Premier High School of Midland	Midland	TX	2006	163	6	12	YES		Yes	AEA: ACADEMICALLY ACCEPTABLE		
Premier High School of Mission	Mission	TX	2006	141	6	12	YES		Yes	AEA: ACADEMICALLY ACCEPTABLE		
Premier High School of New Braunfels	New Braunfels	TX	2009	40	6	12	YES					
Premier High School of North Austin	Lewisville	TX	2009	155	6	12	YES		No	AEA: ACADEMICALLY ACCEPTABLE		
Premier High School of Palmview	Palmview	TX	2007	164	6	12	YES		Yes	AEA: ACADEMICALLY ACCEPTABLE		
Premier High School of Pharr/McAllen	Pharr	TX	2006	187	7	12	YES		Yes	AEA: ACADEMICALLY ACCEPTABLE		
Premier High School of San Antonio	San Antonio	TX	2006	154	3	12	YES		Yes	AEA: ACADEMICALLY ACCEPTABLE		
Premier High School of San Juan	San Juan	TX	2009	143	6	12	YES		No	AEA: ACADEMICALLY ACCEPTABLE		
Premier High School of Tyler	Tyler	TX	2006	143	6	12	YES		Yes	AEA: ACADEMICALLY ACCEPTABLE		
Premier High School of Waco	Waco	TX	2006	173	k	12	YES		Yes	AEA: ACADEMICALLY ACCEPTABLE		
Quest Middle of Lewisville	Lewisville	TX	2009	84	6	8	DISTRICT					
Vista Academy of Amarillo	Amarillo	TX	2009	138	k	8	YES		Yes	EXEMPLARY		
Vista Academy of Carrollton	Carrollton	TX	2009	232	k	2	YES		No	EXEMPLARY		
Vista Academy of Coppell	Carrollton	TX	2009	106	k	5	YES		Yes	EXEMPLARY		
Vista Academy of Dallas	Dallas	TX	2009	160	k	8	YES		Yes	AEA: ACADEMICALLY ACCEPTABLE		
Vista Academy of Garland	Garland	TX	2009	158	k	8	YES		No	EXEMPLARY		
Vista Academy of Hickory Creek	Hickory Creek	TX	2009	299	k	4	YES		Yes	RECOGNIZED		
Vista Academy of Huntsville	Huntsville	TX	2009	147	k	6	YES		Yes	ACADEMICALLY ACCEPTABLE		
Vista Academy of Jasper	Jasper	TX	2009	154	k	6	DISTRICT					
Vista Academy of Lancaster	Lancaster	TX	2009	78	k	5	YES			NOT RATED: OTHER		
Vista Academy of Willis	Willis	TX	2009	153	k	8	YES		No	RECOGNIZED		
Total Number of Schools in 2009-10=			35	Number of States=		1	Total Enrollment=		5,022	Percent of Schools Making AYP=		71%



Notes:
a. Data for 2001 to 2006 are estimates for student growth
b. 2009 refers to the 2009-10 school year
c. The axes of Responsive Education Solutions schools graph has been modified to accommodate the large number of schools.

Discontinued School Name	Reason No Longer Profiled

Richard Milburn Academy, Inc.

Large Company: Managing 10 or More Schools

2009-10

Address
27 Congress St. Shetland Park #310
Salem, MA 01970

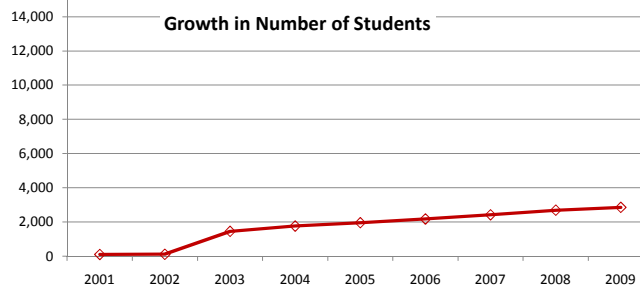
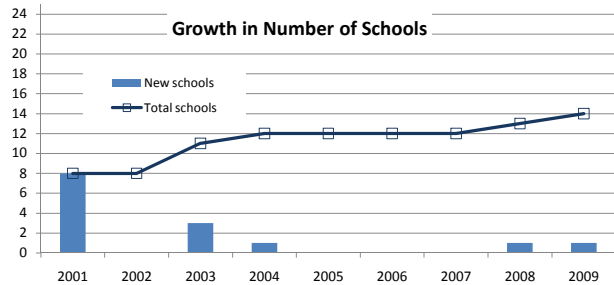
Telephone and Fax
Phone 978-741-7161
Fax 978-741-0414

Website and e-mail
milburnschools.org
RMA@milburnschools.org

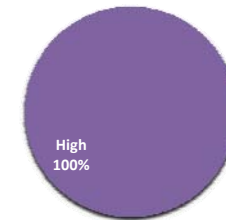
Year Founded
1997

School Name	City	State	Year Founded	2009 Enrollment	Grade Levels Served From	Grade Levels Served To	Charter School	Virtual School	Made AYP	State Rating
Lee Alternative Charter High School	Lehigh Acres	FL	2008	172	9	12	YES		NO	No Grade Data
Richard Milburn Academy West, Deland	Deland	FL	2009	90	9	12	YES		NO	No Grade Data
Richard Milburn Academy, Amarillo	Amarillo	TX	2001	212	9	12	YES		NO	AEA; Academically Unacceptable
Richard Milburn Academy, Beaumont	Beaumont	TX	2001	180	9	12	YES		NO	AEA; Academically Acceptable
Richard Milburn Academy, Bradenton	Bradenton	FL	2000	244	9	12	YES		NO	No Grade Data
Richard Milburn Academy, Corpus Christi	Corpus Christi	TX	1998	253	9	12	YES		NO	AEA; Academically Acceptable
Richard Milburn Academy, Daytona Beach	Daytona Beach	FL	2004	233	9	12	YES		NO	No Grade Data
Richard Milburn Academy, Ector County	Odessa	TX	2003	190	9	12	YES		NO	AEA; Academically Acceptable
Richard Milburn Academy, Fort Myers	Fort Myers	FL	2001	342	9	12	YES		NO	No Grade Data
Richard Milburn Academy, Fort Worth	Fort Worth	TX	2003	217	9	12	YES		NO	AEA; Academically Acceptable
Richard Milburn Academy, Killeen	Killeen	TX	1999	175	9	12	YES		NO	AEA; Academically Acceptable
Richard Milburn Academy, Lubbock	Lubbock	TX	1999	179	9	12	YES		NO	AEA; Academically Acceptable
Richard Milburn Academy, Midland	Midland	TX	1999	125	9	12	YES		NO	AEA; Academically Acceptable
Richard Milburn Academy, Suburban Houston	Houston	TX	2003	242	9	12	YES		NO	AEA; Academically Unacceptable

Total Number of Schools in 2009-10= 14 **Number of States= 2** **Total Enrollment= 2,854** **Percent of Schools Making AYP= 0%**



Distribution of Schools by Level



Notes:

- a. Data for 2001 to 2006 are estimates for student growth
- b. 2009 refers to the 2009-10 school year
- c.

Discontinued School Name Reason No Longer Profiled

Discontinued School Name	Reason No Longer Profiled

Address
9150 FM 78, Suite 7
Converse, Texas 78109

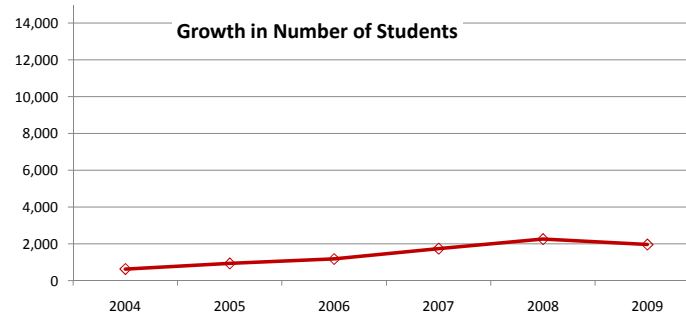
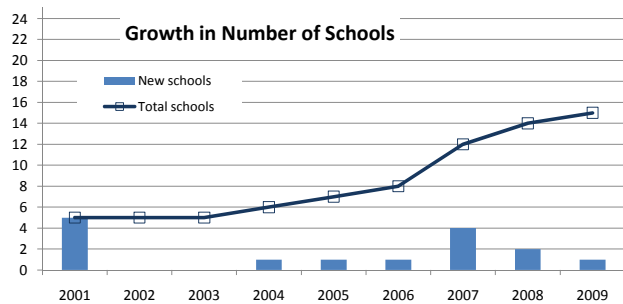
Telephone and Fax
Phone 210-658-6848
Fax 210-658-7820

Website and e-mail
www.shekinah-edu.com
None

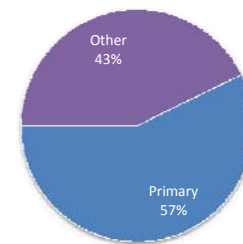
Year Founded
1999

School Name	City	State	Year Founded	2009 Enrollment	Grade Levels Served From	To	Charter School	Virtual School	Made AYP	State Rating
Radiance Academy of Learning	San Antonio	TX	2005	14	k	12	YES		Yes	AEA: ACADEMICALLY ACCEPTABLE
Radiance Academy of Learning (Abundant Life)	San Antonio	TX	2007	106	k	6	YES		Yes	AEA: ACADEMICALLY ACCEPTABLE
Radiance Academy of Learning (Westlakes Campus)	San Antonio	TX	1999	257	k	12	YES		No	AEA: ACADEMICALLY ACCEPTABLE
Radiance Academy of Learning- Daystar Campus	San Antonio	TX	2007	83	k	6	YES		Yes	AEA: ACADEMICALLY ACCEPTABLE
Radiance Academy of Learning- Del Rio Campus	San Antonio	TX	1999	175	k	12	YES		Yes	AEA: ACADEMICALLY ACCEPTABLE
Radiance Academy of Learning- International Campus	San Antonio	TX	2007	105	k	8	YES		Yes	AEA: ACADEMICALLY ACCEPTABLE
Radiance Academy of Learning- Mission of Jordan Campus	Del Rio	TX	2006	106	6	12	YES		Yes	AEA: ACADEMICALLY ACCEPTABLE
Shekinah Radiance Academy	San Antonio	TX	1999	111	k	5	YES		Yes	AEA: ACADEMICALLY ACCEPTABLE
Shekinah Radiance Academy - Abundant Life Campus	San Antonio	TX	2004	315	k	12	YES		Yes	AEA: ACADEMICALLY ACCEPTABLE
Shekinah Radiance Academy - Hope	San Antonio	TX	2001	106	k	5	YES		Yes	AEA: ACADEMICALLY ACCEPTABLE
Shekinah Radiance Academy - Seagoville	Seagoville	TX	2008	53	k	6	YES			
Shekinah Radiance Academy - VOSP	Houston	TX	2008	72	k	1	YES			
Shekinah Radiance Academy - Walzern	San Antonio	TX	2001	235	k	12	YES		Yes	AEA: ACADEMICALLY ACCEPTABLE
Village at South Park	Houston	TX	2009	47	k	2	YES		No	AEA: ACADEMICALLY ACCEPTABLE
West Columbia Charter School	West Columbia	TX	2007	186	k	12	YES		Yes	AEA: ACADEMICALLY ACCEPTABLE

Total Number of Schools in 2009-10= 15 **Number of States= 1** **Total Enrollment= 1,971** **Percent of Schools Making AYP= 85%**



Distribution of Schools by Level



Notes:
a. Data for 2001 to 2006 are estimates for student growth
b. 2009 refers to the 2009-10 school year

Discontinued School Name	Reason No Longer Profiled

Summit Academy Management

Large Company: Managing 10 or More Schools

2009-10

Address
175 Montrose West Avenue
Copley, OH 44321

Telephone and Fax
Phone 330-670-8470
Fax 330-670-8280

Website and e-mail
www.summitacademies.com
None

Year Founded
1999

School Name	City	State	Year Founded	2009 Enrollment	Grade Levels Served From	Grade Levels Served To	Charter School	Virtual School	Made AYP	State Rating
Summit Academy Canton	Canton	OH	2004	76	Ungraded	Ungraded	YES	No	No	Improvement Year 5
Summit Academy Cincinnati	Cincinnati	OH	2004	57	Ungraded	Ungraded	YES	No	No	Improvement Year 2
Summit Academy Columbus	Columbus	OH	2004	37	Ungraded	Ungraded	YES	No	No	Improvement Year 2
Summit Academy Community School for Alt Learners of Akron	Akron	OH	1999	107	Ungraded	Ungraded	YES	Yes	Yes	Improvement Year 2 (Delay)
Summit Academy Dayton	Dayton	OH	2004	44	Ungraded	Ungraded	YES	No	No	Improvement Year 2
Summit Academy Lorain	Lorain	OH	2005	138	Ungraded	Ungraded	YES	No	No	Improvement Year 5
Summit Academy Middle Akron	Akron	OH	1999	42	Ungraded	Ungraded	YES	No	No	Improvement Year 3
Summit Academy Middle School Columbus	Columbus	OH	2006	21	Ungraded	Ungraded	YES	No	No	Improvement Year 1
Summit Academy Middle School Lorain	Lorain	OH	2005	40	Ungraded	Ungraded	YES	No	No	Improvement Year 3
Summit Academy Middle School Warren	Warren	OH	2005	48	Ungraded	Ungraded	YES	Yes	Yes	Ok
Summit Academy Middle School Youngstown	Youngstown	OH	2002	88	Ungraded	Ungraded	YES	Yes	Yes	
Summit Academy Middletown	Middletown	OH	2005	46	Ungraded	Ungraded	YES	No	No	Improvement Year 4
Summit Academy Painesville	Painesville	OH	2005	43	Ungraded	Ungraded	YES	No	No	Improvement Year 2
Summit Academy Secondary Akron	Akron	OH	2004	53	Ungraded	Ungraded	YES	Yes	Yes	Ok
Summit Academy Secondary Canton	Canton	OH	2004	32	Ungraded	Ungraded	YES	Yes	Yes	Improvement Year 2 (Delay)
Summit Academy Secondary Lorain	Lorain	OH	2008	30	Ungraded	Ungraded	YES	Yes	Yes	ok
Summit Academy Secondary School Middletown	Middletown	OH	2005	40	Ungraded	Ungraded	YES	Yes	Yes	ok
Summit Academy Secondary School Parma	Cleveland	OH	2004	169	Ungraded	Ungraded	YES	Yes	Yes	Improvement Year 2
Summit Academy Secondary School Toledo	Toledo	OH	2005	47	Ungraded	Ungraded	YES	Yes	Yes	Improvement Year 2 (Delay)
Summit Academy Secondary Youngstown	Youngstown	OH	2005	103	Ungraded	Ungraded	YES	Yes	Yes	Ok
Summit Academy Toledo	Toledo	OH	2004	121	Ungraded	Ungraded	YES	No	No	Improvement Year 3
Summit Academy Transitional HS Cincinnati	Cincinnati	OH	2008	22	Ungraded	Ungraded	YES	No	No	At risk
Summit Academy Transitional HS Columbus	Columbus	OH	2007	19	Ungraded	Ungraded	YES	Yes	Yes	Ok
Summit Academy Transitional HS Dayton	Dayton	OH	2008	38	Ungraded	Ungraded	YES	Yes	Yes	Ok
Summit Academy Warren	Warren	OH	2005	102	Ungraded	Ungraded	YES	No	No	Improvement Year 3
Summit Academy Xenia	Xenia	OH	2001	38	Ungraded	Ungraded	YES	No	No	Improvement Year 3

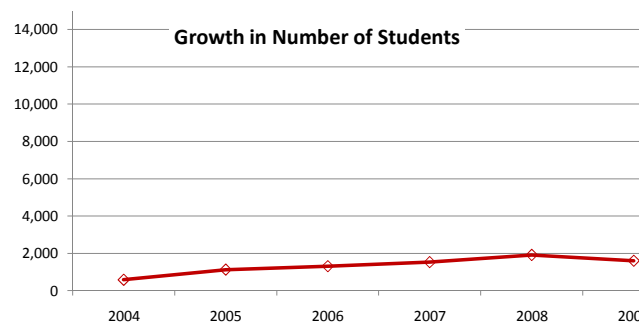
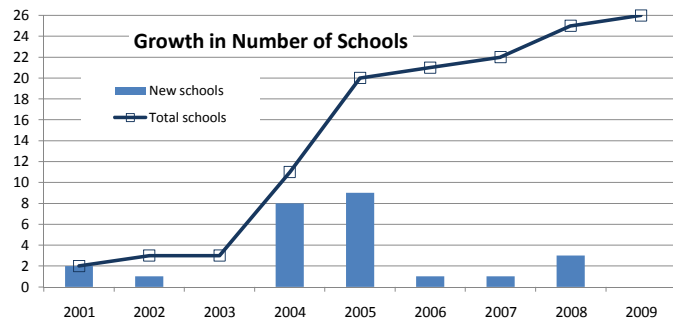
Total Number of Schools in 2009-10= 26

Number of States= 1

Total Enrollment= 1,601

Percent of Schools Making AYP=

48%



Distribution of Schools by Level



Notes:
a. Data for 2001 to 2006 are estimates for student growth
b. 2009 refers to the 2009-10 school year

Discontinued School Name	Reason No Longer Profiled

Address
606 E. Royal Lane
Irving, TX 75039

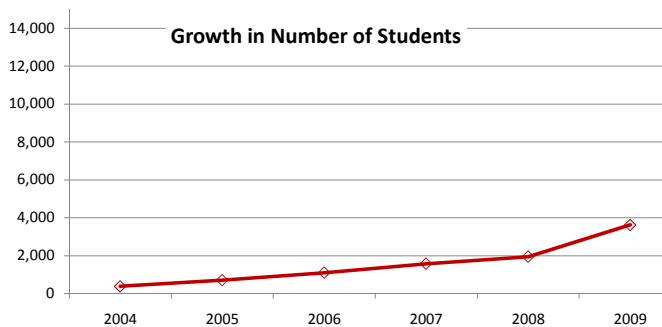
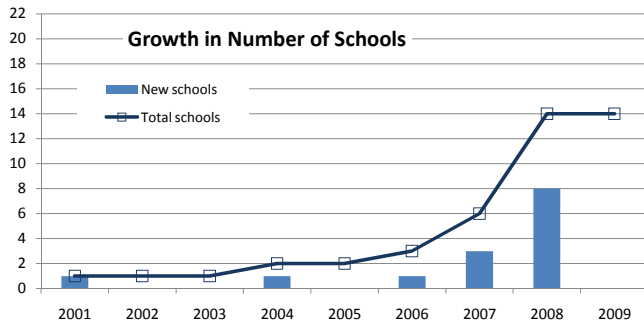
Telephone and Fax
Phone 214-276-0352
Fax None

Website and e-mail
www.uncommonschools.org
lcobb@uplifteducation.org

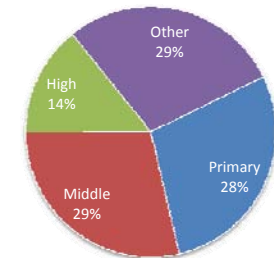
Year Founded
2004

School Name	City	State	Year Founded	2009 Enrollment	Grade Levels Served From	To	Charter School	Virtual School	Made AYP	State Rating
Hampton Preparatory	Irving	TX	1996	132	5	9	YES		No	ACADEMICALLY ACCEPTABLE
High School Campus	Dallas	TX	2008	205	9	12	YES		No	EXEMPLARY
High School Campus	Irving	TX	2008	394	9	12	YES		No	EXEMPLARY
Middle School Campus	Arlington	TX	2008	142	6	8	YES		No	RECOGNIZED
Middle School Campus	Dallas	TX	2008	281	6	8	YES		No	EXEMPLARY
North Hills Preparatory	Dallas	TX	2004	431	6	12	YES		Yes	EXEMPLARY
North Hills Preparatory School	Irving	TX	2007	510	k	5	YES		Yes	EXEMPLARY
Peak Advantage	Dallas	TX	2006	338	6	10	YES		Yes	RECOGNIZED
Peak Preparatory	Dallas	TX	2007	355	k	5	YES		Yes	EXEMPLARY
Primary Campus-Hampton Preparatory	Dallas	TX	2008	72	5	6	YES		No	RECOGNIZED
Primary Campus-Summit International Preparatory	Arlington	TX	2008	349	k	5	YES		No	RECOGNIZED
Primary Campus-Williams Preparatory	Dallas	TX	2008	166	k	3	YES		No	NOT RATED: OTHER
Summit International Preparatory	Arlington	TX	2007	99	k	9	YES		No	RECOGNIZED
Williams Preparatory	Dallas	TX	2008	151	k	9	YES		No	RECOGNIZED

Total Number of Schools in 2009-10= 14 **Number of States= 1** **Total Enrollment= 3,625** **Percent of Schools Making AYP= 29%**



Distribution of Schools by Level



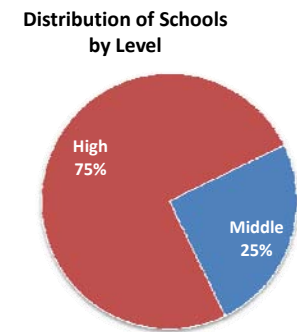
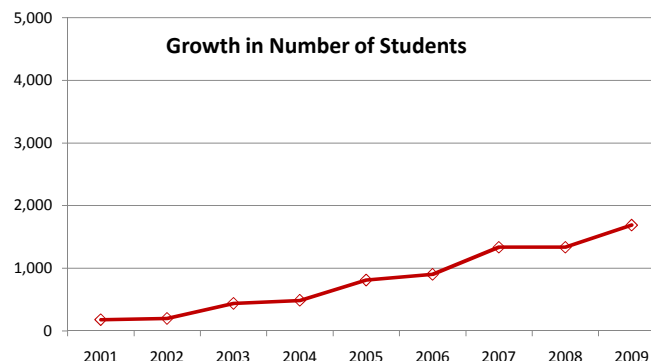
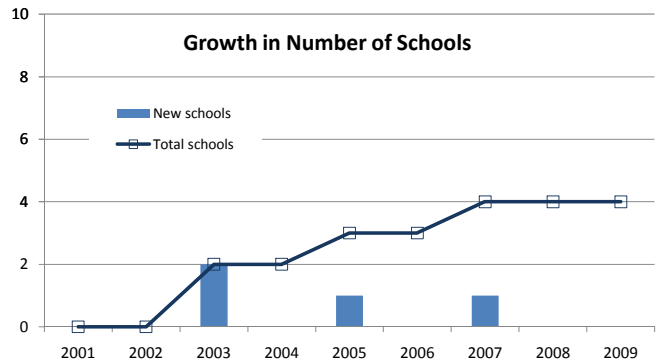
Notes:
a. Data for 2001 to 2006 are estimates for student growth
b. 2009 refers to the 2009-10 school year

Discontinued School Name	Reason No Longer Profiled

Address	Telephone and Fax	Website and e-mail	Year Founded
2415 N. Milwaukee Avenue Chicago, Illinois 60647	Phone 773-252-0970 Fax 773-342-8615	www.aspirail.org info@aspirail.org	1968

School Name	City	State	Year Founded	2009 Enrollment	Grade Levels Served From	Grade Levels Served To	Charter School	Virtual School	Made AYP	State Rating
Aspira-Haugan Middle School	Chicago	IL	2005	550	6	8	YES		No	AWS
Aspira Antonia Pantoja High School Campus	Chicago	IL	2003	140	9	12	YES		No	AWS
Aspira Mirta Ramirez Computer Science School	Chicago	IL	2003	450	9	12	YES		No	AWS
Aspira Early College High School	Chicago	IL	2007	550	9	12	YES		No	AWS

Total Number of Schools in 2009-10= 4 **Number of States= 1** **Total Enrollment= 1,690** **Percent of Schools Making AYP= 0%**



Notes:

- a. Data for 2001 to 2006 are estimates for student growth
- b. 2009 refers to the 2009-10 school year
- c.

Discontinued School Name	Reason No Longer Profiled

Baltimore Curriculum Project

Medium Company: Managing 4 to 9 Schools

2009-10

Address
2707 E. Fayette Street
Baltimore, Maryland 21224

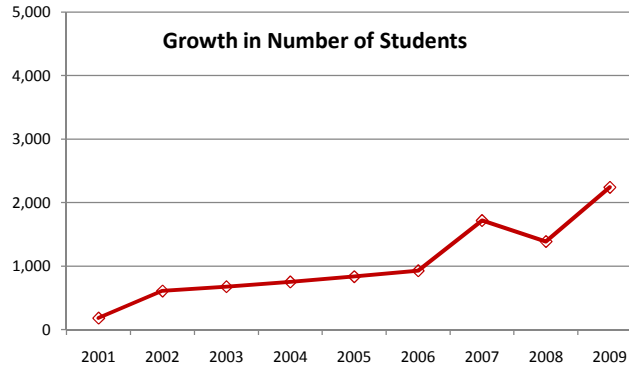
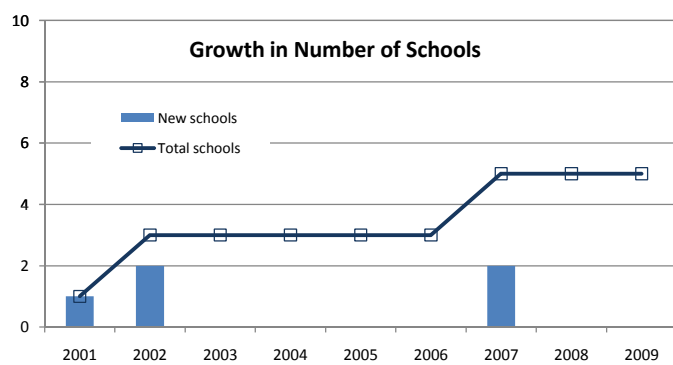
Telephone and Fax
Phone 410-675-7000
Fax 410-675-7030

Website and e-mail
www.baltimorecp.org
bcpinfo@baltimorecp.org

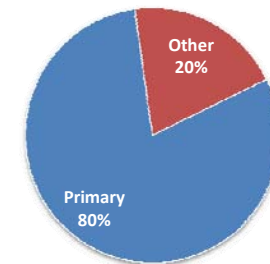
Year Founded
1996

School Name	City	State	Year Founded	2009 Enrollment	Grade Levels Served From	Grade Levels Served To	Charter School	Virtual School	Made AYP	State Rating
Collington Square School	Baltimore	MD	2002	599	k	8	YES		No	
Dr. Rayner Browne Academy	Baltimore	MD	2007	280	k	6	YES		No	
Hampstead Hill Academy	Baltimore	MD	2002	586	k	8	YES		Yes	
Wolfe Street Academy	Baltimore	MD	2007	204	k	5	YES		Yes	
City Springs School	Baltimore	MD	1996	572	3	8	YES		No	

Total Number of Schools in 2009-10= 5 **Number of States= 1** **Total Enrollment= 2,241** **Percent of Schools Making AYP= 40%**



Distribution of Schools by Level



Notes:

- a. Data for 2001 to 2006 are estimates for student growth
- b. 2009 refers to the 2009-10 school year
- c.

Discontinued School Name	Reason No Longer Profiled

Address
16004 N. 36th Drive
Phoenix, Arizona 85053

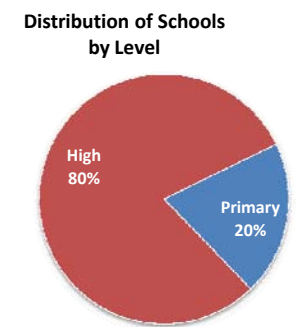
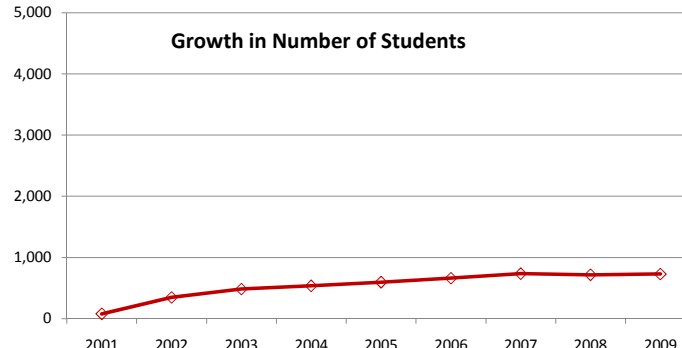
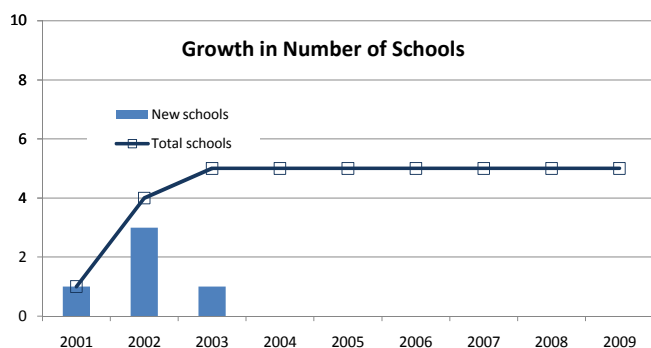
Telephone and Fax
Phone 602-296-5552
Fax 602-296-5552

Website and e-mail
career.az.schoolwebpages.com
None

Year Founded
2000

School Name	City	State	Year Founded	2009	Grade Levels Served		Charter School	Virtual School	Made AYP	State Rating
				Enrollment	From	To				
Career Success High School - Cave Creek	Cave Creek	AZ	2002	88	11	12	YES		Yes	Performing
Career Success High School - Copper Square	Phoenix	AZ	2003	88	9	12	YES		Yes	Performing
Career Success High School - Glendale	Phoenix	AZ	2002	87	10	12	YES		No	Performing
Career Success High School - Main Campus	Phoenix	AZ	2000	312	9	12	YES		Yes	Performing
Career Success School - Sage Campus	Phoenix	AZ	2002	154	k	5	YES		Yes	Performing

Total Number of Schools in 2009-10= 5 **Number of States= 1** **Total Enrollment= 729** **Percent of Schools Making AYP= 80%**



Notes:
a. Data for 2001 to 2006 are estimates for student growth
b. 2009 refers to the 2009-10 school year
c.

Discontinued School Name	Reason No Longer Profiled

Address
1843 Paseo San Luis
Sierra Vista, Arizona 85635

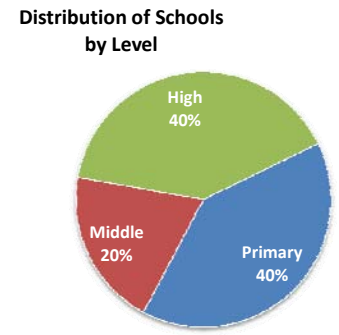
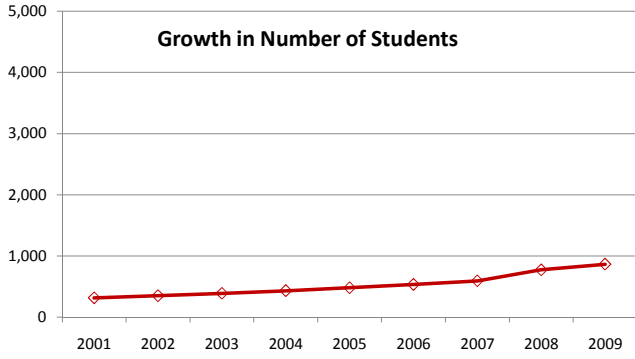
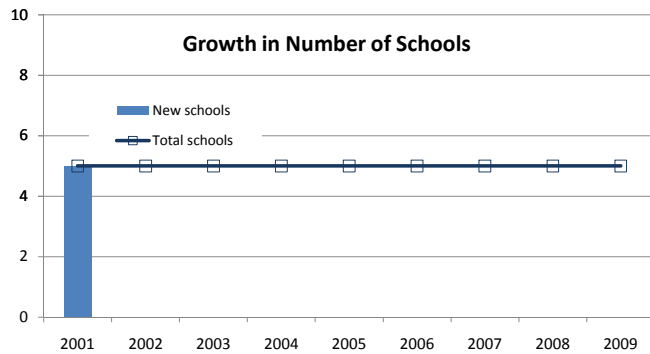
Telephone and Fax
Phone 520-458-9309
Fax 520-417-9910

Website and e-mail
www.cas-schools.com
None

Year Founded
1996

School Name	City	State	Year Founded	2009		Grade Levels Served		Charter School	Virtual School	Made AYP	State Rating
				Enrollment		From	To				
Center for Academic Success #1	Sierra Vista	AZ	1996	174		9	12	YES		No	Performing
Center for Academic Success #2	Douglas	AZ	1996	106		9	12	YES		No	Performing
Center for Academic Success #3	Douglas	AZ	2000	213		k	4	YES		Yes	Performing Plus
Center for Academic Success #4	Douglas	AZ	1999	130		5	8	YES		Yes	Performing
Center for Academic Success #5	Sierra Vista	AZ	1999	244		k	3	YES		Yes	Performing

Total Number of Schools in 2009-10= 5 **Number of States= 1** **Total Enrollment= 867** **Percent of Schools Making AYP= 60%**



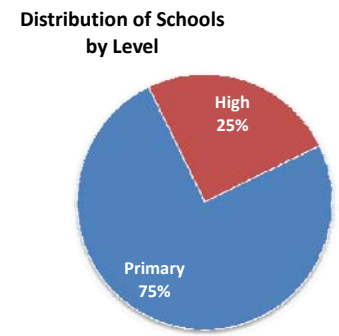
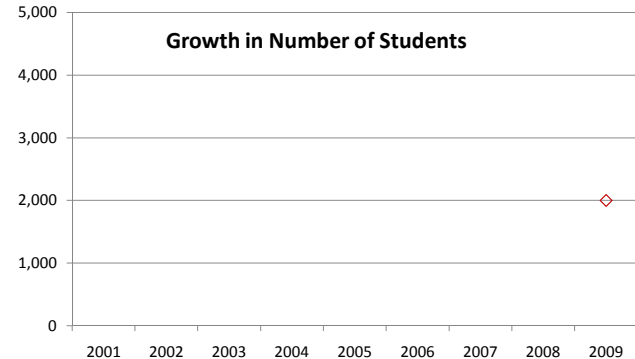
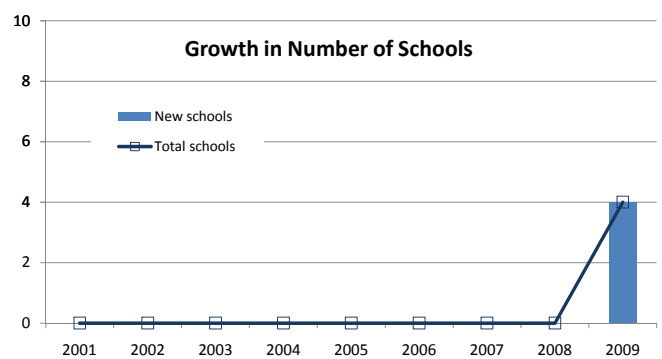
Notes:
a. Data for 2001 to 2006 are estimates for student growth
b. 2009 refers to the 2009-10 school year
c.

Discontinued School Name	Reason No Longer Profiled

Address	Telephone and Fax	Website and e-mail	Year Founded
2500 West 18th St Pueblo, CO 81003	Phone 719-295-1623 Fax 719-295-1625	ccschoolnetwork.org emailus@cesarchavezacademy.org	2005

School Name	City	State	Year Founded	2009 Enrollment	Grade Levels Served From	Grade Levels Served To	Charter School	Virtual School	Made AYP	State Rating
Cesar Chavez Academy	Pueblo	CO	2009	1135	k	8	YES		Yes	
Cesar Chavez Academy-Denver	Denver	CO	2009	333	k	8	YES			
Cesar Chavez Colorado Springs - Central	Colorado Springs	CO	2009	89	k	6	YES		Yes	
Dolores Huerta Preparatory High School	Pueblo	CO	2009	443	9	12	YES		Yes	Average

Total Number of Schools in 2009-10= 4 **Number of States= 1** **Total Enrollment= 2,000** **Percent of Schools Making AYP= 100%**



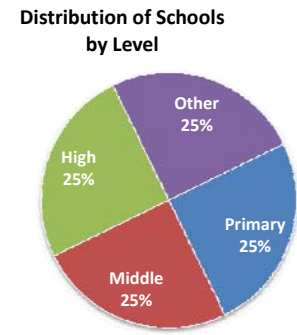
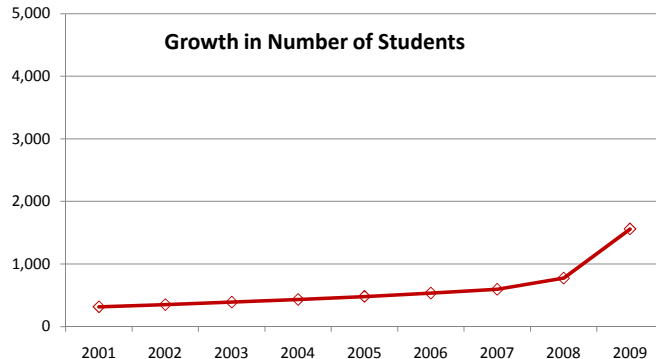
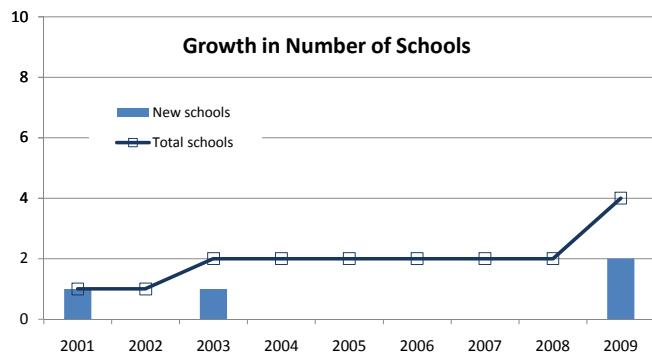
Notes:
a. Data for 2001 to 2006 are estimates for student growth
b. 2009 refers to the 2009-10 school year
c.

Discontinued School Name	Reason No Longer Profiled

Address	Telephone and Fax	Website and e-mail	Year Founded
196 Cesar E Chavez Ave Pontiac, MI 48343	Phone 248-745-9420 Fax 248-745-1275	None	2005

School Name	City	State	Year Founded	2009 Enrollment	Grade Levels Served From	To	Charter School	Virtual School	Made AYP	State Rating
Ojibwe Charter School	Brimley	MI	2003	106	k	12	YES		Yes	
Pontiac Academy for Excellence - Elementary	Pontiac	MI	2009	742	k	5	YES		Yes	No Grade
Pontiac Academy for Excellence - High School	Pontiac	MI	1997	343	9	12	YES		No	
Pontiac Academy for Excellence - Middle School	Pontiac	MI	2009	368	6	8	YES		Yes	No Grade

Total Number of Schools in 2009-10= 4 **Number of States= 1** **Total Enrollment= 1,559** **Percent of Schools Making AYP= 75%**



Notes:
a. Data for 2001 to 2006 are estimates for student growth
b. 2009 refers to the 2009-10 school year
c.

Discontinued School Name	Reason No Longer Profiled

Address
1460 South Horne Street
Mesa, Arizona 85204

Telephone and Fax
Phone 480-461-3200
Fax 480-649-0747

Website and e-mail
http://choiceed.org
ronn@edkey.org

Year Founded
1996

School Name	City	State	Year Founded	2009 Enrollment	Grade Levels Served From	Grade Levels Served To	Charter School	Virtual School	Made AYP	State Rating
Arizona Conservatory for Arts and Academics	Phoenix	AZ	2003	221	6	12	YES		Yes	Performing Plus
Learning Crossroads Basic Academy	Mesa	AZ	1999	84	k	12	YES		Yes	Performing Plus
Learning Crossroads Basic Academy High	Tempe	AZ	2009	40	9	12	YES		Yes	
Sequoia Elementary	Mesa	AZ	2001	424	k	6	YES		Yes	Performing Plus
Sequoia School for the Deaf and Hard of Hearing	Mesa	AZ	2000	70	k	12	YES		Yes	Underperforming
Sequoia Secondary	Mesa	AZ	1996	207	9	12	YES		Yes	Performing Plus
Sequoia Village School	Show Low	AZ	1999	199	k	9	YES		Yes	Performing Plus

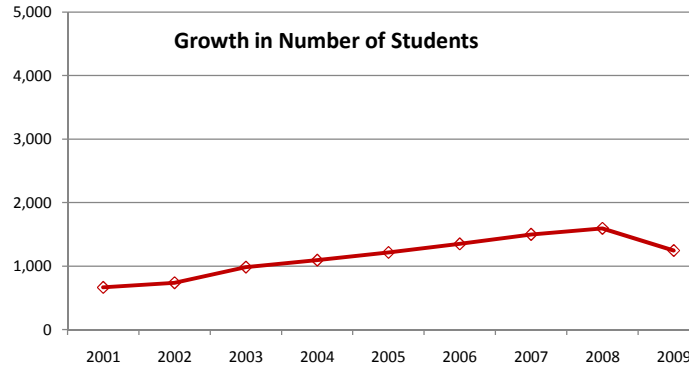
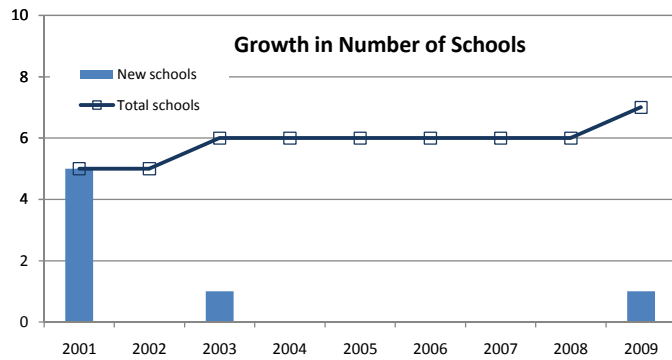
Total Number of Schools in 2009-10= 7

Number of States= 1

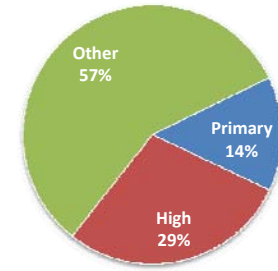
Total Enrollment= 1,245

Percent of Schools Making AYP=

100%



Distribution of Schools by Level



Notes:

- a. Data for 2001 to 2006 are estimates for student growth
- b. 2009 refers to the 2009-10 school year
- c.

Discontinued School Name	Reason No Longer Profiled

Address
410 Bethel Lane
Bryan, Texas 77802

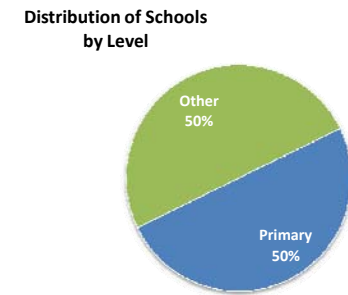
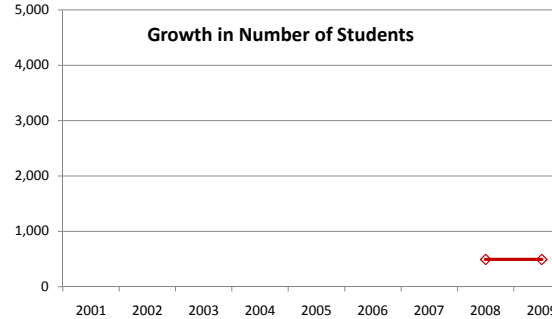
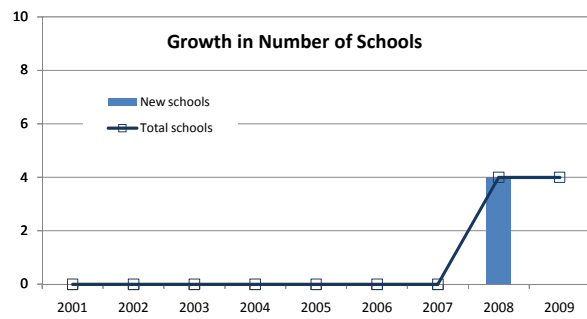
Telephone and Fax
Phone 979-268-8884
Fax 979-774-5039

Website and e-mail
thebrazoschool.org
None

Year Founded
2008

School Name	City	State	Year Founded	2009 Enrollment	Grade Levels Served From	Grade Levels Served To	Charter School	Virtual School	Made AYP	State Rating
Brazos School for Inquiry & Creativity Bryan/Colle	Bryan	TX	2008	77	k	12	YES		Yes	RECOGNIZED
Brazos School for Inquiry & Creativity Gano	Houston	TX	2008	87	k	8	YES		Yes	AEA: ACADEMICALLY ACCEPTABLE
Brazos School for Inquiry & Creativity Northwest	Houston	TX	2008	147	k	7	YES		Yes	ACADEMICALLY UNACCEPTABLE
Brazos School for Inquiry & Creativity Southwest	Houston	TX	2008	179	6	12	YES		No	AEA: ACADEMICALLY ACCEPTABLE

Total Number of Schools in 2009-10= 4 **Number of States= 1** **Total Enrollment= 490** **Percent of Schools Making AYP= 75%**



Notes:
a. Data for 2001 to 2006 are estimates for student growth
b. 2009 refers to the 2009-10 school year
c.

Discontinued School Name	Reason No Longer Profiled

Address
1460 South Horne Street
Mesa, Arizona 85204

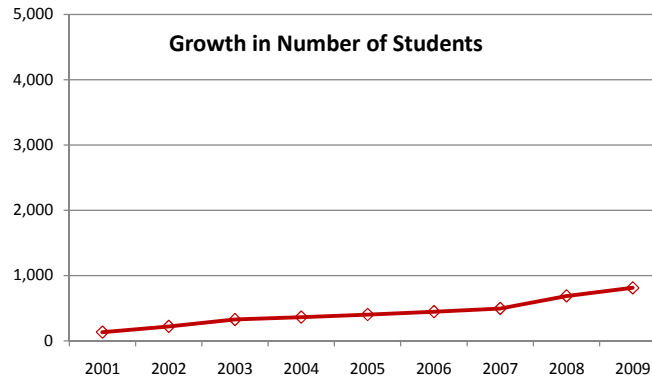
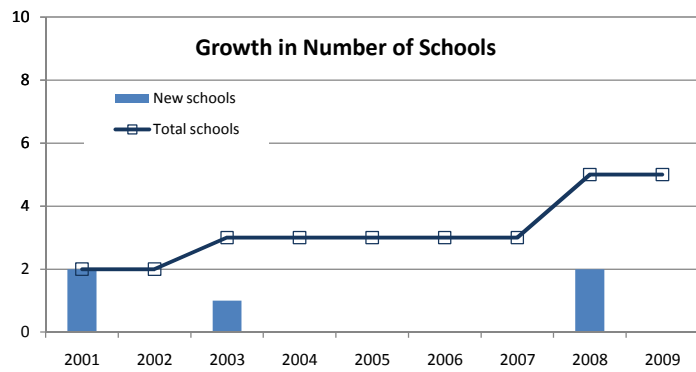
Telephone and Fax
Phone 480-461-3200
Fax 480-649-0747

Website and e-mail
www.sequoiaschools.org
None

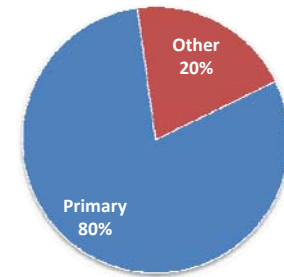
Year Founded
2003

School Name	City	State	Year Founded	2009 Enrollment	Grade Levels Served From	To	Charter School	Virtual School	Made AYP	State Rating
Children First Academy of Phoenix	Phoenix	AZ	2008	291	k	6	YES		No	
Children First Academy of Tempe	Tempe	AZ	2008	199	k	6	YES		Yes	
Pathfinder Academy	Mesa	AZ	1998	89	k	8	YES		Yes	Performing
Redwood Academy	Peoria	AZ	2000	70	k	8	YES		Yes	Performing
Sequoia Family Learning	Mesa	AZ	2003	161	k	12	YES		Yes	Performing

Total Number of Schools in 2009-10= 5 Number of States= 1 Total Enrollment= 810 Percent of Schools Making AYP= 80%



Distribution of Schools by Level



Notes:

- a. Data for 2001 to 2006 are estimates for student growth
- b. 2009 refers to the 2009-10 school year
- c.

Discontinued School Name	Reason No Longer Profiled

Address
3333 Bering Drive #200
Houston, TX 77057

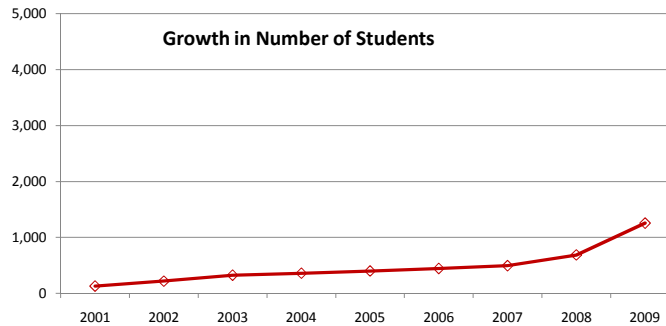
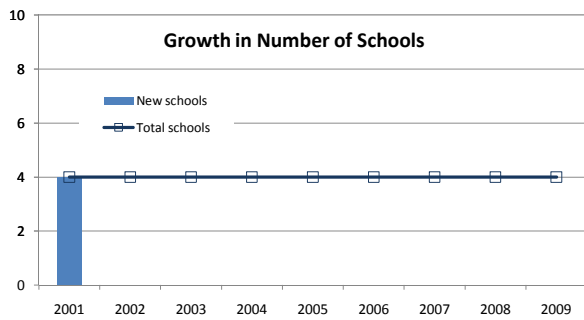
Telephone and Fax
Phone 713-789-5086
Fax None

Website and e-mail
None
None

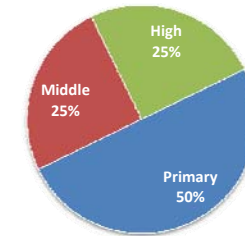
Year Founded
Unknown

School Name	City	State	Year Founded	2009 Enrollment	Grade Levels Served From	Grade Levels Served To	Charter School	Virtual School	Made AYP	State Rating
Southwest Elementary	Houston	TX	1999	369	k	4	YES		No	AEA: ACADEMICALLY ACCEPTABLE
Southwest High School	Houston	TX	1999	224	9	12	YES		Yes	AEA: ACADEMICALLY ACCEPTABLE
Southwest Middle School	Houston	TX	1999	133	6	8	YES		Yes	AEA: ACADEMICALLY ACCEPTABLE
Young Learners	Houston	TX	2001	529	k	k	YES			

Total Number of Schools in 2009-10= 4 **Number of States= 1** **Total Enrollment= 1,255** **Percent of Schools Making AYP= 67%**



Distribution of Schools by Level



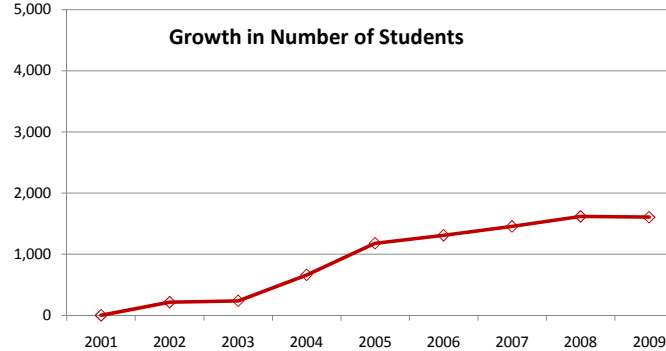
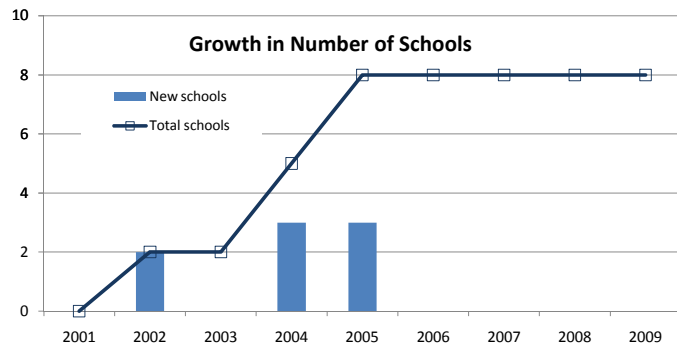
Notes:
a. Data for 2001 to 2006 are estimates for student growth
b. 2009 refers to the 2009-10 school year
c.

Discontinued School Name	Reason No Longer Profiled

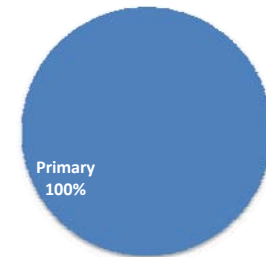
Address	Telephone and Fax	Website and e-mail	Year Founded
Two Easton Oval, Suite 440 Columbus, Ohio 43219	Phone 614-324-4580 Fax 614-478-9619	www.edvantages.com info@edvantages.com	2002

School Name	City	State	Year Founded	2009	Grade Levels Served		Charter School	Virtual School	Made AYP	State Rating
				Enrollment	From	To				
Cincinnati Preparatory and Fitness Academy	Cincinnati	OH	2005	204	k	6	YES		No	At risk
Columbus Preparatory and Fitness Academy	Columbus	OH	2005	85	k	6	YES		Yes	Ok
Middletown Preparatory and Fitness Academy	Middletown	OH	2002	289	k	8	YES		No	Improvement Year 3
Mount Healthy Preparatory and Fitness Academy	Cincinnati	OH	2005	57	k	6	YES		Yes	Ok
Northland Preparatory and Fitness Academy	Columbus	OH	2004	262	k	7	YES		No	Improvement Year 3
Springfield Preparatory and Fitness Academy	Springfield	OH	2004	176	k	7	YES		No	Improvement Year 3
Trotwood Preparatory and Fitness Academy	Trotwood	OH	2002	290	k	8	YES		No	Improvement Year 2
Whitehall Preparatory and Fitness Academy	Columbus	OH	2004	245	k	7	YES		No	Improvement Year 3

Total Number of Schools in 2009-10= 8 Number of States= 1 Total Enrollment= 1,608 Percent of Schools Making AYP= 25%



Distribution of Schools by Level



Notes:

- a. Data for 2001 to 2006 are estimates for student growth
- b. 2009 refers to the 2009-10 school year
- c.

Discontinued School Name	Reason No Longer Profiled

Address
3201 Cherry Ridge, Suite C-315
San Antonio, Texas 78230

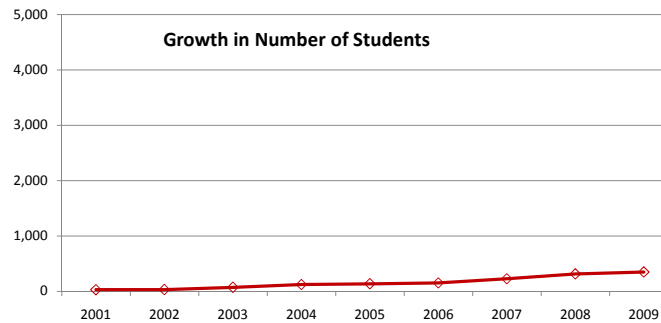
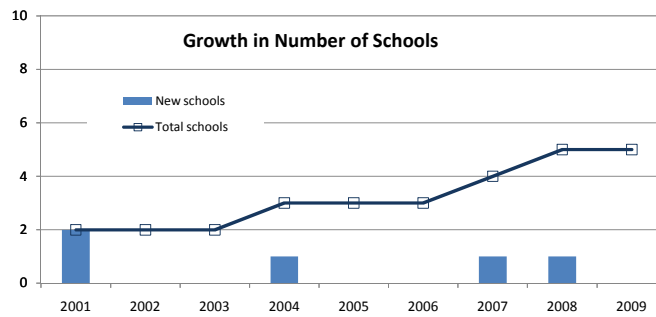
Telephone and Fax
Phone 210-638-5000
Fax 210-638-5075

Website and e-mail
woodcharter.com
None

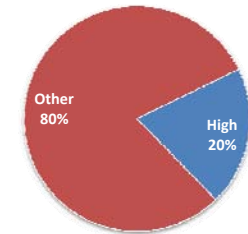
Year Founded
2008

School Name	City	State	Year Founded	2009 Enrollment	Grade Levels Served From	Grade Levels Served To	Charter School	Virtual School	Made AYP	State Rating
John H Wood Jr Charter School at Granbury	Granbury	TX	2007	68	4	12	YES		Yes	AEA: ACADEMICALLY ACCEPTABLE
John H Wood Jr Charter School Hays County Juvenile Res Center	San Antonio	TX	2001	117	7	12	YES		Yes	AEA: ACADEMICALLY ACCEPTABLE
John H Wood Jr Charter School at Huebner Road	San Antonio	TX	2004	67	6	12	YES		Yes	AEA: ACADEMICALLY ACCEPTABLE
John H Wood Jr Charter School at Afion Oaks	San Antonio	TX	1998	35	6	12	YES		Yes	AEA: ACADEMICALLY ACCEPTABLE
Rockdale	Rockdale	TX	2008	63	4	12	YES		Yes	AEA: ACADEMICALLY ACCEPTABLE

Total Number of Schools in 2009-10= 5 **Number of States= 1** **Total Enrollment= 350** **Percent of Schools Making AYP= 100%**



Distribution of Schools by Level



Notes:

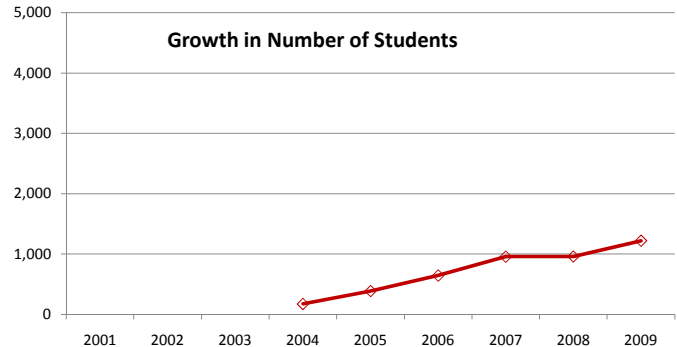
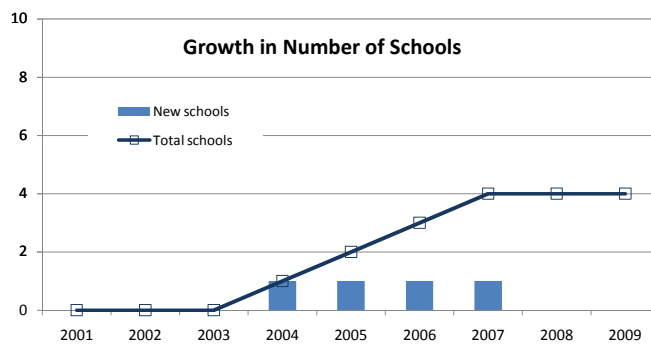
- a. Data for 2001 to 2006 are estimates for student growth
- b. 2009 refers to the 2009-10 school year
- c.

Discontinued School Name	Reason No Longer Profiled

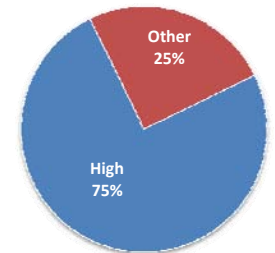
Address 436 14th St. Suite 920 Oakland, CA 94612	Telephone and Fax Phone 510-451-2415 Fax 510-451-2768	Website and e-mail www.envisionschools.org info@envisionschools.org	Year Founded 2002
---	--	--	-----------------------------

School Name	City	State	Year Founded	2009 Enrollment	Grade Levels Served From To	Charter School	Virtual School	Made AYP	State Rating
Impact Academy of Arts & Technology	San Francisco	CA	2007	365	9 11	YES		No	+51 API, Met Targets
City Arts & Tech High School	San Francisco	CA	2004	390	9 12	YES		No	No valid base API
Metropolitan Arts and Technology High School	San Francisco	CA	2005	225	9 12	YES		No	-3 API, Met 1 of 2 Targets
Envision Academy of Arts and Technology	Oakland	CA	2006	240	9 12	YES		Yes	+79 API, Met Targets

Total Number of Schools in 2009-10= 4 Number of States= 1 Total Enrollment= 1,220 Percent of Schools Making AYP= 25%



Distribution of Schools by Level



Notes:
a. Data for 2001 to 2006 are estimates for student growth
b. 2009 refers to the 2009-10 school year
c.

Discontinued School Name	Reason No Longer Profiled

Address
1620 Falcon Dr.
DeSoto, TX 75115

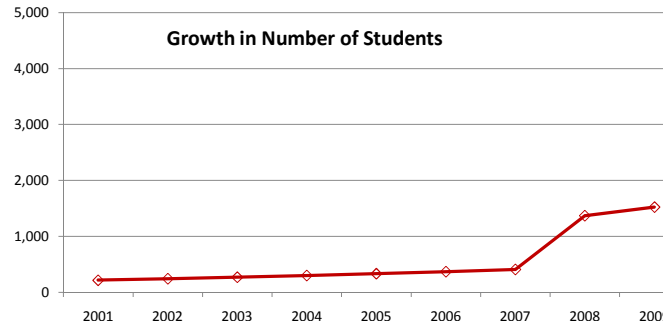
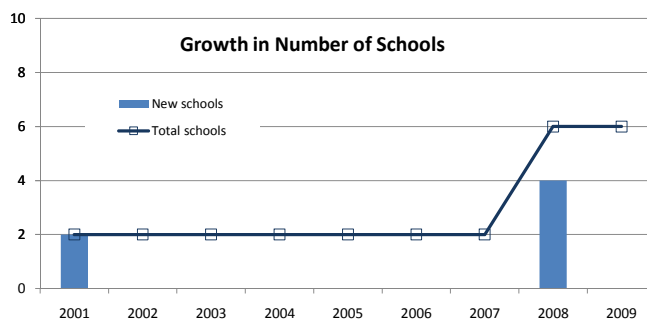
Telephone and Fax
Phone 972-224-4110
Fax 972-224-4133

Website and e-mail
faithfamilyacademy.org
None

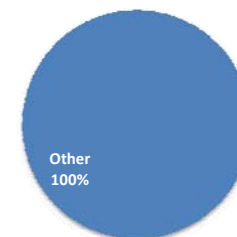
Year Founded
Unknown

School Name	City	State	Year Founded	2009 Enrollment	Grade Levels Served From	Grade Levels Served To	Charter School	Virtual School	Made AYP	State Rating
Faith Family Academy of Oak Cliff	Dallas	TX	1999	227	k	12	YES		No	AEA: ACADEMICALLY ACCEPTABLE
Faith Family Academy of Oak Cliff	Dallas	TX	2008	855	k	12	YES		No	AEA: ACADEMICALLY ACCEPTABLE
Faith Family Academy of Oak Cliff	Desoto	TX	2008	180	k	12	YES		Yes	AEA: ACADEMICALLY ACCEPTABLE
Waxahachie Family Faith Academy	Desoto	TX	2008	79	k	12	YES		Yes	AEA: ACADEMICALLY ACCEPTABLE
Waxahachie Family Faith Academy	Waxahachie	TX	1999	46	k	12	YES		No	AEA: ACADEMICALLY ACCEPTABLE
Waxahachie Family Faith Academy	Waxahachie	TX	2008	135	k	12	YES		No	RECOGNIZED

Total Number of Schools in 2009-10= 6 **Number of States= 1** **Total Enrollment= 1,522** **Percent of Schools Making AYP= 33%**



Distribution of Schools by Level



Notes:
a. Data for 2001 to 2008 are estimates for student growth
b. 2009 refers to the 2009-10 school year
c.

Discontinued School Name	Reason No Longer Profiled

Address
120 Q Street Northeast, Suite 200
Washington DC, 20002

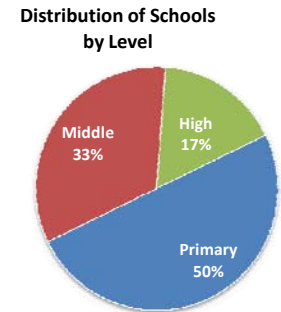
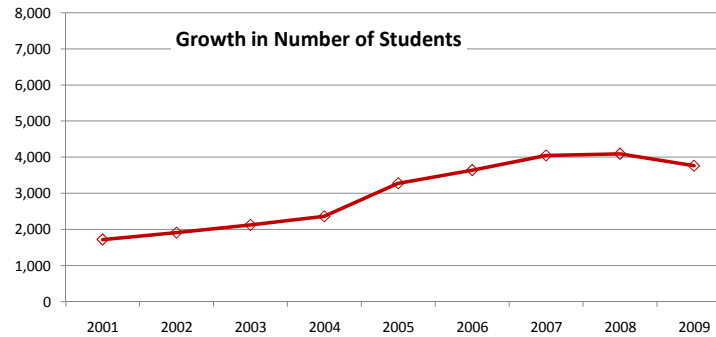
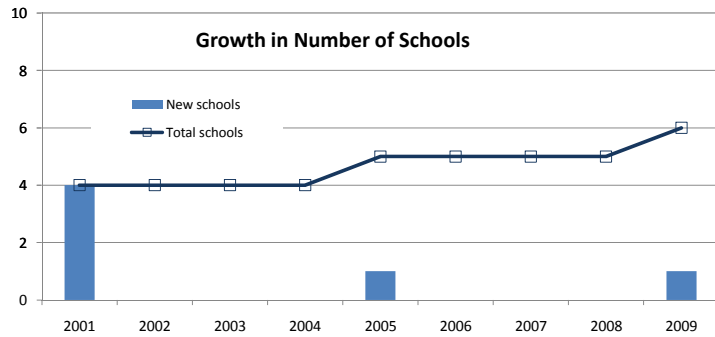
Telephone and Fax
Phone 202-281-1700
Fax 202-281-1799

Website and e-mail
www.friendshipschools.org
None

Year Founded
1998

School Name	City	State	Year Founded	2009 Enrollment	Grade Levels Served From	To	Charter School	Virtual School	Made AYP	State Rating
Edison Friendship - Southeast Academy	Washington DC	DC	2005	503	k	5	YES		Yes	47.95%, 54.11%
Friendship Blow Pierce Junior Academy	Washington DC	DC	1999	511	4	8	YES		No	
Friendship Chamberlain Elementary and Middle	Washington DC	DC	1998	743	k	8	YES		No	31.61%, 35.15%
Friendship Collegiate Academy	Washington DC	DC	2000	1219	9	12	YES		No	
Friendship Tech Prep Academy	Washington DC	DC	2009	242	4	8	YES		No	
Friendship Woodridge Elementary and Middle	Washington DC	DC	1998	542	k	8	YES		Yes	60.34%, 62.61%

Total Number of Schools in 2009-10= 6 **Number of States= 1** **Total Enrollment= 3,760** **Percent of Schools Making AYP= 40%**



Notes:
a. Data for 2001 to 2006 are estimates for student growth
b. 2009 refers to the 2009-10 school year
c.

Discontinued School Name	Reason No Longer Profiled

Address
333 N. Pennsylvania Street, Suite 1000
Indianapolis, Indiana 46204

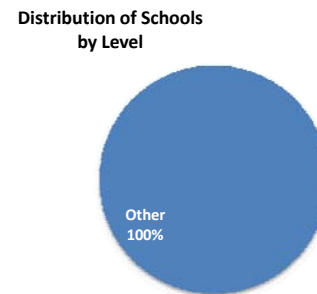
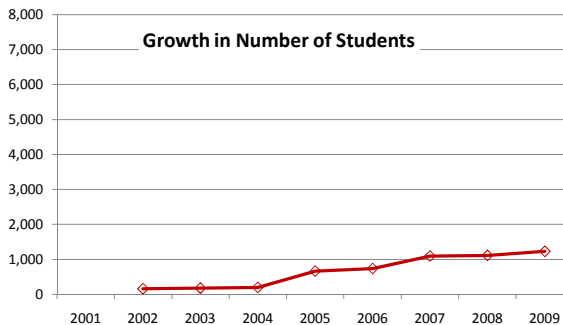
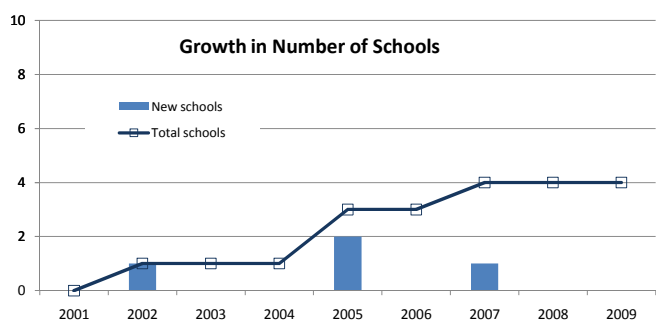
Telephone and Fax
Phone 317-536-1027
Fax 317-624-0900

Website and e-mail
www.geofoundation.org
None

Year Founded
2002

School Name	City	State	Year Founded	2009 Enrollment	Grade Levels Served From	Grade Levels Served To	Charter School	Virtual School	Made AYP	State Rating
21st Century Charter School Of Gary	Gary	IN	2005	360	k	12	YES		Yes	Acad Progress
Fall Creek Academy	Indianapolis	IN	2002	328	k	12	YES		No	Acad Progress
Fountain Square Academy	Indianapolis	IN	2005	253	5	12	YES		Yes	Acad Progress
Pikes Peak Prep	Colorado Springs	CO	2007	286	k	11	YES		Yes	

Total Number of Schools in 2009-10= 4 **Number of States= 2** **Total Enrollment= 1,227** **Percent of Schools Making AYP= 75%**



Notes:
a. Data for 2001 to 2006 are estimates for student growth
b. 2009 refers to the 2009-10 school year
c.

Discontinued School Name	Reason No Longer Profiled

Address
444 N. 44th Street, Suite 100
Phoenix, Arizona 85008

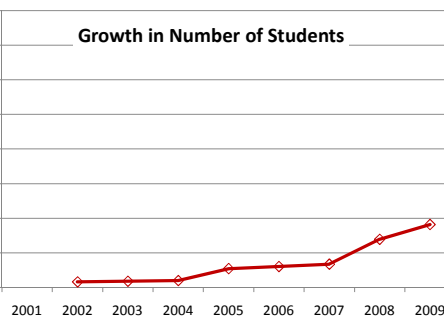
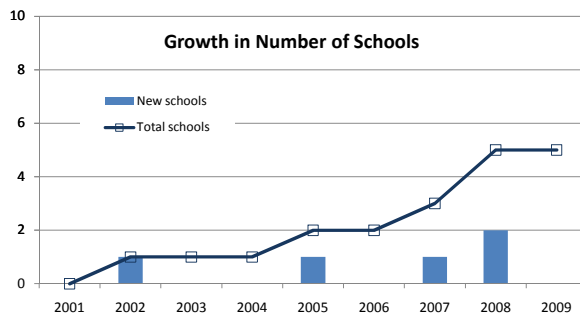
Telephone and Fax
Phone 602-438-7045
Fax 602-438-7242

Website and e-mail
www.greatheartsaz.org
dscoggin@greatheartsaz.org

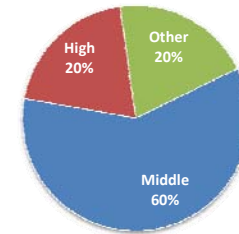
Year Founded
2002

School Name	City	State	Year Founded	2009 Enrollment	Grade Levels Served From	To	Charter School	Virtual School	Made AYP	State Rating
Glendale Preparatory Academy	Glendale	AZ	2008	265	6	9	YES		Yes	
Mesa Preparatory Academy	Mesa	AZ	2007	283	6	9	YES		Yes	Excelling
Scottsdale Preparatory Academy	Scottsdale	AZ	2008	386	6	9	YES		Yes	
Veritas Preparatory Academy	Phoenix	AZ	2002	335	7	12	YES		Yes	Excelling
Chandler Preparatory Academy	Chandler	AZ	2005	547	6	11	YES		Yes	Excelling

Total Number of Schools in 2009-10= 5 **Number of States= 1** **Total Enrollment= 1,816** **Percent of Schools Making AYP= 100%**



Distribution of Schools by Level



Notes:
a. Data for 2001 to 2006 are estimates for student growth
b. 2009 refers to the 2009-10 school year
c.

Discontinued School Name	Reason No Longer Profiled

High Tech High

Medium Company: Managing 4 to 9 Schools

2009-10

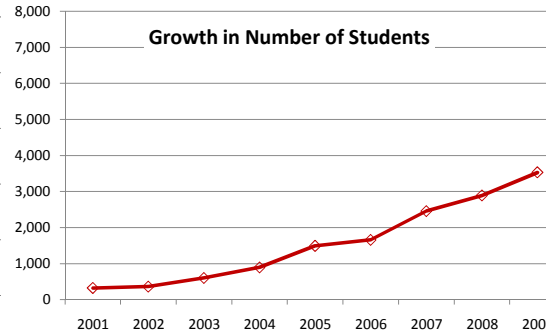
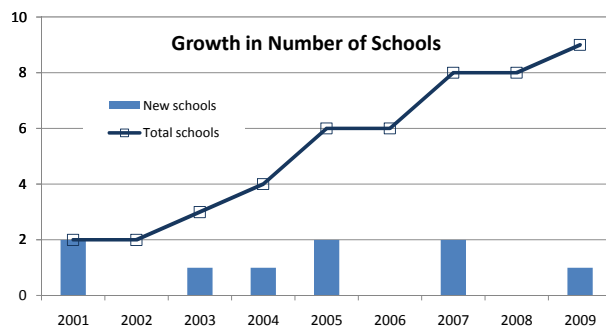
Address
2861 Womble Road
San Diego, California 92106

Telephone and Fax
Phone 619-243-5000
Fax 619-243-5050

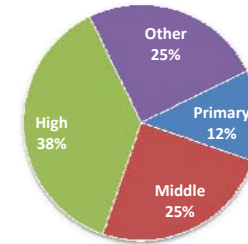
Website and e-mail
www.hightechhigh.org
None

Year Founded
2000

School Name	City	State	Year Founded	2009 Enrollment	Grade Levels Served From	To	Charter School	Virtual School	Made AYP	State Rating
Explorer Elementary Charter	San Diego	CA	2000	341	k	5	YES		Yes	-1 API, Met Targets
Gary and Jerri-Ann Jacobs High Tech High	San Diego	CA	2000	547	9	12	YES		Yes	+12 API, Met 1 of 2 Targets
High Tech High Chula Vista	Chula Vista	CA	2007	453	9	10	YES		Yes	+21 API, Met Targets
High Tech High International	San Diego	CA	2004	391	9	12	YES		Yes	-14 API, Met 0 Targets
High Tech High Media Arts	San Diego	CA	2005	403	9	12	YES		Yes	+44 API, Met Targets
High Tech High North Country	San Marcos	CA	2007	407	9	10	YES		Yes	+14 API, Met Targets
High Tech Middle	San Diego	CA	2003	336	6	8	YES		No	-26 API, Met 1 of 2 Targets
High Tech Middle Media Arts	San Diego	CA	2005	328	6	8	YES		No	-27 API, Met 0 Targets
High Tech Middle North County	San Marcos	CA	2009	324	6	8	YES			
Total Number of Schools in 2009-10= 9				Number of States= 1		Total Enrollment= 3,530		Percent of Schools Making AYP=		75%



Distribution of Schools by Level



Notes:
a. Data for 2001 to 2006 are estimates for student growth
b. 2009 refers to the 2009-10 school year
c.

Discontinued School Name	Reason No Longer Profiled

Address
4300 MacArthur Avenue
Dallas, Texas 75209

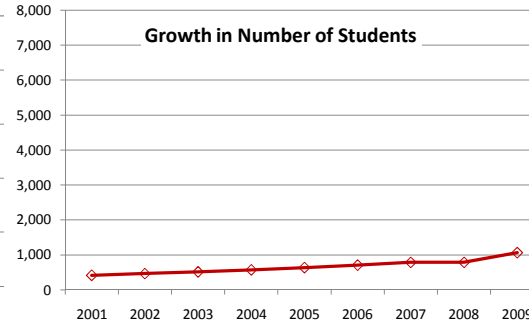
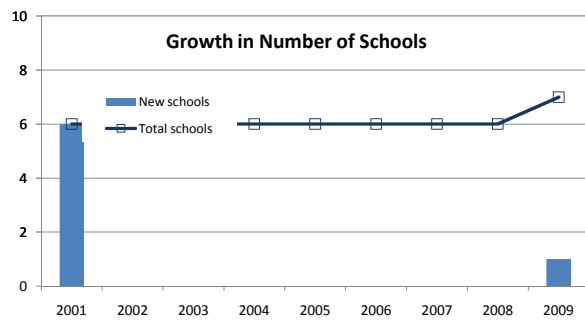
Telephone and Fax
Phone 214-521-6365
Fax 214-526-3373

Website and e-mail
www.honorsacademy.org
info@honorsacademy.org

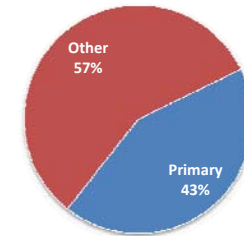
Year Founded
1999

School Name	City	State	Year Founded	2009 Enrollment	Grade Levels Served From	Grade Levels Served To	Charter School	Virtual School	Made AYP	State Rating
Destiny Honors Academy	Killeen	TX	2000	116	6	12	YES		No	AEA: ACADEMICALLY ACCEPTABL
Landmark School	Palestine	TX	2001	129	k	8	YES		Yes	AEA: ACADEMICALLY ACCEPTABLE
Legacy High School	Eustace	TX	2000	234	6	12	YES		Yes	AEA: ACADEMICALLY ACCEPTABLE
Pinnacle School	Fort Worth	TX	1999	221	6	12	YES		Yes	ACADEMICALLY ACCEPTABLE
Quest Academy	Dallas	TX	1999	159	k	8	YES		Yes	ACADEMICALLY ACCEPTABLE
University School	Dallas	TX	2000	32	6	12	YES		Yes	AEA: ACADEMICALLY ACCEPTABLE
Wilmer Academy	Wilmer	TX	2009	177	k	8	YES			

Total Number of Schools in 2009-10= 7 **Number of States= 1** **Total Enrollment= 1,068** **Percent of Schools Making AYP= 83%**



Distribution of Schools by Level



Notes:

- a. Data for 2001 to 2006 are estimates for student growth
- b. 2009 refers to the 2009-10 school year
- c.

Discontinued School Name	Reason No Longer Profiled

Address
1166 Broadway, Suite Q
Placerville, California 95667

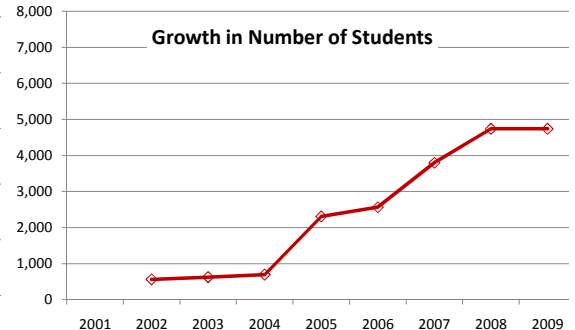
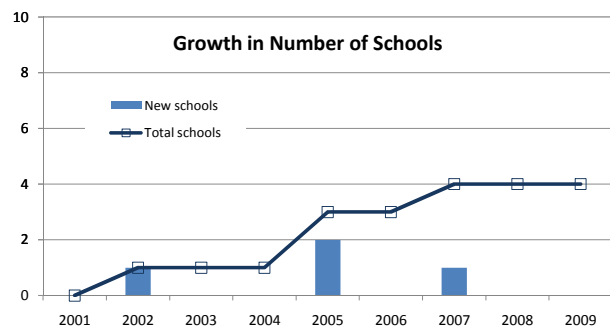
Telephone and Fax
Phone 800-979-4436
Fax 530-295-3583

Website and e-mail
www.ieminc.org
questions@ieminc.org

Year Founded
2002

School Name	City	State	Year Founded	2009 Enrollment	Grade Levels Served From	To	Charter School	Virtual School	Made AYP	State Rating
Connecting Waters Charter School	Placerville	CA	2002	1815	k	12	YES		No	+35 API, Met Targets
Ocean Grove Charter School	Placerville	CA	2005	886	k	12	YES		No	+62 API, Met Targets
Sky Mountain Charter School	Placerville	CA	2007	911	k	12	YES		No	+3 API, Met 0 Targets
South Sutter Charter School	Placerville	CA	2005	1131	k	12	YES		No	+53 API, Met Targets

Total Number of Schools in 2009-10= 4 **Number of States= 1** **Total Enrollment= 4,743** **Percent of Schools Making AYP= 0%**



Distribution of Schools by Level



Notes:
a. Data for 2001 to 2006 are estimates for student growth
b. 2009 refers to the 2009-10 school year
c.

Discontinued School Name	Reason No Longer Profiled

Address
3410 N. Burbank St.
Kingman, Arizona 86409

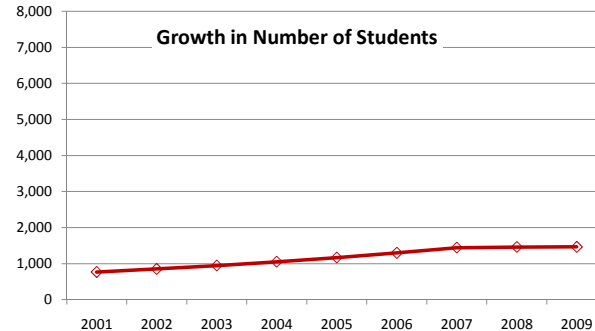
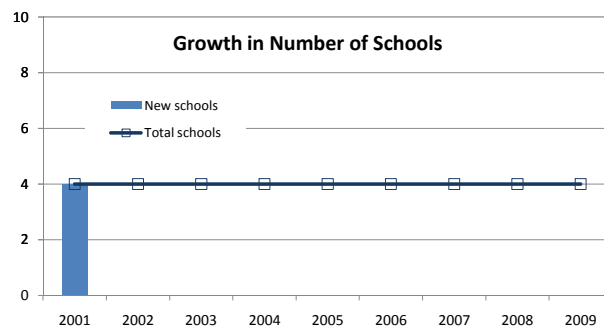
Telephone and Fax
Phone 928-681-2400
Fax 928-681-2424

Website and e-mail
www.kaol.k12.az.us
None

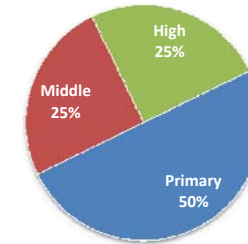
Year Founded
1997

School Name	City	State	Year Founded	2009 Enrollment	Grade Levels Served From	Grade Levels Served To	Charter School	Virtual School	Made AYP	State Rating
Kingman Academy of Learning - Intermediate School	Kingman	AZ	1997	324	3	5	YES		Yes	Highly Performing
Kingman Academy of Learning - Primary School	Kingman	AZ	1997	287	k	2	YES		Yes	Excelling
Kingman Academy of Learning - Middle School	Kingman	AZ	1998	345	6	8	YES		Yes	Performing Plus
Kingman Academy of Learning - High School	Kingman	AZ	2001	510	9	12	YES		Yes	Highly Performing

Total Number of Schools in 2009-10= 4 **Number of States= 1** **Total Enrollment= 1,466** **Percent of Schools Making AYP= 100%**



Distribution of Schools by Level



Notes:
a. Data for 2001 to 2006 are estimates for student growth
b. 2009 refers to the 2009-10 school year
c.

Discontinued School Name	Reason No Longer Profiled

LEAD Charter Schools

Medium Company: Managing 4 to 9 Schools

2009-10

Address
415 N. Gilbert Road, Suite 102
Gilbert, Arizona 85234

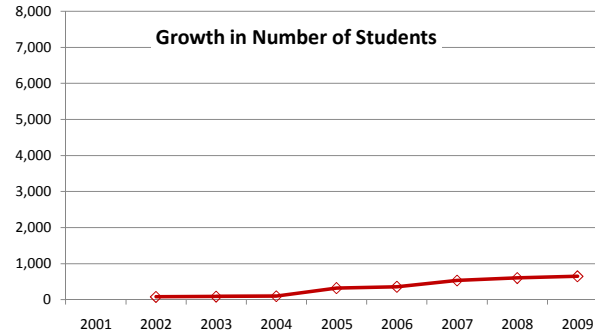
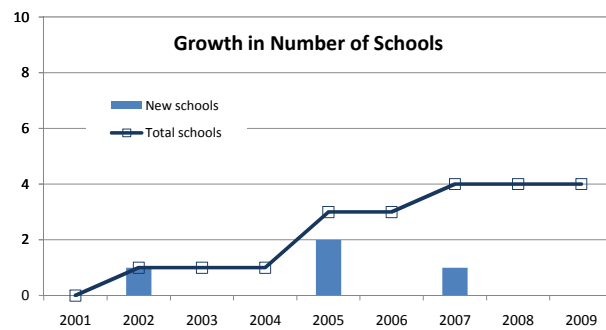
Telephone and Fax
Phone 480-633-0414
Fax 480-558-7038

Website and e-mail
None
None

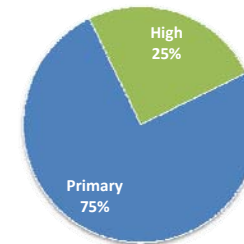
Year Founded
2002

School Name	City	State	Year Founded	2009 Enrollment	Grade Levels Served From	Grade Levels Served To	Charter School	Virtual School	Made AYP	State Rating
Leading Edge Academy	Gilbert	AZ	2002	114	k	6	YES		Yes	Performing
Leading Edge Academy - Queen Creek	Queen Creek	AZ	2005	328	k	8	YES		Yes	Underperforming
Leading Edge Academy at East Mesa	Mesa	AZ	2007	103	k	5	YES		Yes	Performing
Leading Edge Academy High School	Queen Creek	AZ	2005	108	7	12	YES		Yes	Excelling

Total Number of Schools in 2009-10= 4 **Number of States= 1** **Total Enrollment= 653** **Percent of Schools Making AYP= 100%**



Distribution of Schools by Level



Notes:

- a. Data for 2001 to 2006 are estimates for student growth
- b. 2009 refers to the 2009-10 school year
- c.

Discontinued School Name	Reason No Longer Profiled

Address
2601 Mission Street, 9th Floor
San Francisco, California 94110

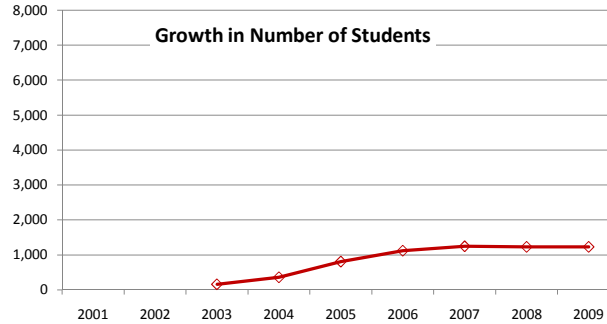
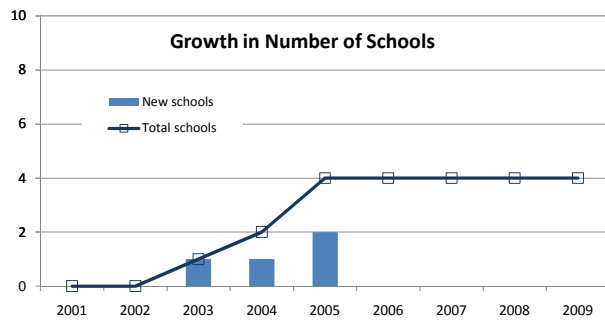
Telephone and Fax
Phone 415-695-0669
Fax 415-358-4513

Website and e-mail
www.leadps.org
info@leadps.org

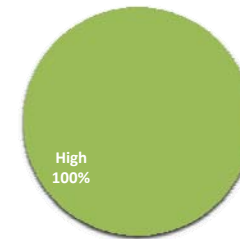
Year Founded
2002

School Name	City	State	Year Founded	2009 Enrollment	Grade Levels Served From	Grade Levels Served To	Charter School	Virtual School	Made AYP	State Rating
LPS College Park	Oakland	CA	2005	289	9	12	YES		No	-42 API, Met 0 of 2 Targets
LPS Hayward	Hayward	CA	2005	388	9	12	YES		Yes	+48 API, Met Targets
LPS Richmond	Richmond	CA	2003	283	9	12	YES		No	+32 API, Met 1 of 2 Targets
LPS San Jose	San Jose	CA	2004	269	9	12	YES		No	+52 API, Met Targets

Total Number of Schools in 2009-10= 4 **Number of States= 1** **Total Enrollment= 1,229** **Percent of Schools Making AYP= 100%**



Distribution of Schools by Level



Notes:
a. Data for 2001 to 2006 are estimates for student growth
b. 2009 refers to the 2009-10 school year
c.

Discontinued School Name	Reason No Longer Profiled

Address
4744 W. Grovers Avenue
Glendale, Arizona 85308

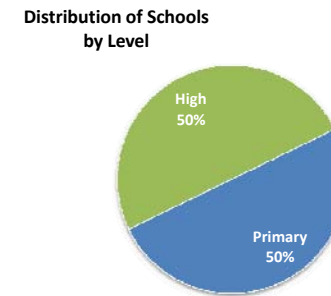
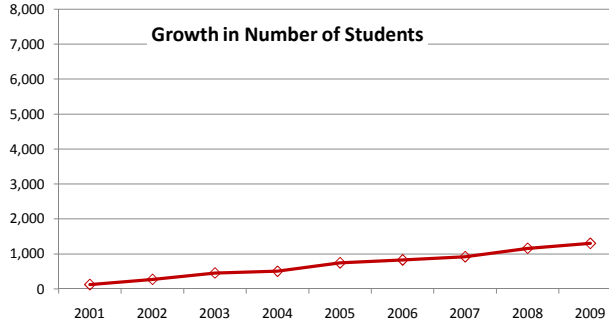
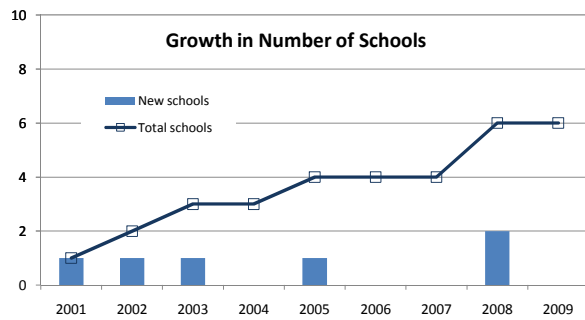
Telephone and Fax
Phone 602-439-5026
Fax 602-889-0351

Website and e-mail
www.learningmatters.org
info@Learningmatters.org

Year Founded
2001

School Name	City	State	Year Founded	2009 Enrollment	Grade Levels Served From	To	Charter School	Virtual School	Made AYP	State Rating
Carden Traditional School at Tucson	Tucson	AZ	2008	141	k	8	YES		Yes	Highly Performing
Carden Traditional School Glendale	Glendale	AZ	2005	144	k	8	YES		Yes	Performing Plus
Carden Traditional School Surprise	Surprise	AZ	2002	560	k	8	YES		Yes	Highly Performing
e-Institute Charter High School at Metro	Phoenix	AZ	2008	97	10	12	YES	YES	Yes	
e-Institute Charter High School at Surprise	Surprise	AZ	2003	168	10	12	YES	YES	No	Performing
e-Institute Charter High School Glendale	Glendale	AZ	2001	191	10	12	YES	YES	Yes	Performing

Total Number of Schools in 2009-10= 6 **Number of States= 1** **Total Enrollment= 1,301** **Percent of Schools Making AYP= 83%**



Notes:
a. Data for 2001 to 2006 are estimates for student growth
b. 2009 refers to the 2009-10 school year
c.

Discontinued School Name	Reason No Longer Profiled

Address
950 South I-35E
Lancaster, TX 75146

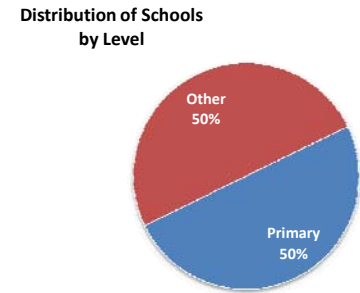
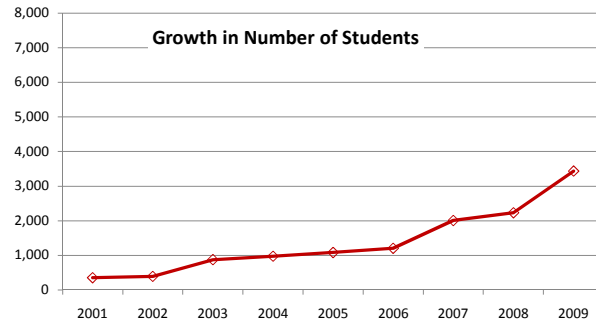
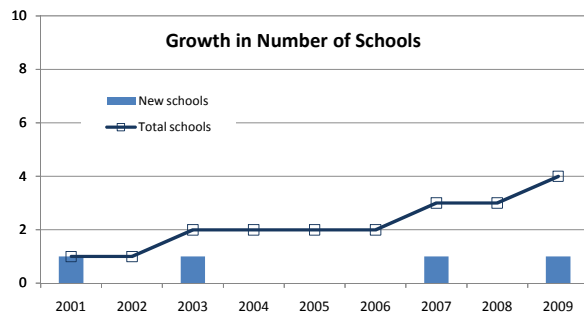
Telephone and Fax
Phone 972-274-7900
Fax 972-274-7999

Website and e-mail
lifeschools.net
None

Year Founded
1998

School Name	City	State	Year Founded	2009 Enrollment	Grade Levels Served From To	Charter School	Virtual School	Made AYP	State Rating
Life School Lancaster	Eustace	TX	2007	631	k 5	YES		Yes	ACADEMICALLY ACCEPTABLE
Life School Oak Cliff	Dallas	TX	1998	1273	k 12	YES		No	ACADEMICALLY ACCEPTABLE
Life School Red Oak	Eustace	TX	2003	1401	k 9	YES		Yes	RECOGNIZED
Life School McKinney	McKinney	TX	2009	129	k 4	YES		No	RECOGNIZED

Total Number of Schools in 2009-10= 4 **Number of States= 1** **Total Enrollment= 3,434** **Percent of Schools Making AYP= 100%**



Notes:
a. Data for 2001 to 2006 are estimates for student growth
b. 2009 refers to the 2009-10 school year
c.

Discontinued School Name	Reason No Longer Profiled

Address
1661 Worcester Road, Suite 207
Framington, Massachusetts 01701

Telephone and Fax
Phone 508-626-0901
Fax 508-626-0905

Website and e-mail
www.lighthouse-academies.org
info@lighthouse-academies.org

Year Founded
2003

School Name	City	State	Year Founded	2009 Enrollment	Grade Levels Served From	To	Charter School	Virtual School	Made AYP	State Rating
Bronx Lighthouse Charter Schoo	New York	NY	2004	418	k	7	YES		Yes	In Good Standing
Bronzeville Lighthouse Charter School	Chicago	IL	2006	456	k	8	YES		No	AEWS
East Chicago Lighthouse Charter School	Gary	IN	2006	361	k	7	YES		No	Acad Progress
Gary Lighthouse Charter School	Gary	IN	2005	652	k	9	YES		No	Acad Progress
Indianapolis Lighthouse Charter School	Indianapolis	IN	2005	613	k	9	YES		No	Acad Progress
Jacksonville Lighthouse Charter School	Jacksonville	AR	2009	344	k	6	YES			
Monument Lighthouse Charter School	Indianapolis	IN	2007	565	k	8	YES		Yes	Watch
Potomac Lighthouse Public Charter Schoo	Washington DC	DC	2005	272	k	6	YES		No	30.56%, 13.89%
West Gary Lighthouse Charter School	Gary	IN	2006	561	k	8	YES			

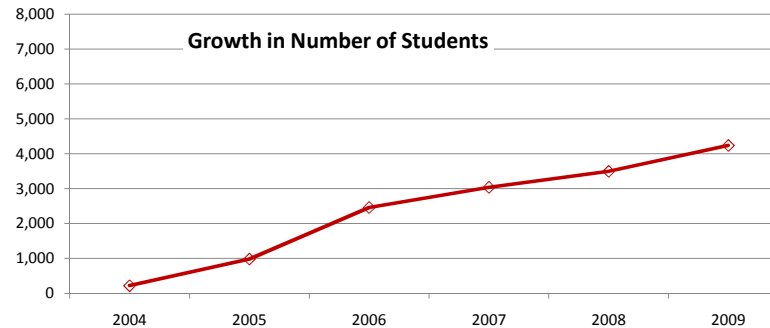
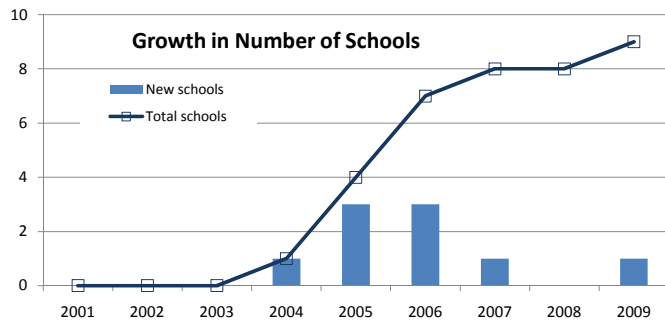
Total Number of Schools in 2009-10= 9

Number of States= 5

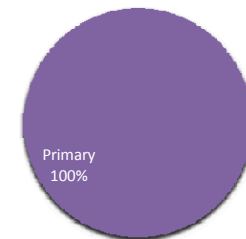
Total Enrollment= 4,242

Percent of Schools Making AYP=

29%



Distribution of Schools by Level



Notes:

- a. Data for 2001 to 2006 are estimates for student growth
- b. 2009 refers to the 2009-10 school year

Discontinued School Name	Reason No Longer Profiled
Cleveland Lighthouse Community School	Lisa Clay confirmed this is no longer managed by Lighthouse Academies (9/8/2010 email)
Villaview Lighthouse Community School	

Mastery Charter Schools

Medium Company: Managing 4 to 9 Schools

2009-10

Address
35 South 4th Street
Philadelphia, Pennsylvania 19106

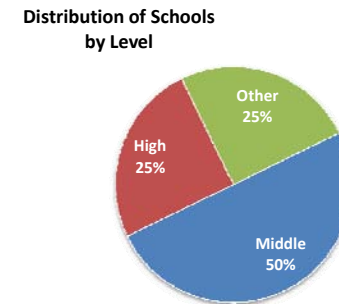
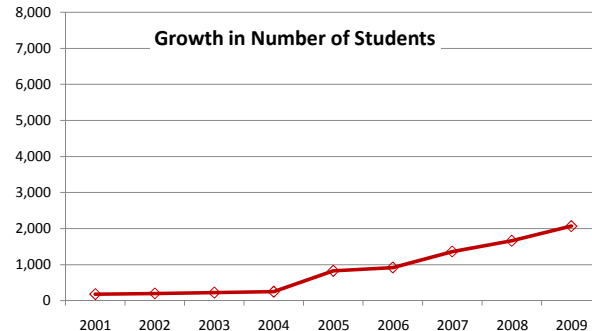
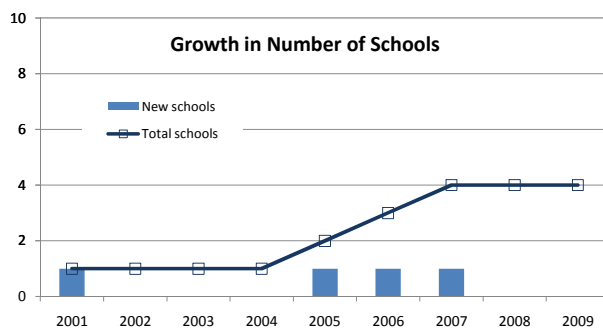
Telephone and Fax
Phone 215-922-1902
Fax None

Website and e-mail
www.masterycharter.org
Erica.Nelson@MasteryCharter.org

Year Founded
2001

School Name	City	State	Year Founded	2009 Enrollment	Grade Levels Served From	Grade Levels Served To	Charter School	Virtual School	Made AYP	State Rating
Mastery Charter Schools - Pickett Campus	Philadelphia	PA	2007	481	7	9	YES		Yes	Group met target
Mastery Charter Schools - Shoemaker Campus	Philadelphia	PA	2006	570	7	10	YES		Yes	Group met target
Mastery Charter Schools - Lenfest Campus	Philadelphia	PA	2001	508	7	12	YES		Yes	Group met target
Mastery Charter Schools - Thomas Campus	Philadelphia	PA	2005	508	7	11	YES		Yes	Group met target

Total Number of Schools in 2009-10= 4 **Number of States= 1** **Total Enrollment= 2,067** **Percent of Schools Making AYP= 100%**



Notes:
a. Data for 2001 to 2006 are estimates for student growth
b. 2009 refers to the 2009-10 school year
c.

Discontinued School Name	Reason No Longer Profiled

Address
13717 SE Division St.
Portland, Oregon 97236

Telephone and Fax
Phone (503) 762-6061
Fax None

Website and e-mail
www.arthuracademy.org
info@arthuracademy.org

Year Founded
2002

School Name	City	State	Year Founded	2009 Enrollment	Grade Levels Served From	Grade Levels Served To	Charter School	Virtual School	Made AYP	State Rating
David Douglas Arthur Academy	Portland	OR	2002	71	k	5	YES		Yes	outstanding
Gresham Arthur Academy	Gresham	OR	2007	208	k	4	YES		Yes	Satisfactory
Portland Arthur Academy	Portland	OR	2005	142	k	5	YES		Yes	outstanding
Reynolds Arthur Academy	Troutdale	OR	2004	182	k	6	YES		Yes	outstanding
St. Helens Arthur Academy	Saint Helens	OR	2007	208	k	7	YES		Yes	outstanding
Woodburn Arthur Academy	Woodburn	OR	2004	122	k	5	YES		Yes	Satisfactory

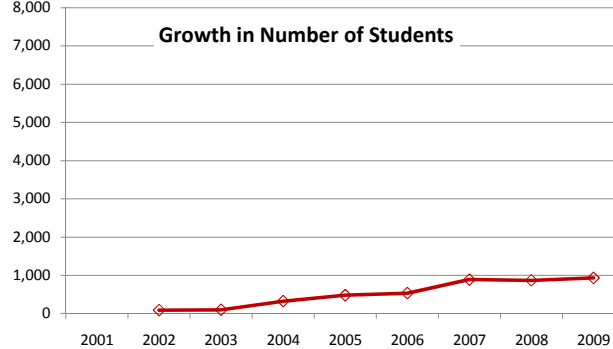
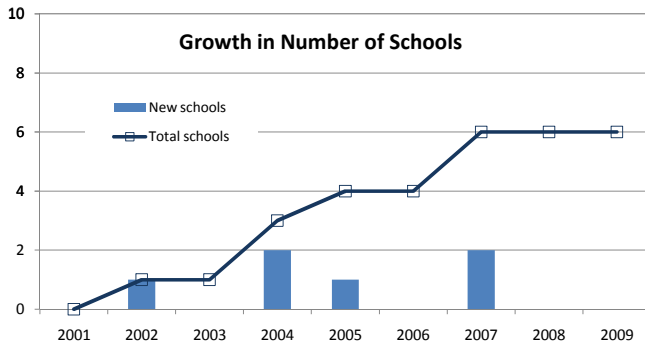
Total Number of Schools in 2009-10= 6

Number of States= 1

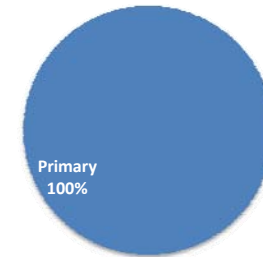
Total Enrollment= 933

Percent of Schools Making AYP=

100%



Distribution of Schools by Level



Notes:

- a. Data for 2001 to 2006 are estimates for student growth
- b. 2009 refers to the 2009-10 school year
- c.

Discontinued School Name	Reason No Longer Profiled

Address
4410 Navigation
Houston, TX 77011

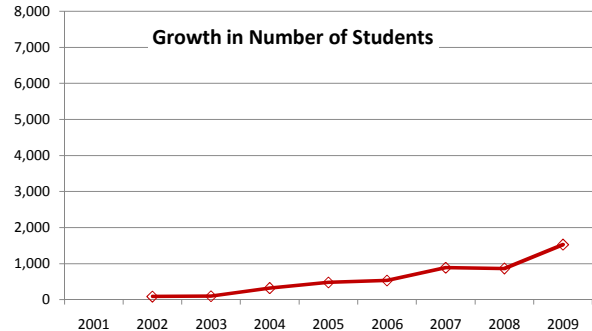
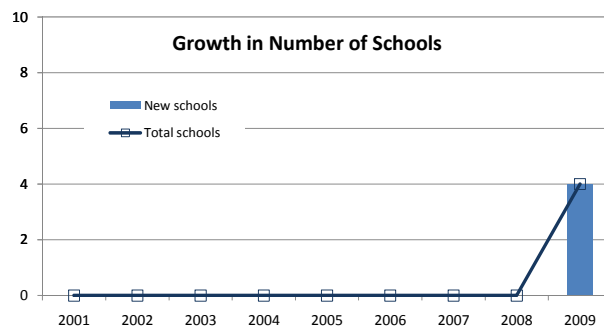
Telephone and Fax
Phone 713-315-6480
Fax None

Website and e-mail
neighborhood-centers.org
development@neighborhood-centers.org

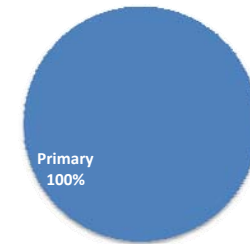
Year Founded
1907

School Name	City	State	Year Founded	2009 Enrollment	Grade Levels Served From	To	Charter School	Virtual School	Made AYP	State Rating
Baker-Ripley Charter School	Houston	TX	2009	99	k	5	DISTRICT		No	NOT RATED: OTHER
Harbach-Ripley Charter School	Houston	TX	2009	61	k	5	YES		No	NOT RATED: OTHER
NCI Charter School Without Walls	Houston	TX	2009	1081	k	2	YES		No	NOT RATED: OTHER
Ripley House Charter School	Houston	TX	2009	289	k	5	YES		Yes	EXEMPLARY

Total Number of Schools in 2009-10= 4 **Number of States= 1** **Total Enrollment= 1,530** **Percent of Schools Making AYP= 25%**



Distribution of Schools by Level



Notes:
a. Data for 2001 to 2006 are estimates for student growth
b. 2009 refers to the 2009-10 school year
c.

Discontinued School Name	Reason No Longer Profiled

Address
957 Holden
Detroit, Michigan 48202

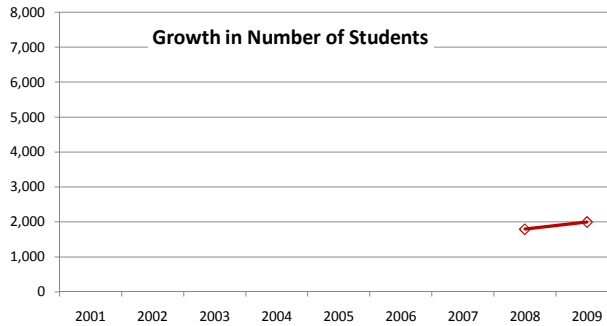
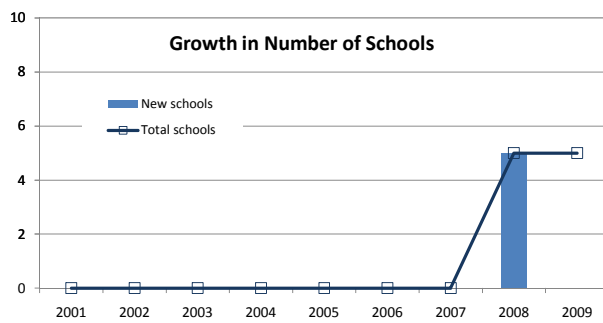
Telephone and Fax
Phone 313-831-0100
Fax 313-874-9822

Website and e-mail
www.uprep.com
dross@uprep.com

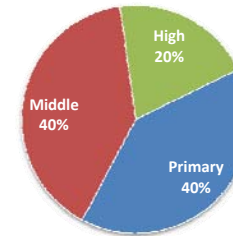
Year Founded
2008

School Name	City	State	Year Founded	2009 Enrollment	Grade Levels Served From	To	Charter School	Virtual School	Made AYP	State Rating
University Preparatory Academy - Elementary	Detroit	MI	2008	343	k	5	YES		Yes	C
University Preparatory Academy - High School	Detroit	MI	2008	527	k	5	YES		Yes	C
University Preparatory Academy - Middle	Detroit	MI	2008	403	6	8	YES		No	
University Preparatory Science and Math (PSAD)	Detroit	MI	2008	382	6	8	YES		Yes	A
University Preparatory Academy (PSAD) Elementary	Detroit	MI	2008	343	9	12	YES		Yes	B

Total Number of Schools in 2009-10= 5 **Number of States= 1** **Total Enrollment= 1,998** **Percent of Schools Making AYP= 80%**



Distribution of Schools by Level



Notes:

- a. Data for 2001 to 2006 are estimates for student growth
- b. 2009 refers to the 2009-10 school year
- c.

Discontinued School Name	Reason No Longer Profiled

Address
1010 N. Noble Street
Chicago, Illinois 60622

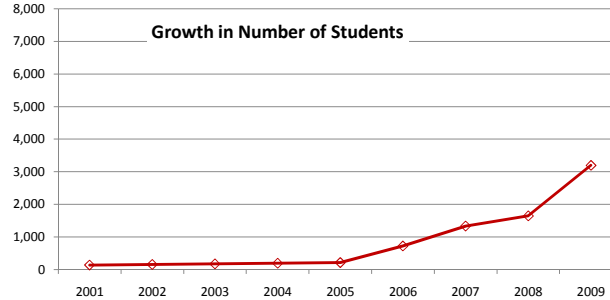
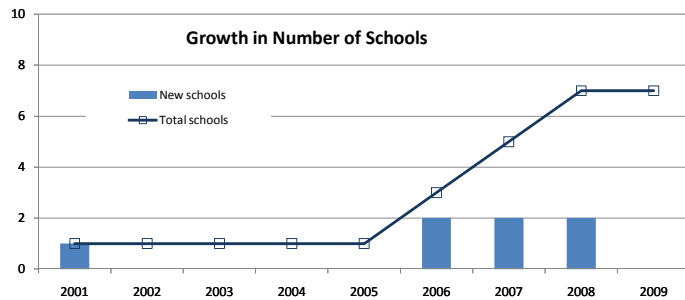
Telephone and Fax
Phone 773-278-6895
Fax None

Website and e-mail
noblenetwork.org
kcole@noblenetwork.org

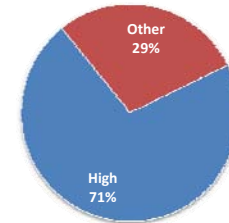
Year Founded
1999

School Name	City	State	Year Founded	2009 Enrollment	Grade Levels Served From	Grade Levels Served To	Charter School	Virtual School	Made AYP	State Rating
Noble Street College Prep, A Campus of Noble Street Charter School	Chicago	IL	1999	550	9	12	YES		No	AEWS
Gary Comer College Prep, A Campus of Noble Street Charter School	Chicago	IL	2008	294	9	11	YES			
Golder College Prep, A Campus of Noble Street Charter School	Chicago	IL	2007	422	9	12	YES		No	AEWS
Pritzker College Prep, A Campus of Noble Street Charter School	Chicago	IL	2006	595	9	12	YES		Yes	Fully Recognized
Rauner College Prep, A Campus of Noble Street Charter School	Chicago	IL	2006	513	9	12	YES		No	AEWS
Rowe-Clark Math & Science Academy, The Exelon Campus of Noble Street Charter School	Chicago	IL	2007	426	9	12	YES		No	AEWS
UIC College Prep, A Campus of Noble Street Charter School	Chicago	IL	2008	399	9	11	YES			

Total Number of Schools in 2009-10= 7 **Number of States= 1** **Total Enrollment= 3,199** **Percent of Schools Making AYP= 20%**



Distribution of Schools by Level



Notes:
a. Data for 2001 to 2006 are estimates for student growth
b. 2009 refers to the 2009-10 school year
c.

Discontinued School Name	Reason No Longer Profiled

Address
17505 N. 79th Avenue, Suite 112
Glendale, Arizona 85308

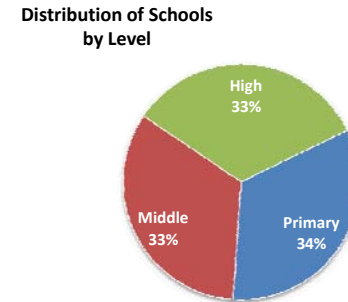
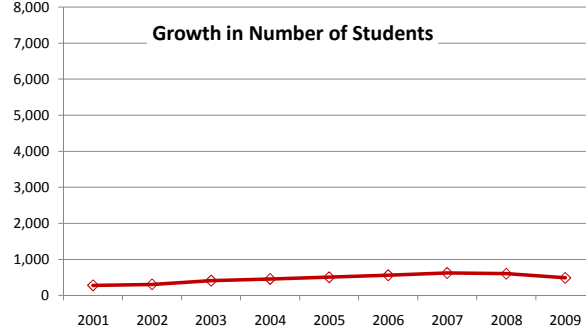
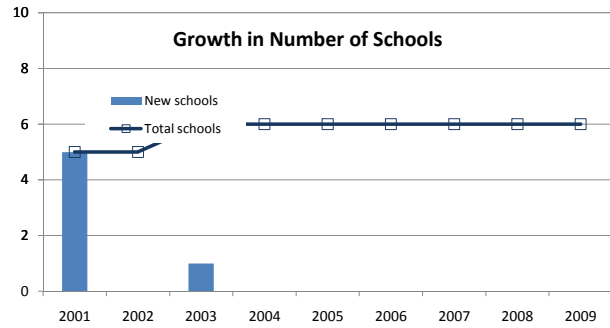
Telephone and Fax
Phone 623-776-2069
Fax 623-878-4254

Website and e-mail
www.omegak12.com
None

Year Founded
1999

School Name	City	State	Year Founded	2009 Enrollment	Grade Levels Served From	Grade Levels Served To	Charter School	Virtual School	Made AYP	State Rating
C. Doby Middle School	Peoria	AZ	1999	54	5	8	YES		Yes	Performing
La Puerta High School	Phoenix	AZ	2003	81	9	12	YES		No	Performing
Oasis High School	Peoria	AZ	1999	56	9	12	YES		No	Highly Performing
Omega Academy	Phoenix	AZ	1999	153	k	4	YES		No	Performing
S. Sturgeon Middle School	Phoenix	AZ	1999	74	5	8	YES		No	Performing
Stellar Prep	Peoria	AZ	1999	69	k	4	YES		Yes	Performing

Total Number of Schools in 2009-10= 6 **Number of States= 1** **Total Enrollment= 487** **Percent of Schools Making AYP= 33%**



Notes:
a. Data for 2001 to 2006 are estimates for student growth
b. 2009 refers to the 2009-10 school year
c.

Discontinued School Name	Reason No Longer Profiled

Address
2951 Williams Dr
Georgetown, TX 78628

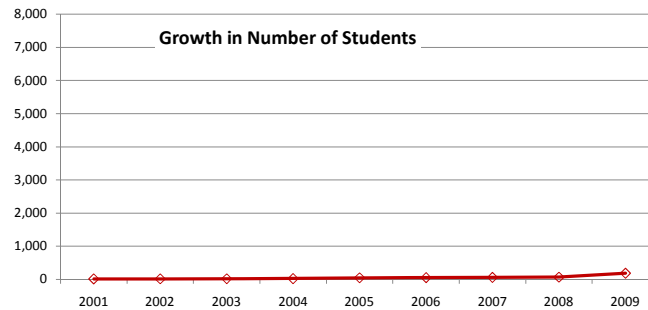
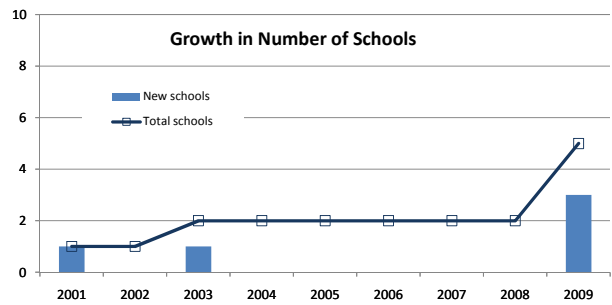
Telephone and Fax
Phone 512-869-3020
Fax 512-869-3030

Website and e-mail
orendaeducation.org
None

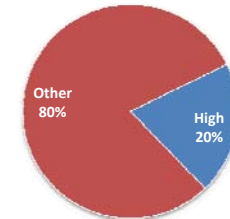
Year Founded
1995

School Name	City	State	Year Founded	2009 Enrollment	Grade Levels Served From To	Charter School	Virtual School	Made AYP	State Rating
Canyon Lakes	Lubbock	TX	2009	19	k 12	YES		No	AEA: ACADEMICALLY UNACCEPTABLE
Gateway College Preparatory School	Georgetown	TX	2003	36	7 12	DISTRICT			Exemplary
Gateway High School	Arlington	TX	1996	49	5 12	DISTRICT			
New Horizons	Goldthwaite	TX	2009	55	k 12	YES		No	AEA: ACADEMICALLY UNACCEPTABLE
Williams House	Lometa	TX	2009	26	k 12	YES		No	AEA: ACADEMICALLY UNACCEPTABLE

Total Number of Schools in 2009-10= 5 **Number of States= 1** **Total Enrollment= 185** **Percent of Schools Making AYP= 0%**



Distribution of Schools by Level



Notes:
a. Data for 2001 to 2006 are estimates for student growth
b. 2009 refers to the 2009-10 school year
c.

Discontinued School Name	Reason No Longer Profiled

Address
112 S. Grafton
Dublin, TX 76446

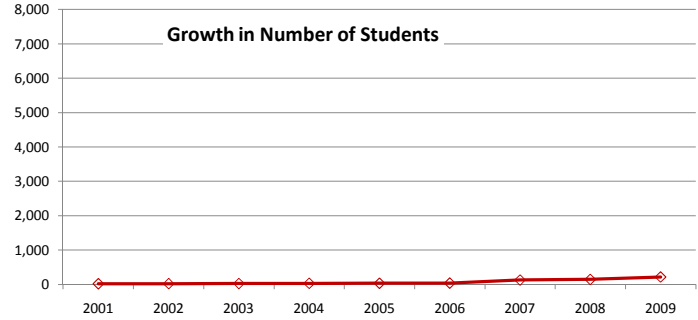
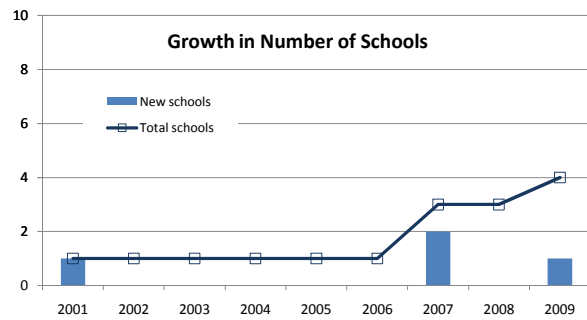
Telephone and Fax
Phone 254-445-4272
Fax 254-445-3947

Website and e-mail
www.uprep.com
drj@pacworks.com

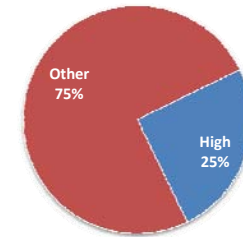
Year Founded
2000

School Name	City	State	Year Founded	2009 Enrollment	Grade Levels Served From	Grade Levels Served To	Charter School	Virtual School	Made AYP	State Rating
Paradigm Accelerated Charter School - Brownwood	Brownwood	TX	2007	63	8	12	YES		Yes	ACADEMICALLY UNACCEPTABLE
Paradigm Accelerated Charter School - Comanche	Comanche	TX	2007	64	8	12	YES		Yes	AEA: ACADEMICALLY ACCEPTABLE
Paradigm Accelerated School	Dublin	TX	2000	67	7	12	YES		No	AEA: ACADEMICALLY ACCEPTABLE
Paradigm Accelerated Charter School - WALLIS	Wallis	TX	2009	25	7	12	YES		No	AEA: ACADEMICALLY ACCEPTABLE

Total Number of Schools in 2009-10= 4 **Number of States= 1** **Total Enrollment= 219** **Percent of Schools Making AYP= 50%**



Distribution of Schools by Level



Notes:
a. Data for 2001 to 2006 are estimates for student growth
b. 2009 refers to the 2009-10 school year
c.

Discontinued School Name	Reason No Longer Profiled

Address
111 North First Street, Suite 100
Burbank, California 91502

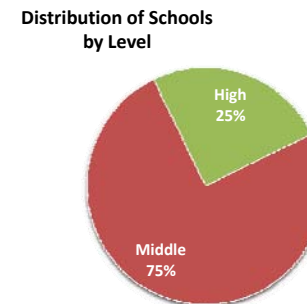
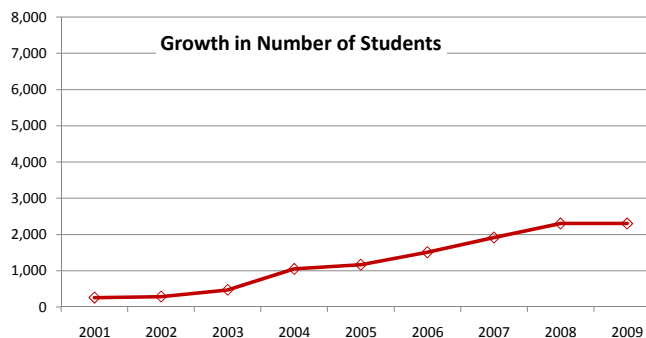
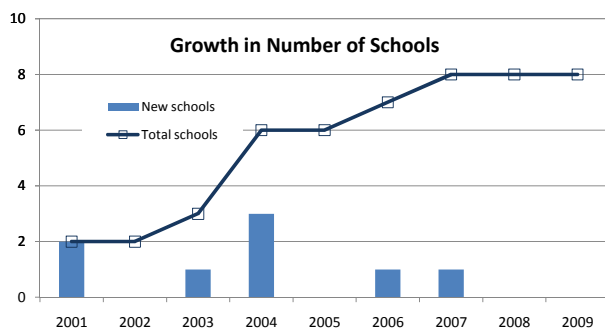
Telephone and Fax
Phone 818-559-7699
Fax 818-559-8641

Website and e-mail
www.pucschools.org
None

Year Founded
1999

School Name	City	State	Year Founded	2009 Enrollment	Grade Levels Served From	Grade Levels Served To	Charter School	Virtual School	Made AYP	State Rating
CALS Charter Middle School	Cypress	CA	1999	257	6	8	YES		No	+31 API, Met Targets
CALS Early College High School	Los Angeles	CA	2000	331	6	8	YES		Yes	+13 API, Met Targets
Community Charter Early College High School	Los Angeles	CA	2003	401	9	12	YES		No	No valid base API
Community Charter Middle School	Sylmar	CA	2004	315	9	12	YES		No	-21 API, Met 0 Targets
Excel Charter Academy	San Fernando	CA	2004	291	6	8	YES		Yes	+69 API, Met Targets
Lakeview Charter Academy	Los Angeles	CA	2004	225	6	7	YES		Yes	+27 API, Met Targets
Milagro Charter School	Los Angeles	CA	2006	235	6	8	YES		Yes	+51 API, Met Targets
Triumph Charter Academy	San Fernando	CA	2007	249	6	8	YES		No	+37 API, Met 1 of 2 Targets

Total Number of Schools in 2009-10= 8 **Number of States= 1** **Total Enrollment= 2,304** **Percent of Schools Making AYP= 50%**



Notes:
a. Data for 2001 to 2006 are estimates for student growth
b. 2009 refers to the 2009-10 school year
c.

Discontinued School Name	Reason No Longer Profiled

Perspectives Charter Schools

Medium Company: Managing 4 to 9 Schools

2009-10

Address
601 S. LaSalle Street, Suite 700
Chicago, Illinois 60605

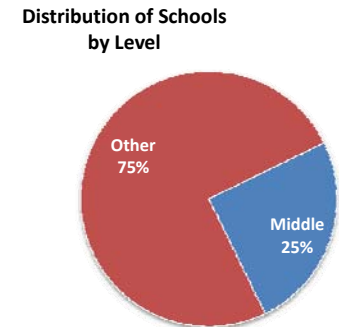
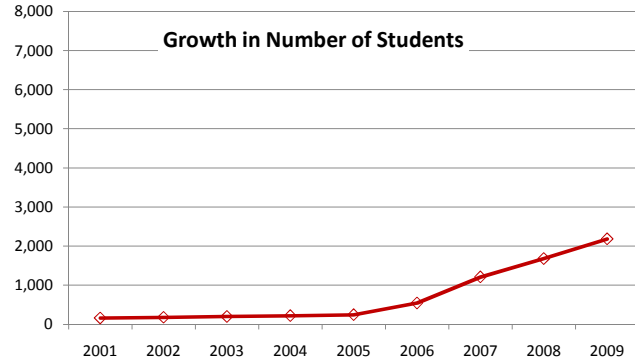
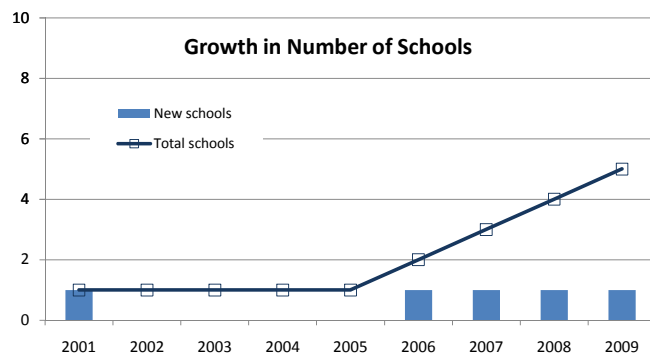
Telephone and Fax
Phone 312-604-2200
Fax 312-604-2199

Website and e-mail
www.perspectivescs.org
None

Year Founded
1997

School Name	City	State	Year Founded	2009 Enrollment	Grade Levels Served From	Grade Levels Served To	Charter School	Virtual School	Made AYP	State Rating
Perspectives/IIT Math and Science Academy	Chicago	IL	2008	520	6	8	YES			
Perspectives Calumet High School of Technology	Chicago	IL	2007	447	9	12	YES			
Perspectives Calumet High School	Chicago	IL	2006	485	9	12	YES			
Perspectives Rodeny D. Joslin Campus	Chicago	IL	1997	351	6	12	YES		No	AEWS
Perspectives Calumet Middle School	Chicago	IL	2009	381	6	8	YES			

Total Number of Schools in 2009-10= 5 **Number of States= 1** **Total Enrollment= 2,184** **Percent of Schools Making AYP= 0%**



Notes:

- a. Data for 2001 to 2006 are estimates for student growth
- b. 2009 refers to the 2009-10 school year
- c.

Discontinued School Name	Reason No Longer Profiled

Address
24 S. 18th Street
Pittsburgh, Pennsylvania 15203

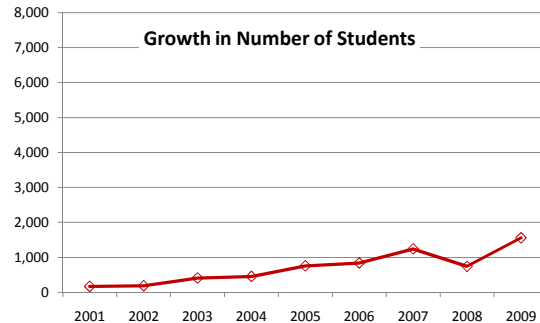
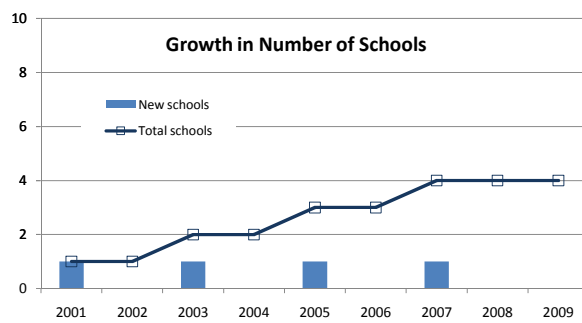
Telephone and Fax
Phone 412-325-7305
Fax 412-325-7309

Website and e-mail
www.propelschools.org
jresnick@propelschools.org

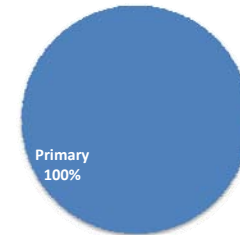
Year Founded
2001

School Name	City	State	Year Founded	2009 Enrollment	Grade Levels Served From	Grade Levels Served To	Charter School	Virtual School	Made AYP	State Rating
Propel CS-montour	Pittsburgh	PA	2007	389	k	7	YES		Yes	Group met target using Confidence Interval
Propel East	Pittsburgh	PA	2005	294	k	7	YES		Yes	Group met target
Propel Homestead	Pittsburgh	PA	2003	498	k	8	YES		Yes	Group met target using Safe Harbor
Propel McKeesport	Pittsburgh	PA	2001	377	k	7	YES		Yes	Group met target

Total Number of Schools in 2009-10= 4 **Number of States= 1** **Total Enrollment= 1,558** **Percent of Schools Making AYP= 100%**



Distribution of Schools by Level



Notes:
a. Data for 2001 to 2006 are estimates for student growth
b. 2009 refers to the 2009-10 school year
c.

Discontinued School Name	Reason No Longer Profiled

Address
1450 NE Loop 410
San Antonio, TX 78209

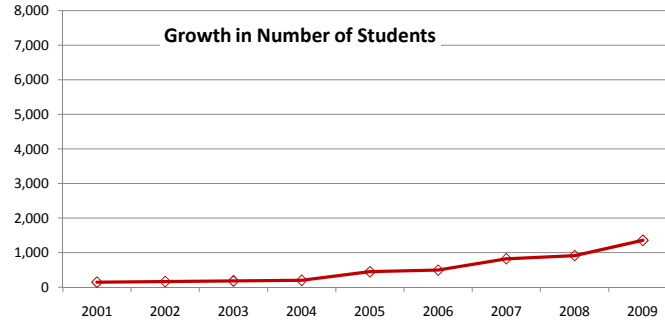
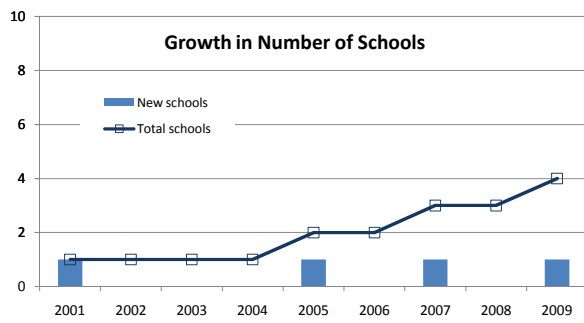
Telephone and Fax
Phone 210-804-0222
Fax 210-822-3422

Website and e-mail
sstitx.org
None

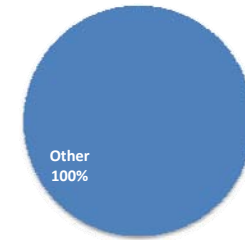
Year Founded
1999

School Name	City	State	Year Founded	2009 Enrollment	Grade Levels Served From	Grade Levels Served To	Charter School	Virtual School	Made AYP	State Rating
School of Science and Technology	San Antonio	TX	1999	435	6	11	YES		Yes	ACADEMICALLY UNACCEPTABLE
School of Science and Technology - Alamo	San Antonio	TX	2005	259	k	12	YES			
School of Science and Technology - Corpus Christi	Corpus Christi	TX	2007	314	k	12	YES			
School of Science and Technology - Discovery	San Antonio	TX	2009	345	k	12	YES		No	RECOGNIZED

Total Number of Schools in 2009-10= 4 **Number of States= 1** **Total Enrollment= 1,353** **Percent of Schools Making AYP= 50%**



Distribution of Schools by Level



Notes:
a. Data for 2001 to 2006 are estimates for student growth
b. 2009 refers to the 2009-10 school year
c.

Discontinued School Name	Reason No Longer Profiled

Address
9424 Military Parkway
Dallas, TX 75227

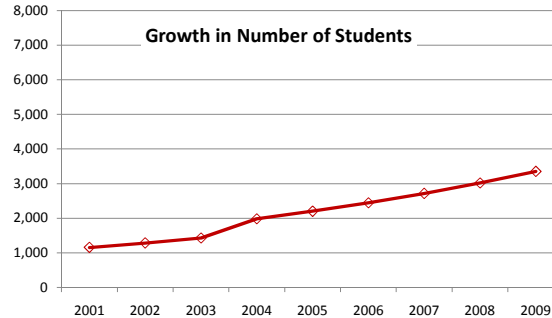
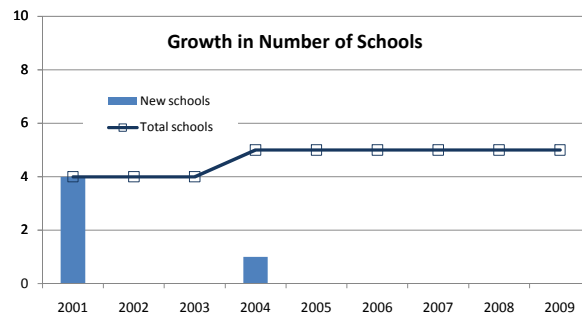
Telephone and Fax
Phone 214-381-3226
Fax 214-381-2209
972-557-5807

Website and e-mail
rylieffa.com
jammons@rylieffa.com

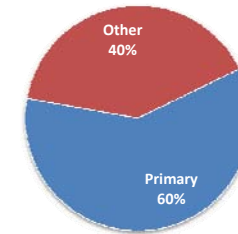
Year Founded
1999

School Name	City	State	Year Founded	2009 Enrollment	Grade Levels Served From	Grade Levels Served To	Charter School	Virtual School	Made AYP	State Rating
A W Brown-Fellowship Charter School	Dallas	TX	1999	964	k	6	YES		Yes	RECOGNIZED
A W Brown-Fellowship North Campus	Dallas	TX	2004	388	k	k	DISTRICT		No	NOT RATED: OTHER
A+ Academy	Dallas	TX	2000	1033	k	12	YES		Yes	ACADEMICALLY ACCEPTABLE
Inspired Vision Academy	Dallas	TX	2000	477	k	3	YES		Yes	RECOGNIZED
Inspired Vision Academy	Dallas	TX	2001	494	4	8	YES		Yes	ACADEMICALLY ACCEPTABLE

Total Number of Schools in 2009-10= 5 **Number of States= 1** **Total Enrollment= 3,356** **Percent of Schools Making AYP= 80%**



Distribution of Schools by Level



Notes:
a. Data for 2001 to 2006 are estimates for student growth
b. 2009 refers to the 2009-10 school year
c.

Discontinued School Name	Reason No Longer Profiled

Address
5901 Crestwood Place
Little Elm, Texas 75068

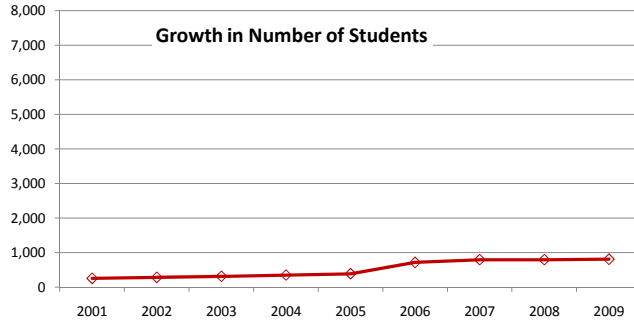
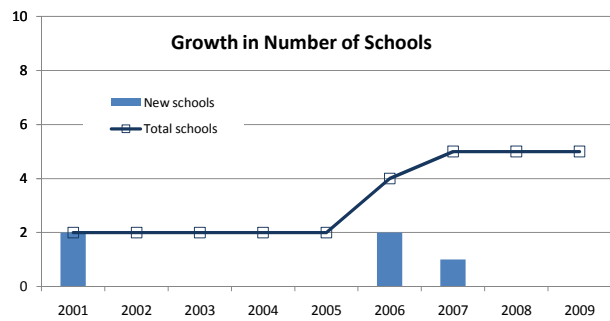
Telephone and Fax
Phone 972-292-2405
Fax 972-292-2373

Website and e-mail
www.theeducenters.org
info@theeducenters.org

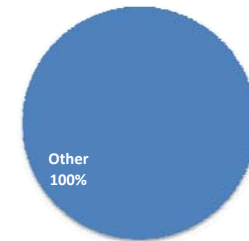
Year Founded
1999

School Name	City	State	Year Founded	2009 Enrollment	Grade Levels Served From To	Charter School	Virtual School	Made AYP	State Rating
The Education Center - Denton Campus	Denton	TX	2006	196	k 12	YES		Yes	RECOGNIZED
The Education Center - Lewisville Campus	Lewisville	TX	2006	150	k 12	YES		Yes	ACADEMICALLY UNACCEPTABLE
The Education Center - Little Elm Campus	Little Elm	TX	2001	195	k 12	YES		Yes	ACADEMICALLY ACCEPTABLE
The Education Center - The Colony Campus	The Colony	TX	2001	125	k 12	YES		Yes	Recognized
The Education Center at Aubrey	Aubrey	TX	2007	139	k 12	YES		Yes	Recognized

Total Number of Schools in 2009-10= 5 **Number of States= 1** **Total Enrollment= 805** **Percent of Schools Making AYP= 100%**



Distribution of Schools by Level



Notes:
a. Data for 2001 to 2006 are estimates for student growth
b. 2009 refers to the 2009-10 school year
c.

Discontinued School Name	Reason No Longer Profiled

Address
1826 Basse Road
San Antonio, Texas 78213

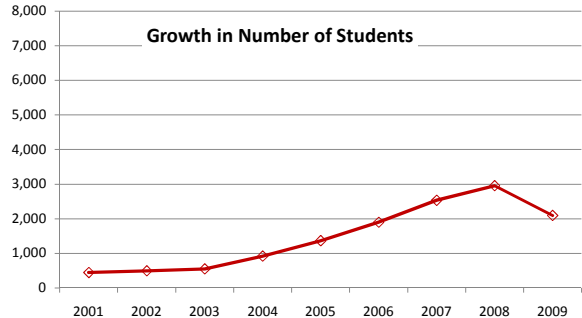
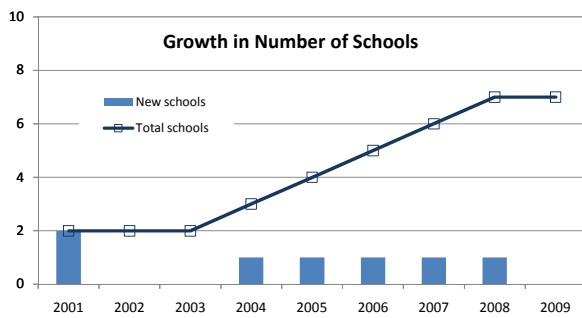
Telephone and Fax
Phone 210-431-9881
Fax 210-432-8467

Website and e-mail
www.excellence-sa.org
None

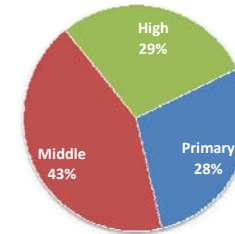
Year Founded
1998

School Name	City	State	Year Founded	2009 Enrollment	Grade Levels Served From	Grade Levels Served To	Charter School	Virtual School	Made AYP	State Rating
Dr. David M Copeland Elementary	San Antonio	TX	2007	332	k	3	YES		Yes	RECOGNIZED
Dr. Harmon W Kelley Elementary	San Antonio	TX	1998	412	k	3	YES		Yes	EXEMPLARY
Dr. David C Walker Elementary	San Antonio	TX	2006	212	4	6	YES		Yes	ACADEMICALLY ACCEPTABLE
Dr. James L Burch Elementary	San Antonio	TX	2000	318	4	6	YES		Yes	ACADEMICALLY ACCEPTABLE
Dr. Paul S Saenz Junior High	San Antonio	TX	2005	240	7	9	YES		Yes	ACADEMICALLY UNACCEPTABLE
MILTON B LEE ACADEMY OF SCIENCE&ENGINEERING	San Antonio	TX	2008	216	9	12	YES		Yes	ACADEMICALLY ACCEPTABLE
Rick Hawkins High School	San Antonio	TX	2004	369	9	12	YES		No	ACADEMICALLY UNACCEPTABLE

Total Number of Schools in 2009-10= 7 **Number of States= 1** **Total Enrollment= 2,099** **Percent of Schools Making AYP= 83%**



Distribution of Schools by Level



Notes:
a. Data for 2001 to 2006 are estimates for student growth
b. 2009 refers to the 2009-10 school year
c.

Discontinued School Name	Reason No Longer Profiled

Address
17667 N. 91st Ave.
Peoria, Arizona 85382

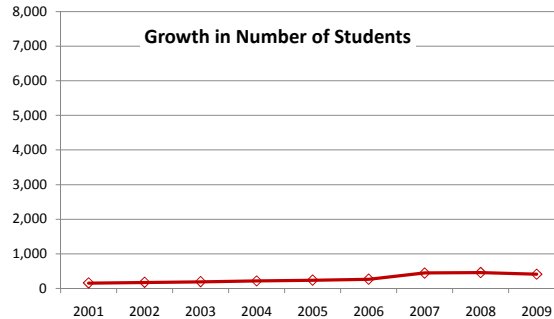
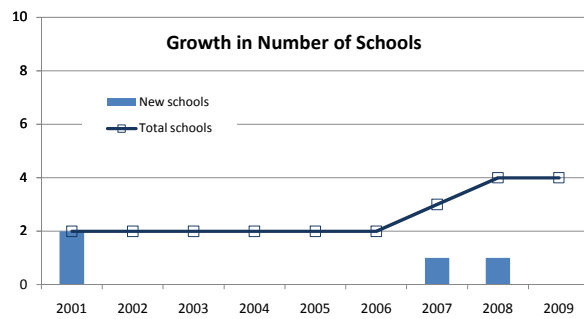
Telephone and Fax
Phone 623-385-3580
Fax 623-385-3615

Website and e-mail
www.skylineschools.com
rowens@skylineschools.com

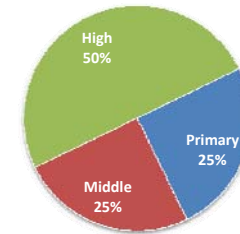
Year Founded
2000

School Name	City	State	Year Founded	2009 Enrollment	Grade Levels Served From	Grade Levels Served To	Charter School	Virtual School	Made AYP	State Rating
Skyline Prep and Arts Academy	Chandler	AZ	2007	41	5	8	YES		Yes	Performing
Skyline District 5	Peoria	AZ	2008	132	5	8	YES		Yes	Performing Plus
Skyline Technical High School	Chandler	AZ	2000	86	9	12	YES		Yes	Performing
Skyline West Prep School	Peoria	AZ	2001	154	9	12	YES		Yes	Performing

Total Number of Schools in 2009-10= 4 **Number of States= 1** **Total Enrollment= 413** **Percent of Schools Making AYP= 100%**



Distribution of Schools by Level



Notes:
a. Data for 2001 to 2006 are estimates for student growth
b. 2009 refers to the 2009-10 school year
c.

Discontinued School Name	Reason No Longer Profiled

Address
1258 Austin Hwy.
San Antonio, TX 78209

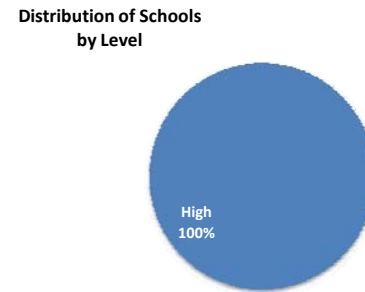
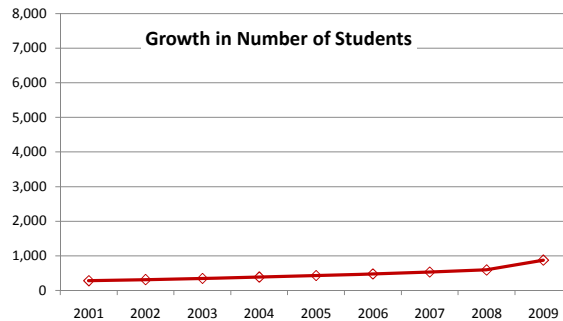
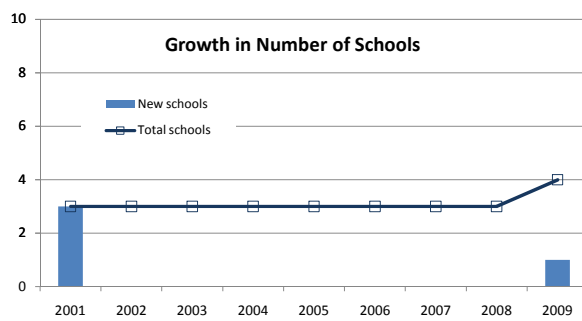
Telephone and Fax
Phone 210-829-8017
Fax 210-829-8514

Website and e-mail
www.swwf.org
james.neal@swwf.org

Year Founded
1998

School Name	City	State	Year Founded	2009 Enrollment	Grade Levels Served From	Grade Levels Served To	Charter School	Virtual School	Made AYP	State Rating
New Directions	San Antonio	TX	2009	32	9	12	YES		Yes	AEA: ACADEMICALLY UNACCEPTABLE
Southwest Preparatory Northeast	San Antonio	TX	1998	289	9	12	YES		No	AEA: ACADEMICALLY UNACCEPTABLE
Southwest Preparatory Northwest	San Antonio	TX	2000	319	9	12	YES		No	AEA: ACADEMICALLY ACCEPTABLE
Southwest Preparatory Southeast	Houston	TX	2001	165	9	12	YES		Yes	AEA: ACADEMICALLY ACCEPTABLE

Total Number of Schools in 2009-10= 4 **Number of States= 1** **Total Enrollment= 805** **Percent of Schools Making AYP= 50%**



Notes:
a. Data for 2001 to 2006 are estimates for student growth
b. 2009 refers to the 2009-10 school year
c.

Discontinued School Name	Reason No Longer Profiled

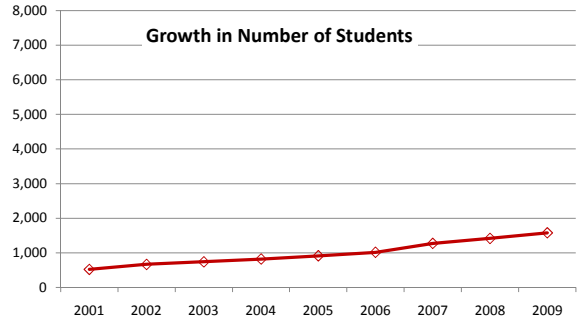
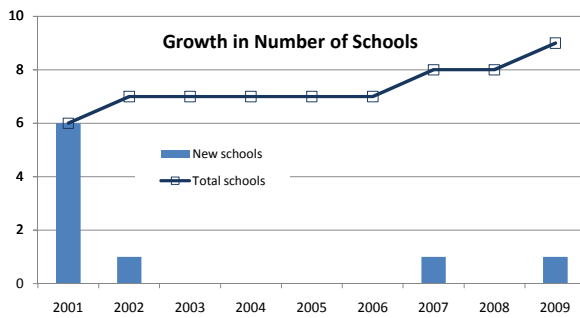
Address
1218 S. Presa Street
San Antonio, Texas 78210

Telephone and Fax
Phone 210-227-0295
Fax 210-227-7879

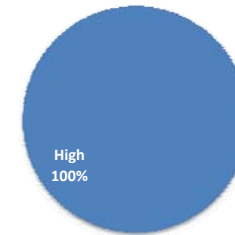
Website and e-mail
www.stdsapi.com
stdtalt@aol.com

Year Founded
1996

School Name	City	State	Year Founded	2009 Enrollment	Grade Levels Served From	Grade Levels Served To	Charter School	Virtual School	Made AYP	State Rating
Gateway Academy - Townlake	Laredo	TX	1999	305	9	12	YES			
Gateway Academy (Sierra Vista)	Laredo	TX	2000	229	9	12	YES			
La Feria Alternative School	La Feria	TX	1996	62	9	12	DISTRICT		Yes	AEA: ACADEMICALLY ACCEPTABLE
Mid Valley Academy McAllen	Weslaco	TX	2002	169	9	12	YES		Yes	AEA: ACADEMICALLY UNACCEPTABLE
Mid Valley Mercedes	Mercedes	TX	1999	82	9	12	YES		No	AEA: ACADEMICALLY UNACCEPTABLE
Mid Valley San Benito	San Benito	TX	2007	129	9	12	YES		Yes	EXEMPLARY
Paseo Del Norte Acad Ysleta	El Paso	TX	2009	205	9	12	YES		Yes	AEA: ACADEMICALLY ACCEPTABLE
Paso Del Norte Academy	El Paso	TX	1999	208	9	12	YES		No	AEA: ACADEMICALLY ACCEPTABLE
South Plains Academy	Lubbock	TX	1999	186	9	12	YES		No	AEA: ACADEMICALLY ACCEPTABLE
Total Number of Schools in 2009-10= 9				Number of States= 1		Total Enrollment= 1,575		Percent of Schools Making AYP=		57%



Distribution of Schools by Level



Notes:
a. Data for 2001 to 2006 are estimates for student growth
b. 2009 refers to the 2009-10 school year
c.

Discontinued School Name	Reason No Longer Profiled

Address
34 West 118th Street, 3rd Floor
New York, NY 10026

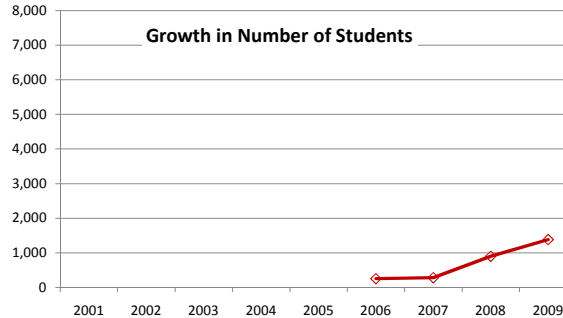
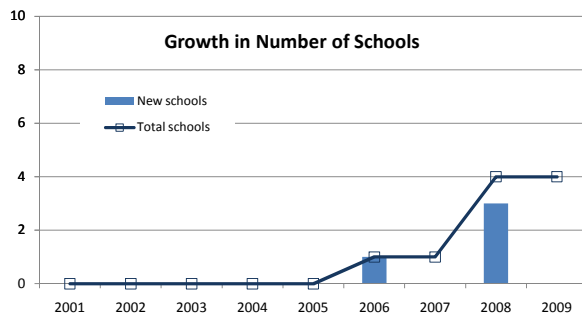
Telephone and Fax
Phone 646-227-7170
Fax 212-457-5659

Website and e-mail
www.harlemsuccess.org
info@harlemsuccess.org

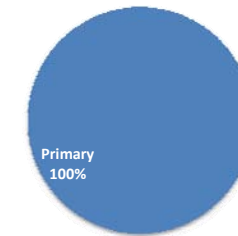
Year Founded
2006

School Name	City	State	Year Founded	2009 Enrollment	Grade Levels Served From	Grade Levels Served To	Charter School	Virtual School	Made AYP	State Rating
Harlem Success Academy 1	New York	NY	2006	524	k	3	YES		Yes	In Good Standing
Harlem Success Academy 2	New York	NY	2008	363	k	1	YES		Yes	In Good Standing
Harlem Success Academy 3	New York	NY	2008	249	k	1	YES		Yes	In Good Standing
Harlem Success Academy 4	New York	NY	2008	248	k	1	YES		Yes	In Good Standing

Total Number of Schools in 2009-10= 4 **Number of States= 1** **Total Enrollment= 1,384** **Percent of Schools Making AYP= 100%**



Distribution of Schools by Level



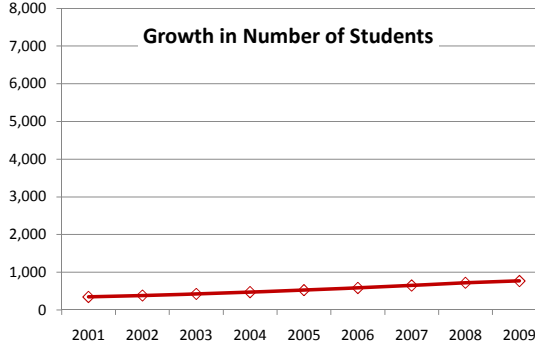
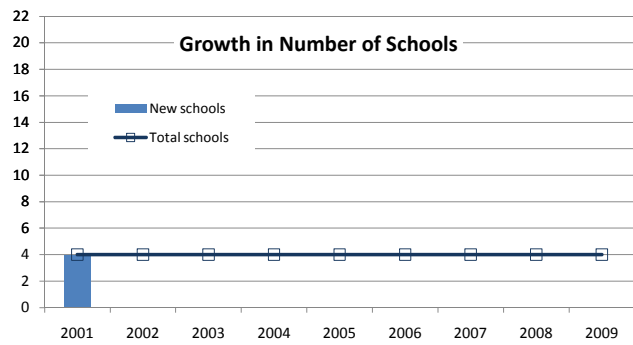
Notes:
a. Data for 2001 to 2006 are estimates for student growth
b. 2009 refers to the 2009-10 school year
c.

Discontinued School Name	Reason No Longer Profiled

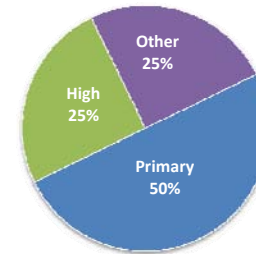
Address	Telephone and Fax	Website and e-mail	Year Founded
2950 E. Third St. Tucson, AZ 85716	Phone 520-326-0976 Fax 520-326-7452	amerschools.org None	1996

School Name	City	State	Year Founded	2009 Enrollment	Grade Levels Served From	Grade Levels Served To	Charter School	Virtual School	Made AYP	State Rating
AmeriSchools - Camelback	Phoenix	AZ	1998	189	k	8	YES	8	Yes	Performing Plus
AmeriSchools - Yuma	Yuma	AZ	1999	226	k	8	YES	8	Yes	Performing Plus
AmeriSchools College Preparatory - Tucson	Tucson	AZ	1998	128	k	12	YES	12	Yes	Excelling
AmeriSchools - Country Club	Tucson	AZ	1996	225	k	12	YES	12	Yes	Performing Plus

Total Number of Schools in 2009-10= 4 Number of States= 1 Total Enrollment= 768 Percent of Schools Making AYP= 100%



Distribution of Schools by Level



Notes:
a. Data for 2001 to 2006 are estimates for student growth
b. 2009 refers to the 2009-10 school year
c.

Discontinued School Name	Reason No Longer Profiled

Address
8305 Cross Park Drive
Austin, Texas, 78754

Telephone and Fax
Phone 512-459-1000
Fax 512-706-7596

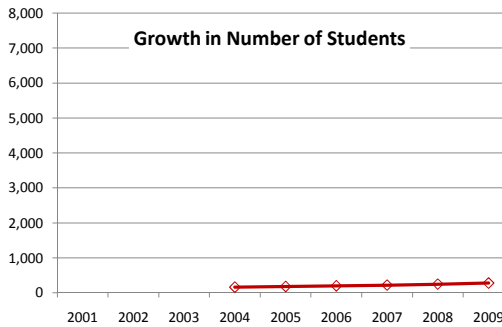
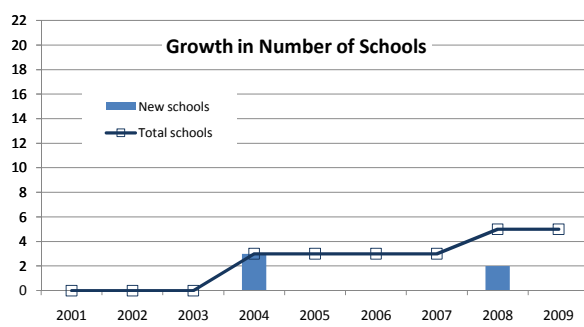
Website and e-mail
www.trinitycharterschools.org

Year Founded
2001

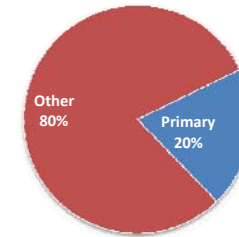
None

School Name	City	State	Year Founded	2009 Enrollment	Grade Levels Served From	Grade Levels Served To	Charter School	Virtual School	Made AYP	State Rating
Trinity Charter School- Harbor Academy (BOYS AND GIRLS HARBOR AC La Porte		TX	2008	28	k	8	YES	8	No	AEA: ACADEMICALLY ACCEPTABLE
Trinity Charter School - Austin	Canyon Lake	TX	2004	79	4	12	YES	12	No	AEA: ACADEMICALLY ACCEPTABLE
Trinity Charter School - Canyon Lake	Denton	TX	2004	58	k	10	YES	10	Yes	AEA: ACADEMICALLY ACCEPTABLE
Trinity Charter School - Denton	Katy	TX	2004	56	6	12	YES	12	No	AEA: ACADEMICALLY ACCEPTABLE
Trinity Charter School - Katy	Belton	TX	2008	56	6	12	YES	12	No	AEA: ACADEMICALLY ACCEPTABLE

Total Number of Schools in 2009-10= 5 **Number of States= 1** **Total Enrollment= 277** **Percent of Schools Making AYP= 100%**



Distribution of Schools by Level



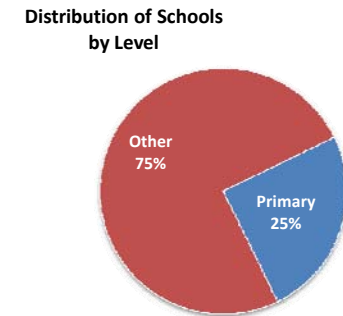
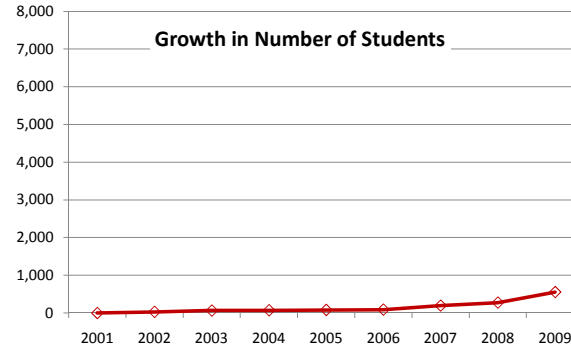
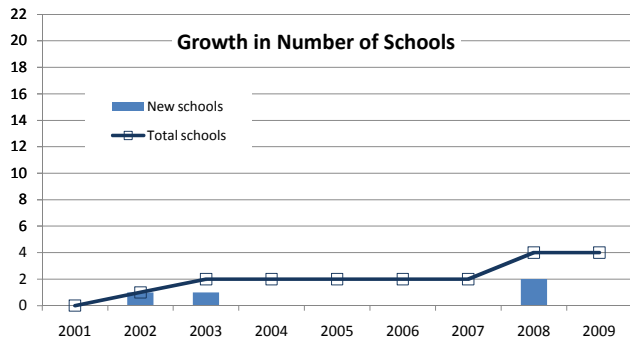
Notes:
a. Data for 2001 to 2006 are estimates for student growth
b. 2009 refers to the 2009-10 school year
c.

Discontinued School Name	Reason No Longer Profiled

Address	Telephone and Fax	Website and e-mail	Year Founded
2700 W. Broadway Blvd. Tucson, Arizona 85745	Phone 520-792-3255 Fax 520-792-3245	www.tucsoninternationalacademy.com JHerr520@aol.com	2002

School Name	City	State	Year Founded	2009 Enrollment	Grade Levels Served From	To	Charter School	Virtual School	Made AYP	State Rating
TIA East	Tucson	AZ	2008	38	k	9	YES	9	Yes	
TIA West	Tucson	AZ	2008	123	k	12	YES	12	Yes	
Tucson International Academy	Tucson	AZ	2002	347	k	12	YES	12	Yes	Performing
Tucson International Academy Midvale	Tucson	AZ	2003	43	k	12	YES	12	Yes	Performing

Total Number of Schools in 2009-10= 4 Number of States= 1 Total Enrollment= 551 Percent of Schools Making AYP= 100%



Notes:
a. Data for 2001 to 2006 are estimates for student growth
b. 2009 refers to the 2009-10 school year
c.

Discontinued School Name	Reason No Longer Profiled

Address
826 Broadway, 9th Floor
New York, New York 10003

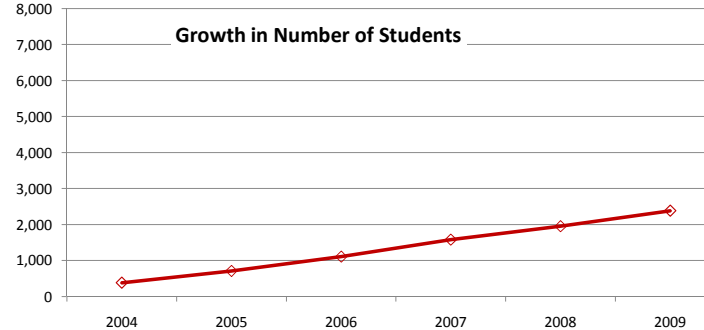
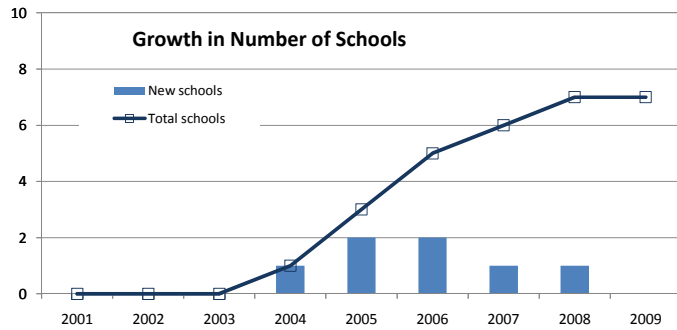
Telephone and Fax
Phone 212-844-3584
Fax 212-598-4076

Website and e-mail
www.uncommonschools.org
info@uncommonschools.org

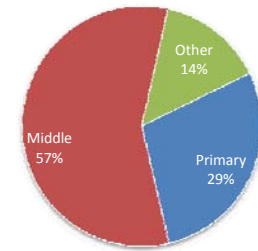
Year Founded
1997

School Name	City	State	Year Founded	2009 Enrollment	Grade Levels Served From	To	Charter School	Virtual School	Made AYP	State Rating
Bedford Stuyvesant Collegiate Charter School	New York	NY	2008	139	5	5	YES		Yes	In Good Standing
Excellence Charter School of Bedford Stuyvesant	New York	NY	2004	360	k	5	YES		Yes	In Good Standing
Kings Collegiate Charter School	New York	NY	2007	206	5	6	YES		Yes	In Good Standing
Leadership Prep Bedford Stuyvesant Charter School	New York	NY	2006	329	k	3	YES		Yes	In Good Standing
North Star Academy Charter School	Newark	NJ	2005	773	k	12	YES		Yes	
True North Rochester Preparatory Charter School	Rochester	NY	2006	275	5	7	YES		Yes	In Good Standing
Williamsburg Collegiate Charter School	New York	NY	2005	302	5	8	YES		Yes	In Good Standing

Total Number of Schools in 2009-10= 7 **Number of States= 2** **Total Enrollment= 2,384** **Percent of Schools Making AYP= 100%**



Distribution of Schools by Level



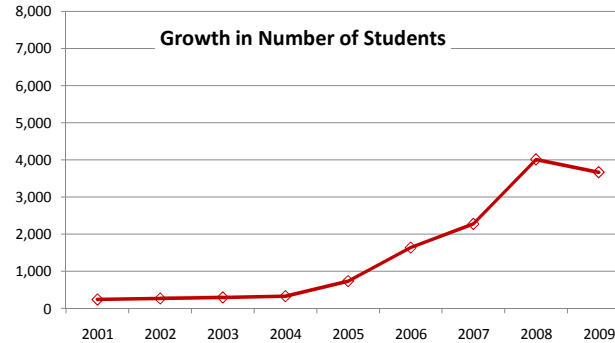
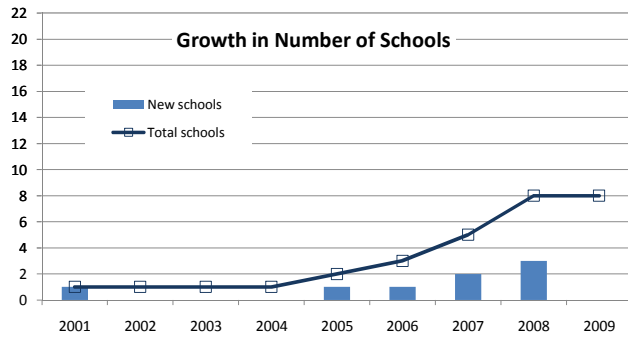
Notes:
a. Data for 2001 to 2006 are estimates for student growth
b. 2009 refers to the 2009-10 school year

Discontinued School Name	Reason No Longer Profiled
North Star Academy - Downtown Campus High School	North Star Academy operates under one charter and has only one state ID was mistakenly profiled as four schools last year
North Star Academy - Downtown Campus Middle School	
North Star Academy - Vailsburg Campus Elementary School	

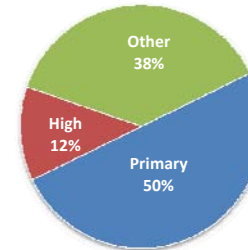
Address 954 W. Washington Boulevard, 3rd Flc Phone 312-432-6301 Chicago, Illinois 60607
Telephone and Fax 312-432-6301 Fax 312-432-0077
Website and e-mail www.unocharterschools.org
Year Founded 1998
Website and e-mail None

School Name	City	State	Year Founded	2009 Enrollment	Grade Levels Served From To	Charter School	Virtual School	Made AYP	State Rating
Carlos Fuentes Elementary	Chicago	IL	2006	476	k 9	YES		No	AEWS
Esperanza Charter School	New Orleans	LA	2007	332	k 8	YES		No	AUS
UNO Veterans Memorial Campus 1	Chicago	IL	2008	476	k 8	YES		No	AEWS
UNO Veterans Memorial Campus 2	Chicago	IL	2008	476	k 8	YES		No	AEWS
UNO Veterans Memorial High School	Chicago	IL	2008	476	9 9	YES		No	AEWS
Octavio Paz	Chicago	IL	1998	476	k 10	YES		No	AEWS
Officer Donald Marquez Charter	Chicago	IL	2007	476	k 11	YES		No	AEWS
Rufino Tamayo	Chicago	IL	2005	476	k 12	YES		No	AEWS

Total Number of Schools in 2009-10= 8 **Number of States= 1** **Total Enrollment= 3,666** **Percent of Schools Making AYP= 0%**



Distribution of Schools by Level



Notes:

- a. Data for 2001 to 2006 are estimates for student growth
- b. 2009 refers to the 2009-10 school year
- c. Campus enrollment not reported, district enrollment (3334) divided by number of campuses (7)

Discontinued School Name

Bartolomé de Las Casas Elementary(Las Casas Occupational HS)

Reason No Longer Profiled

Closed due to facility-related issues

Address
6221 Riverside Drive, #110
Irving, Texas 75039

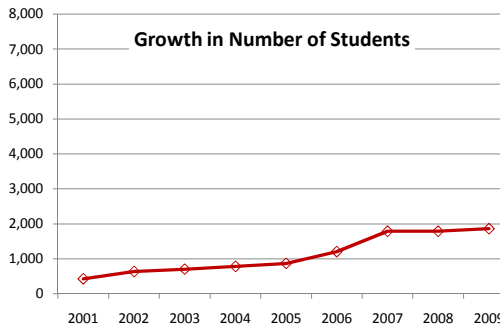
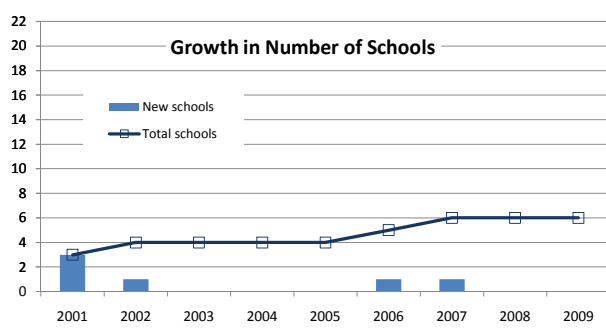
Telephone and Fax
Phone 972-869-3250
Fax 972-869-3282

Website and e-mail
www.winfreeacademy.com
poshea@winfreeacademy.com

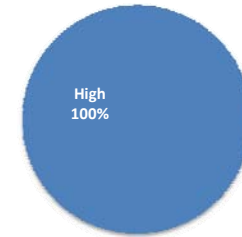
Year Founded
2000

School Name	City	State	Year Founded	2009 Enrollment	Grade Levels Served From	To	Charter School	Virtual School	Made AYP	State Rating
Winfree Academy Denton	Denton	TX	2007	258	9	12	YES		No	AEA: ACADEMICALLY ACCEPTABLE
Winfree Academy Grapevine	Grapevine	TX	2002	233	9	12	YES		No	AEA: ACADEMICALLY ACCEPTABLE
Winfree Academy Irving	Irving	TX	2000	338	9	12	YES		No	AEA: ACADEMICALLY ACCEPTABLE
Winfree Academy Lewisville	Lewisville	TX	2000	257	9	12	YES		No	AEA: ACADEMICALLY ACCEPTABLE
Winfree Academy North Richland Hills	Dallas	TX	2000	440	9	12	YES		No	AEA: ACADEMICALLY ACCEPTABLE
Winfree Academy Richardson	Richardson	TX	2006	336	9	12	YES		No	AEA: ACADEMICALLY ACCEPTABLE

Total Number of Schools in 2009-10= 6 **Number of States= 1** **Total Enrollment= 1,862** **Percent of Schools Making AYP= 0%**



Distribution of Schools by Level



Notes:
a. Data for 2001 to 2006 are estimates for student growth
b. 2009 refers to the 2009-10 school year
c.

Discontinued School Name	Reason No Longer Profiled

YES Prep Public Schools

Medium Company: Managing 4 to 9 Schools

2009-10

Address
6201 Bonhomme, Suite 168N
Houston, Texas 77036

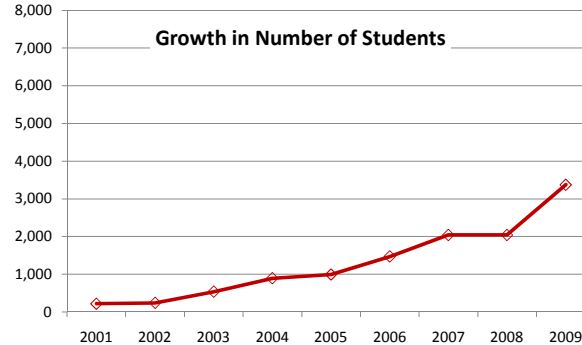
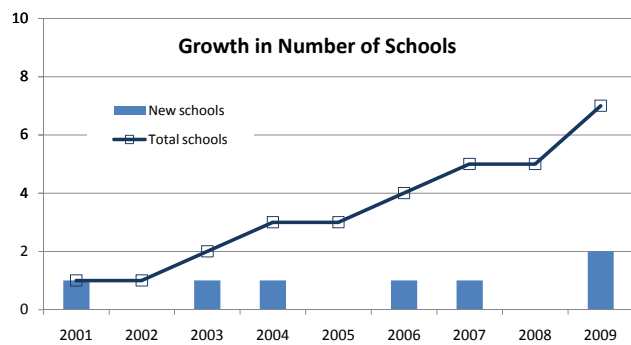
Telephone and Fax
Phone 713-574-7600
Fax 713-589-2502

Website and e-mail
www.yesprep.org
None

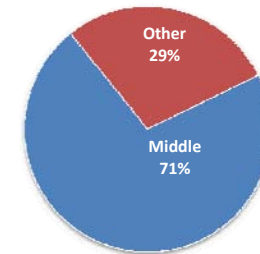
Year Founded
1998

School Name	City	State	Year Founded	2009 Enrollment	Grade Levels Served		Charter School	Virtual School	Made AYP	State Rating
					From	To				
YES PREP - WEST	Houston	TX	2009	118	6	7	YES			
YES PREP - WEST	Houston	TX	2009	144	6	7	YES			
YES Prep East End	Houston	TX	2006	584	6	7	YES		Yes	EXEMPLARY
YES Prep Lee	Houston	TX	2007	397	6	6	YES		Yes	EXEMPLARY
YES Southwest	Houston	TX	2004	588	6	9	YES		Yes	EXEMPLARY
YES Prep North Central	Houston	TX	2003	758	6	10	YES		Yes	EXEMPLARY
YES Prep Southeast	Houston	TX	1998	785	6	12	YES		Yes	EXEMPLARY

Total Number of Schools in 2009-10= 7 **Number of States= 1** **Total Enrollment= 3,374** **Percent of Schools Making AYP= 100%**



Distribution of Schools by Level



Notes:

- a. Data for 2001 to 2006 are estimates for student growth
- b. 2009 refers to the 2009-10 school year
- c.

Discontinued School Name	Reason No Longer Profiled

Academies of Excellence, Inc.

Small Company: Managing 3 or Fewer Schools

2009-10

Address
303 West Moody Boulevard
Bunnell, Florida 32110

Telephone and Fax
Phone 386-586-7500
Fax 386-845-9292

Website and e-mail
www.cornerstoneelem.com
None

Year Founded
2002

School Name	City	State	Year Founded	2009 Enrollment	Grade Levels Served		Charter School	Virtual School	Made AYP	State Rating
					From	To				
Boston Avenue Charter School	Deland	FL	2008	88	k	5	YES		NO	
Heritage Academy	Daytona Beach	FL	2005	165	9	12	YES		NO	H
Total Number of Schools in 2009-10= 2		Number of States= 1		Total Enrollment= 253		Percent of Schools Making AYP=		0%		

Notes:

- a. Data for 2001 to 2006 are estimates for student growth
- b. 2009 refers to the 2009-10 school year
- c.

Discontinued School Name	Reason No Longer Profiled

Academy of Tucson, Inc.

Small Company: Managing 3 or Fewer Schools

2009-10

Address
10720 E. 22nd Street
Tucson, Arizona 85748

Telephone and Fax
Phone 520-733-0096
Fax 520-733-0097

Website and e-mail
None
bud@at.tuccoemail.com

Year Founded
1999

School Name	City	State	Year Founded	2009 Enrollment	Grade Levels Served		Charter School	Virtual School	Made AYP	State Rating
					From	To				
Academy of Tucson Elementary School	Tucson	AZ	2003	267	k	5	YES		Yes	Excelling
Academy of Tucson Middle School	Tucson	AZ	2003	157	6	8	YES		Yes	Excelling
Academy of Tucson High School	Tucson	AZ	1999	168	9	12	YES		Yes	Excelling
Total Number of Schools in 2009-10= 3		Number of States= 1		Total Enrollment= 592		Percent of Schools Making AYP=		100%		

Notes:

- a. Data for 2001 to 2006 are estimates for student growth
- b. 2009 refers to the 2009-10 school year
- c.

Discontinued School Name	Reason No Longer Profiled

Albert Einstein Academy

Small Company: Managing 3 or Fewer Schools

2009-10

Address
3035 Ash Street
San Diego, CA 92102

Telephone and Fax
Phone 619-795-1190
Fax 619-795-1180

Website and e-mail
www.aeacs.org
None

Year Founded
2002

School Name	City	State	Year Founded	2009 Enrollment	Grade Levels Served		Charter School	Virtual School	Made AYP	State Rating
					From	To				
Albert Einstein Academy Charter	San Diego	CA	2002	451	K	5	YES		No	+21 API, Met Targets
Albert Einstein Academy Charter Middle	San Diego	CA	2006	244	6	8	YES		No	-5 API, Met 0 Targets
Total Number of Schools in 2009-10=		Number of States=		Total Enrollment=		Percent of Schools Making AYP=		0%		

Notes:

- a. Data for 2001 to 2006 are estimates for student growth
- b. 2009 refers to the 2009-10 school year
- c.

Discontinued School Name	Reason No Longer Profiled

Allsport Enterprises, Inc

Small Company: Managing 3 or Fewer Schools

2009-10

Address
265 W. Valencia Rd.
Tucson, Arizona 85706

Telephone and Fax
Phone 520-887-5863
Fax 520-887-5869

Website and e-mail
None
None

Year Founded
2007

School Name	City	State	Year Founded	2009 Enrollment	Grade Levels Served		Charter School	Virtual School	Made AYP	State Rating
					From	To				
Allsport Academy	Tucson	AZ	2001	59	5	9	YES		No	Underperforming
Total Number of Schools in 2009-10=		Number of States=		Total Enrollment=		Percent of Schools Making AYP=		0%		

Notes:

- a. Data for 2001 to 2006 are estimates for student growth
- b. 2009 refers to the 2009-10 school year
- c.

Discontinued School Name	Reason No Longer Profiled

Arizona Academy of Leadership, Inc.

Small Company: Managing 3 or Fewer Schools

2009-10

Address
265 W. Valencia Rd.
Tucson, Arizona 85706

Telephone and Fax
Phone 520-887-5863
Fax 520-887-5869

Website and e-mail
None
None

Year Founded
2007

School Name	City	State	Year Founded	2009 Enrollment	Grade Levels Served		Charter School	Virtual School	Made AYP	State Rating
					From	To				
Arizona Academy of Leadership	Tucson	AZ	2007	184	k	7	YES		Yes	Performing
Arizona Academy of Leadership - Central	Tucson	AZ	2008	58	k	6	YES		Yes	Performing
Young Leaders Primary School	Tucson	AZ	2008	58	K	3	YES		Yes	0%
Total Number of Schools in 2009-10= 3		Number of States= 1		Total Enrollment= 300		Percent of Schools Making AYP=			100%	

Notes:

- a. Data for 2001 to 2006 are estimates for student growth
- b. 2009 refers to the 2009-10 school year
- c.

Discontinued School Name	Reason No Longer Profiled

Arizona Agribusiness and Equine Center, Inc.

Small Company: Managing 3 or Fewer Schools

2009-10

Address
3636 N. Central, Suite 850
Phoenix, AZ 85012

Telephone and Fax
Phone 602-297-8500
Fax 602-297-8540

Website and e-mail
www.aehighschools.com
wconley@aehighschools.com

Year Founded
2004

School Name	City	State	Year Founded	2009 Enrollment	Grade Levels Served		Charter School	Virtual School	Made AYP	State Rating
					From	To				
AAEC - SMCC Campus	Phoenix	AZ	1997	360	9	12	YES		Yes	Highly Performing
AAEC Paradise Valley	Phoenix	AZ	1998	300	9	12	YES		No	Excelling
Arizona Agribusiness & Equine Center - Red Mountain	Mesa	AZ	2005	158	9	12	YES		Yes	Excelling
Total Number of Schools in 2009-10= 3		Number of States= 1		Total Enrollment= 818		Percent of Schools Making AYP=			67%	

Notes:

- a. Data for 2001 to 2006 are estimates for student growth
- b. 2009 refers to the 2009-10 school year
- c.

Discontinued School Name	Reason No Longer Profiled

Arizona Community Development Corporation

Small Company: Managing 3 or Fewer Schools

2009-10

Address	Telephone and Fax	Website and e-mail	Year Founded
2050 North Wilmot Road Tucson, AZ 95712	Phone 520-721-4205 Fax 520-721-4263	None None	2002

School Name	City	State	Year Founded	2009 Enrollment	Grade Levels Served		Charter School	Virtual School	Made AYP	State Rating
					From	To				
La Paloma Academy	Tucson	AZ	2002	676	k	8	YES		Yes	Excelling
La Paloma Academy Lakeside	Tucson	AZ	2003	806	k	8	YES		Yes	Performing Plus
Total Number of Schools in 2009-10= 2		Number of States= 1		Total Enrollment= 1,482		Percent of Schools Making AYP=			100%	

Notes:

- a. Data for 2001 to 2006 are estimates for student growth
- b. 2009 refers to the 2009-10 school year
- c.

Discontinued School Name	Reason No Longer Profiled

Aspira of Florida, Inc.

Small Company: Managing 3 or Fewer Schools

2009-10

Address	Telephone and Fax	Website and e-mail	Year Founded
4100 NE 2nd Avenue, Suite 302 Miami, FL 33137	Phone 305-576-8494 Fax 305-576-6217	www.aspiraf1.org aspiraf1@aol.com	1981

School Name	City	State	Year Founded	2009 Enrollment	Grade Levels Served		Charter School	Virtual School	Made AYP	State Rating
					From	To				
ASPIRA - Eugenio Maria De Hostos Youth Leadership Charter School	Miami	FL	2001	530	6	8	YES		No	B
ASPIRA Youth Leadership Charter School	Miami	FL	1998	595	6	8	YES		No	C
ASPIRA South Youth Leadership Charter School	Homestead	FL	1999	298	6	8	YES		No	A
Total Number of Schools in 2009-10= 3		Number of States= 1		Total Enrollment= 1,423		Percent of Schools Making AYP=			0%	

Notes:

- a. Data for 2001 to 2006 are estimates for student growth
- b. 2009 refers to the 2009-10 school year
- c.

Discontinued School Name	Reason No Longer Profiled

Association for Development of Academic Excellence

Small Company: Managing 3 or Fewer Schools

2009-10

Address
8415 W Belfort
Houston, TX 77071

Telephone and Fax
Phone 713-270-5994
Fax 713-270-1302

Website and e-mail
None
None

Year Founded
1996

School Name	City	State	Year Founded	2009 Enrollment	Grade Levels Served From	Grade Levels Served To	Charter School	Virtual School	Made AYP	State Rating
Girls and Boys Preparatory Academy Elementary	Houston	TX		418	K	4	YES		Yes	RECOGNIZED
Girls and Boys Preparatory Academy Middle School	Houston	TX		171	5	8	YES		Yes	ACADEMICALLY ACCEPTABLE
Girls and Boys Preparatory High School	Houston	TX		157	9	12	YES		Yes	ACADEMICALLY ACCEPTABLE
Total Number of Schools in 2009-10= 3		Number of States= 1		Total Enrollment= 746		Percent of Schools Making AYP=		100%		

Notes:

- a. Data for 2001 to 2006 are estimates for student growth
- b. 2009 refers to the 2009-10 school year
- c.

Discontinued School Name	Reason No Longer Profiled

BASIS School, Inc.

Small Company: Managing 3 or Fewer Schools

2009-10

Address
11440 N. 136th Street
Scottsdale, Arizona 85259

Telephone and Fax
Phone 480-451-7500
Fax 480-451-4555

Website and e-mail
basisscottsdale.org
jhillis@basisscottsdale.org

Year Founded
1998

School Name	City	State	Year Founded	2009 Enrollment	Grade Levels Served From	Grade Levels Served To	Charter School	Virtual School	Made AYP	State Rating
BASIS Scottsdale	Scottsdale	AZ	2003	597	5	12	YES		Yes	Excelling
BASIS Tucson	Tucson	AZ	1998	651	5	12	YES		Yes	Excelling
Total Number of Schools in 2009-10= 2		Number of States= 1		Total Enrollment= 1,248		Percent of Schools Making AYP=		100%		

Notes:

- a. Data for 2001 to 2006 are estimates for student growth
- b. 2009 refers to the 2009-10 school year
- c.

Discontinued School Name	Reason No Longer Profiled

Bay Area Charter School, Inc.

Small Company: Managing 3 or Fewer Schools

2009-10

Address	Telephone and Fax	Website and e-mail	Year Founded
P.O. Box 2126 League City, TX 77574	Phone 281-316-0001 Fax 281-316-0018	bayareacharter.com info@bayareacharter.com	1998

School Name	City	State	Year Founded	2009 Enrollment	Grade Levels Served		Charter School	Virtual School	Made AYP	State Rating
					From	To				
Bay Area Charter Elementary School	El Lago	TX	2000	258	K	5	YES		Yes	RECOGNIZED
Bay Area Charter Middle School	League City	TX	2000	27	6	8	YES		Yes	Academic acceptable
Ed White Memorial High School	League City	TX	2008	84	8	12	YES		Yes	AEA: ACADEMICALLY ACCEPTABLE
Total Number of Schools in 2009-10= 3		Number of States= 1		Total Enrollment= 369		Percent of Schools Making AYP=			100%	

Notes:

- a. Data for 2001 to 2006 are estimates for student growth
- b. 2009 refers to the 2009-10 school year
- c. The organization's year founded was estimated using the earliest year for which school information was available.

Discontinued School Name	Reason No Longer Profiled

Beginning with Children Foundation

Small Company: Managing 3 or Fewer Schools

2009-10

Address	Telephone and Fax	Website and e-mail	Year Founded
575 Lexington Ave New York, NY 10022	Phone 212-750-9320 Fax 212-753-5927	www.bwcf.org info@bwcf.org	1989

School Name	City	State	Year Founded	2009 Enrollment	Grade Levels Served		Charter School	Virtual School	Made AYP	State Rating
					From	To				
Beginning with Children Charter School	New York	NY	2001	447	k	8	YES		Yes	Good Standing
Community Partnership Charter School	New York	NY	2000	298	k	5	YES		Yes	In Good Standing
Total Number of Schools in 2009-10= 2		Number of States= 1		Total Enrollment= 745		Percent of Schools Making AYP=			100%	

Notes:

- a. Data for 2001 to 2006 are estimates for student growth
- b. 2009 refers to the 2009-10 school year
- c.

Discontinued School Name	Reason No Longer Profiled

Betty Shabazz International Charter School

Small Company: Managing 3 or Fewer Schools

2009-10

Address
7823 S. Ellis Ave
Chicago, IL 60619

Telephone and Fax
Phone 773-651-1221
Fax 773-651-0302

Website and e-mail
www.bsics.net
None

Year Founded
1998

School Name	City	State	Year Founded	2009 Enrollment	Grade Levels Served From	Grade Levels Served To	Charter School	Virtual School	Made AYP	State Rating
Barbara A. Sizemore Academy	Chicago	IL	2007	293	k	8	YES		NO	Fully Recognized
Betty Shabazz International Charter School	Chicago	IL	1998	293	k	9	YES		NO	Fully Recognized
DuSable Leadership Academy	Chicago	IL	2006	293	9	12	YES		NO	Fully Recognized
Total Number of Schools in 2009-10= 3		Number of States= 1		Total Enrollment= 880		Percent of Schools Making AYP=		0%		

Notes:

- a. Data for 2001 to 2006 are estimates for student growth
- b. 2009 refers to the 2009-10 school year
- c.

Discontinued School Name	Reason No Longer Profiled

Brighter Choice Charter Schools

Small Company: Managing 3 or Fewer Schools

2009-10

Address
250 Central Avenue
Albany, NY 12206

Telephone and Fax
Phone 518-694-4100
Fax 518-694-4123

Website and e-mail
www.brighterchoice.org
None

Year Founded
2002

School Name	City	State	Year Founded	2009 Enrollment	Grade Levels Served From	Grade Levels Served To	Charter School	Virtual School	Made AYP	State Rating
Brighter Choice School for Boys	Albany	NY	2002	234	k	4	YES		Yes	In Good Standing
Brighter Choice School for Girls	Albany	NY	2002	235	k	4	YES		Yes	In Good Standing
Total Number of Schools in 2009-10= 2		Number of States= 1		Total Enrollment= 469		Percent of Schools Making AYP=		50%		

Notes:

- a. Data for 2001 to 2006 are estimates for student growth
- b. 2009 refers to the 2009-10 school year
- c.

Discontinued School Name	Reason No Longer Profiled

Bright Star Schools

Small Company: Managing 3 or Fewer Schools

2009-10

Address
2636 Mansfield Avenue
Los Angeles, CA 90016

Telephone and Fax
Phone 323-954-9957
Fax 323-954-6415

Website and e-mail
www.brightstarschools.org
info@brightstarschools.org

Year Founded
2003

School Name	City	State	Year Founded	2009 Enrollment	Grade Levels Served From	Grade Levels Served To	Charter School	Virtual School	Made AYP	State Rating
Stella Middle Charter Academy	Los Angeles	CA	2003	419	5	8	YES		No	No valid base API
Bright Star Secondary Charter Academy	Los Angeles	CA	2006	129	9	11	YES		Yes	+38, Met Targets
Total Number of Schools in 2009-10= 2		Number of States= 1		Total Enrollment= 548		Percent of Schools Making AYP=		50%		

Notes:

- a. Data for 2001 to 2006 are estimates for student growth
- b. 2009 refers to the 2009-10 school year
- c.

Discontinued School Name	Reason No Longer Profiled

Buckeye On-Line School for Success

Small Company: Managing 3 or Fewer Schools

2009-10

Address
119 East Fifth Street
East Liverpool, OH 43920

Telephone and Fax
Phone 866-642-9237
Fax 330-385-4535

Website and e-mail
www.buckeye.schoolfusion.us
None

Year Founded
2004

School Name	City	State	Year Founded	2009 Enrollment	Grade Levels Served From	Grade Levels Served To	Charter School	Virtual School	Made AYP	State Rating
Buckeye On-line School for Success	East Liverpool	OH	2004	1755	k	12	YES	YES	No	Improvement Year 4
Total Number of Schools in 2009-10= 1		Number of States= 1		Total Enrollment= 1,755		Percent of Schools Making AYP=		0%		

Notes:

- a. Data for 2001 to 2006 are estimates for student growth
- b. 2009 refers to the 2009-10 school year
- c.

Discontinued School Name	Reason No Longer Profiled

CAFA, Inc.

Small Company: Managing 3 or Fewer Schools

2009-10

Address	Telephone and Fax	Website and e-mail	Year Founded
1120 S. Gilbert Road Gilbert, AZ 85296	Phone 480-635-1900 Fax 480-635-1906	None	2002

School Name	City	State	Year Founded	2009 Enrollment	Grade Levels Served		Charter School	Virtual School	Made AYP	State Rating
					From	To				
Learning Foundation and Performing Arts Alta Mesa	Mesa	AZ	2006	127	k	8	YES		Yes	Performing
Learning Foundation Performing Arts School	Mesa	AZ	2003	161	k	10	YES		Yes	Performing Plus
Learning Foundation and Performing Arts Gilbert	Gilbert	AZ	2006	242	k	10	YES		Yes	Performing Plus
Total Number of Schools in 2009-10= 3		Number of States= 1		Total Enrollment= 530		Percent of Schools Making AYP=			100%	

Notes:

- a. Data for 2001 to 2006 are estimates for student growth
- b. 2009 refers to the 2009-10 school year
- c.

Discontinued School Name	Reason No Longer Profiled

Calli Ollin Academy

Small Company: Managing 3 or Fewer Schools

2009-10

Address	Telephone and Fax	Website and e-mail	Year Founded
200 North Stone Avenue, Third Floor Tucson, AZ 85702	Phone 520-882-3029 Fax 520-882-3041	www.calliollin.com	1996

School Name	City	State	Year Founded	2009 Enrollment	Grade Levels Served		Charter School	Virtual School	Made AYP	State Rating
					From	To				
Calli Ollin Academy	Tucson	AZ	1997	58	9	12	YES		No	Underperforming
Calli Ollin Academy	Tucson	AZ	2005	66	9	12	YES		No	0%
Toltecali High School	Tucson	AZ	2002	138	9	12	YES		Yes	Performing
Total Number of Schools in 2009-10= 3		Number of States= 1		Total Enrollment= 262		Percent of Schools Making AYP=			33%	

Notes:

- a. Data for 2001 to 2006 are estimates for student growth
- b. 2009 refers to the 2009-10 school year
- c.

Discontinued School Name	Reason No Longer Profiled

Calvin Nelms Charter Schools

Small Company: Managing 3 or Fewer Schools

2009-10

Address	Telephone and Fax	Website and e-mail	Year Founded
20625 Clay Road Katy, TX 77449	Phone 281-398-8031 Fax 281-398-8032	cnchs.net None	1999

School Name	City	State	Year Founded	2009 Enrollment	Grade Levels Served From To	Charter School	Virtual School	Made AYP	State Rating		
Calvin Nelms High School	Katy	TX	1999	181	9 12	YES		No	AEA: ACADEMICALLY ACCEPTABLE		
Calvin Nelms Middle School	Katy	TX	2002	68	5 8	YES		Yes	ACADEMICALLY ACCEPTABLE		
Calvin Nelms Northwest	Katy	TX	2005	48	K 12	YES		Yes	RECOGNIZED		
Total Number of Schools in 2009-10=			3	Number of States=		1	Total Enrollment=		297	Percent of Schools Making AYP=	67%

Notes:

- a. Data for 2001 to 2006 are estimates for student growth
- b. 2009 refers to the 2009-10 school year
- c. The organization's year founded was estimated using the earliest year for which school information was available.

Discontinued School Name	Reason No Longer Profiled

Celerity Educational Group

Small Company: Managing 3 or Fewer Schools

2009-10

Address	Telephone and Fax	Website and e-mail	Year Founded
3417 West Jefferson Blvd Los Angeles, CA 90018	Phone 323-732-6613 Fax 323-733-2977	http://www.celerityschools.org/ vmcfarlane@celeryschools.org	2005

School Name	City	State	Year Founded	2009 Enrollment	Grade Levels Served From To	Charter School	Virtual School	Made AYP	State Rating		
Celerity Dyad Charter School	Los Angeles	CA	2007	253	k 6	YES		Yes	+118 API, Met Targets		
Celerity Nascent Charter School	Los Angeles	CA	2005	618	k 8	YES		Yes	+112 API, Met Targets		
Celerity Troika Charter School	Los Angeles	CA	2007	99	k 6	YES		Yes	+279 API, Met Targets		
Total Number of Schools in 2009-10=			3	Number of States=		1	Total Enrollment=		970	Percent of Schools Making AYP=	33%

Notes:

- a. Data for 2001 to 2006 are estimates for student growth
- b. 2009 refers to the 2009-10 school year
- c.

Discontinued School Name	Reason No Longer Profiled

Cesar Chavez Public Charter Schools

Small Company: Managing 3 or Fewer Schools

2009-10

Address	Telephone and Fax	Website and e-mail	Year Founded
709 12th Street SE Washington, DC 20003	Phone 202-547-3975 Fax 202-547-3449	www.cesarchavezhs.org irasema.saicido@chavezschools.org	1998

School Name	City	State	Year Founded	2009 Enrollment	Grade Levels Served		Charter School	Virtual School	Made AYP	State Rating	
					From	To					
Chavez Prep	Washington DC	DC	2007	231	6	8	YES		No	55.47%, 28.46%	
Chavez Capitol Hill Campus	Washington DC	DC	1998	427	9	12	YES		Yes	3.30%, 3.30%	
Chavez Parkside Campus	Washington DC	DC	2004	725	6	12	YES		No	4.81%, 4.35%	
Total Number of Schools in 2009-10=			3	Number of States=		1	Total Enrollment=		1,383	Percent of Schools Making AYP=	33%

Notes:

- a. Data for 2001 to 2006 are estimates for student growth
- b. 2009 refers to the 2009-10 school year
- c.

Discontinued School Name	Reason No Longer Profiled

Civitas Schools

Small Company: Managing 3 or Fewer Schools

2009-10

Address	Telephone and Fax	Website and e-mail	Year Founded
1033 W. Van Buren St, Suite 640 Chicago, IL 60607	Phone 312-733-6790 Fax 312-733-8470	www.civitasschools.org info@transitionsconsultants.com	2004

School Name	City	State	Year Founded	2009 Enrollment	Grade Levels Served		Charter School	Virtual School	Made AYP	State Rating	
					From	To					
Chicago International Charter School - Wrightwood Campus	Chicago	IL	2005	560	k	7	YES		NO	AWS	
Chicago International Charter School - North Academy Campus	Chicago	IL	2003	560	9	12	YES		NO	AWS	
Chicago International Charter School - Ralph Ellison Campus	Chicago	IL	2006	560	9	12	YES		NO	AWS	
Total Number of Schools in 2009-10=			3	Number of States=		1	Total Enrollment=		1,680	Percent of Schools Making AYP=	0%

Notes:

- a. Data for 2001 to 2006 are estimates for student growth
- b. 2009 refers to the 2009-10 school year
- c.

Discontinued School Name	Reason No Longer Profiled

Community & Economic Development Organization of Gads Small Company: Managing 3 or Fewer Schools

2009-10

Address
20 E. Washington Street
Quincy, Florida 32351

Telephone and Fax
Phone 850-627-7656
Fax 850-875-1403

Website and e-mail
None
None

Year Founded
1982

School Name	City	State	Year Founded	2009 Enrollment	Grade Levels Served From	Grade Levels Served To	Charter School	Virtual School	Made AYP	State Rating
Crossroad Academy Charter School of Business	Quincy	FL	2001	310	k	6	YES		Yes	A
Total Number of Schools in 2009-10= 1		Number of States= 1		Total Enrollment= 310		Percent of Schools Making AYP=		100%		

Notes:

- a. Data for 2001 to 2006 are estimates for student growth
- b. 2009 refers to the 2009-10 school year
- c.

Discontinued School Name	Reason No Longer Profiled

Creative Urban Education, Inc.

Small Company: Managing 3 or Fewer Schools

2009-10

Address
20900 Oakwood Blvd
Dearborn, MI 48124

Telephone and Fax
Phone 313-481-4000
Fax 313-982-6195

Website and e-mail
None
through website

Year Founded
2009

School Name	City	State	Year Founded	2009 Enrollment	Grade Levels Served From	Grade Levels Served To	Charter School	Virtual School	Made AYP	State Rating
Henry Ford Academy: School for Creative Studies	Detroit	MI	2009	382	6	10	YES		No	No Grade
Total Number of Schools in 2009-10= 1		Number of States= 1		Total Enrollment= 382		Percent of Schools Making AYP=		0%		

Notes:

- a. Data for 2001 to 2006 are estimates for student growth
- b. 2009 refers to the 2009-10 school year
- c.

Discontinued School Name	Reason No Longer Profiled

Daisy Education Corporation

Small Company: Managing 3 or Fewer Schools

2009-10

Address
2325 W. Sunset Road
Tucson, Arizona 85741

Telephone and Fax
Phone 520-665-3400
Fax 520-665-3420

Website and e-mail
www.sonoranacademy.org/dist
aoksuz@sonoranacademy.org

Year Founded
2001

School Name	City	State	Year Founded	2009 Enrollment	Grade Levels Served From	Grade Levels Served To	Charter School	Virtual School	Made AYP	State Rating
Paragon Science Academy Elementary School	Chandler	AZ	2008	377	k	5	YES		Yes	0%
Sonoran Science Academy - Phoenix	Tucson	AZ	2004	319	k	12	YES		Yes	Highly Performing
Sonoran Science Academy - Tucson (Davis Monthan)	Tucson	AZ	2001	114	k	12	YES		Yes	Excelling
Total Number of Schools in 2009-10= 3		Number of States= 1		Total Enrollment= 810		Percent of Schools Making AYP=		100%		

Notes:

- a. Data for 2001 to 2006 are estimates for student growth
- b. 2009 refers to the 2009-10 school year
- c.

Discontinued School Name	Reason No Longer Profiled

DC Prep

Small Company: Managing 3 or Fewer Schools

2009-10

Address
707 Edgewood Street, NE
Washington, DC 20017

Telephone and Fax
Phone 202-635-4590
Fax 202-635-4591

Website and e-mail
www.dcprep.org
None

Year Founded
2002

School Name	City	State	Year Founded	2009 Enrollment	Grade Levels Served From	Grade Levels Served To	Charter School	Virtual School	Made AYP	State Rating
DC Prep Benning Elementary Campus	Washington DC	DC	2008	257	k	1	YES		0	0%
DC Prep Edgewood Elementary Campus	Washington DC	DC	2007	404	k	3	YES		Yes	0%
DC Prep Edgewood Middle Campus	Washington DC	DC	2003	275	4	8	YES		No	0%
Total Number of Schools in 2009-10= 3		Number of States= 1		Total Enrollment= 936		Percent of Schools Making AYP=		50%		

Notes:

- a. Data for 2001 to 2006 are estimates for student growth
- b. 2009 refers to the 2009-10 school year
- c.

Discontinued School Name	Reason No Longer Profiled

Democratic Schools Research Institute

Small Company: Managing 3 or Fewer Schools

2009-10

Address
4618 San Pedro Ave Ste 104
San Antonio, TX 78217

Telephone and Fax
Phone 210-738-0020
Fax None

Website and e-mail
dsrinstitute.com
through website

Year Founded
2000

School Name	City	State	Year Founded	2009 Enrollment	Grade Levels Served From	To	Charter School	Virtual School	Made AYP	State Rating
Monticello	San Antonio	TX	2009	90	10	11	YES		No	NOT RATED: OTHER
San Antonio School for Inquiry & Creativity	San Antonio	TX	2009	283	k	12	YES		Yes	AEA: ACADEMICALLY ACCEPTABLE
Total Number of Schools in 2009-10= 2		Number of States= 1		Total Enrollment= 373		Percent of Schools Making AYP=		50%		

Notes:

- a. Data for 2001 to 2006 are estimates for student growth
- b. 2009 refers to the 2009-10 school year
- c.

Discontinued School Name	Reason No Longer Profiled

East Waco Innovative School Development, Inc.

Small Company: Managing 3 or Fewer Schools

2009-10

Address
1020 Elm Ave 100
Waco, TX 76704

Telephone and Fax
Phone 254-799-4191
Fax 254-799-4525

Website and e-mail
None

Year Founded
2008

School Name	City	State	Year Founded	2009 Enrollment	Grade Levels Served From	To	Charter School	Virtual School	Made AYP	State Rating
Audre and Bernard Rapoport Academy	Waco	TX	1998	178	k	4	YES		Yes	RECOGNIZED
Paul and Jame Meyer Public High School	Waco	TX	2009	89	9	12	YES		No	EXEMPLARY
Quinn Campus Public Middle School	Waco	TX	2008	102	5	8	YES		Yes	EXEMPLARY
Total Number of Schools in 2009-10= 3		Number of States= 1		Total Enrollment= 369		Percent of Schools Making AYP=		67%		

Notes:

- a. Data for 2001 to 2006 are estimates for student growth
- b. 2009 refers to the 2009-10 school year
- c.

Discontinued School Name	Reason No Longer Profiled

EDSYS, Inc.

Small Company: Managing 3 or Fewer Schools

2009-10

Address	Telephone and Fax	Website and e-mail	Year Founded
717 Liberty Avenue, Suite 900 Pittsburgh, Pennsylvania 15222	Phone 412-690-2489 Fax 412-690-2316	www.edsys.org info@edsys.org	2000

School Name	City	State	Year Founded	2009 Enrollment	Grade Levels Served From	Grade Levels Served To	Charter School	Virtual School	Made AYP	State Rating
City Charter High School	Pittsburgh	PA	2002	575	9	12	YES		Yes	Group met target
Total Number of Schools in 2009-10= 1		Number of States= 1		Total Enrollment= 575		Percent of Schools Making AYP=		100%		

Notes:

- a. Data for 2001 to 2006 are estimates for student growth
- b. 2009 refers to the 2009-10 school year
- c.

Discontinued School Name	Reason No Longer Profiled

EightCAP Inc.

Small Company: Managing 3 or Fewer Schools

2009-10

Address	Telephone and Fax	Website and e-mail	Year Founded
904 Oak Dr. Greenville, MI 48838	Phone 616-754-9315 Fax 616-754-9310	www.eightcap.org None	1966

School Name	City	State	Year Founded	2009 Enrollment	Grade Levels Served From	Grade Levels Served To	Charter School	Virtual School	Made AYP	State Rating
Threshold Academy	Orleans	MI	1996	175	K	6	YES		Yes	B
Total Number of Schools in 2009-10= 1		Number of States= 1		Total Enrollment= 175		Percent of Schools Making AYP=		100%		

Notes:

- a. Data for 2001 to 2006 are estimates for student growth
- b. 2009 refers to the 2009-10 school year
- c.

Discontinued School Name	Reason No Longer Profiled

Envision Schools Colorado

Small Company: Managing 3 or Fewer Schools

2009-10

Address
2540 Holly St
Denver, CO 80207-3228

Telephone and Fax
Phone 303-893-0805
Fax 303-320-7665

Website and e-mail
www.ventureprep.org
None

Year Founded
2009

School Name	City	State	Year Founded	2009 Enrollment	Grade Levels Served		Charter School	Virtual School	Made AYP	State Rating
					From	To				
Envision Leadership Prep	Denver	CO		179	6	10	YES			0%
Total Number of Schools in 2009-10= 1		Number of States= 1		Total Enrollment= 179		Percent of Schools Making AYP=		100%		

Notes:

- a. Data for 2001 to 2006 are estimates for student growth
- b. 2009 refers to the 2009-10 school year
- c.

Discontinued School Name	Reason No Longer Profiled

Espiritu Community Development Corporation

Small Company: Managing 3 or Fewer Schools

2009-10

Address
4848 South 2nd Street
Phoenix, AZ 85040

Telephone and Fax
Phone 602-243-7788
Fax 602-243-7799

Website and e-mail
www.espiritu.org
None

Year Founded
1995

School Name	City	State	Year Founded	2009 Enrollment	Grade Levels Served		Charter School	Virtual School	Made AYP	State Rating
					From	To				
Esperanza Montessori Academy	Phoenix	AZ	2004	330	K	3	YES		Yes	Performing
Reyes Maria Ruiz Leadership Academy	Phoenix	AZ	2004	197	4	6	YES		Yes	Performing Plus
NFL YET College Prep Academy	Phoenix	AZ	1995	322	7	12	YES		Yes	Performing Plus
Total Number of Schools in 2009-10= 3		Number of States= 1		Total Enrollment= 849		Percent of Schools Making AYP=		100%		

Notes:

- a. Data for 2001 to 2006 are estimates for student growth
- b. 2009 refers to the 2009-10 school year
- c.

Discontinued School Name	Reason No Longer Profiled

eStem Public Charter Schools, Inc.

Small Company: Managing 3 or Fewer Schools

2009-10

Address	Telephone and Fax	Website and e-mail	Year Founded
200 River Market Avenue, Suite 225 Little Rock, Arkansas 72201	Phone 501-374-324 (9200) Fax 501-324-9201	www.estemlr.net info@estemlr.net	2007

School Name	City	State	Year Founded	2009 Enrollment	Grade Levels Served		Charter School	Virtual School	Made AYP	State Rating
					From	To				
eStem Elementary Public Charter School	Little Rock	AR	2008	360	k	4	YES		Yes	A
eStem Middle Public Charter School	Little Rock	AR	2008	396	5	8	YES		Yes	A
eStem High Public Charter School	Little Rock	AR	2008	200	9	12	YES		Yes	A
Total Number of Schools in 2009-10= 3			Number of States= 1		Total Enrollment= 956		Percent of Schools Making AYP=			50%

Notes:

- a. Data for 2001 to 2006 are estimates for student growth
- b. 2009 refers to the 2009-10 school year
- c.

Discontinued School Name	Reason No Longer Profiled

Foundation for Behavioral Resources

Small Company: Managing 3 or Fewer Schools

2009-10

Address	Telephone and Fax	Website and e-mail	Year Founded
600 South Lincoln Street Augusta, MI 49012	Phone 269-731-5775 Fax 269-731-5246	None npeterson@fbrmichigan.org	1972

School Name	City	State	Year Founded	2009 Enrollment	Grade Levels Served		Charter School	Virtual School	Made AYP	State Rating
					From	To				
Arbor Academy	Battle Creek	MI	1998	220	k	6	YES		Yes	A
Oakland Academy	Kalamazoo	MI	1998	227	k	6	YES		Yes	A
Total Number of Schools in 2009-10= 2			Number of States= 1		Total Enrollment= 447		Percent of Schools Making AYP=			100%

Notes:

- a. Data for 2001 to 2006 are estimates for student growth
- b. 2009 refers to the 2009-10 school year
- c.

Discontinued School Name	Reason No Longer Profiled

Galapagos Charter

Small Company: Managing 3 or Fewer Schools

2009-10

Address
3814 W Iowa
Chicago, IL 60651

Telephone and Fax
Phone 773-384-9400
Fax 773-384-4866

Website and e-mail
www.galapagoscharter.org
Mlane@GalapagosCharter.org

Year Founded
2005

School Name	City	State	Year Founded	2009 Enrollment	Grade Levels Served From	Grade Levels Served To	Charter School	Virtual School	Made AYP	State Rating
Galapagos Charter School	Chicago	IL	2005	316	k	6	YES		YES	Fully Recognized
Total Number of Schools in 2009-10= 1		Number of States= 1		Total Enrollment= 316		Percent of Schools Making AYP=		100%		

Notes:

- a. Data for 2001 to 2006 are estimates for student growth
- b. 2009 refers to the 2009-10 school year
- c.

Discontinued School Name	Reason No Longer Profiled

Golden Rule Schools Inc.

Small Company: Managing 3 or Fewer Schools

2009-10

Address
2602 W Illinois Ave
Dallas, TX 75233

Telephone and Fax
Phone 214-333-9330
Fax 214-333-9325

Website and e-mail
goldenruledallas.org
through website

Year Founded
2002

School Name	City	State	Year Founded	2009 Enrollment	Grade Levels Served From	Grade Levels Served To	Charter School	Virtual School	Made AYP	State Rating
Golden Rule	Dallas	TX	2006	146	k	2	YES		No	NOT RATED: OTHER
Golden Rule Charter School	Dallas	TX	2002	539	k	8	YES		No	ACADEMICALLY UNACCEPTABLE
Golden Rule Desoto	De Soto	TX	2006	70	k	5	YES			
Total Number of Schools in 2009-10= 3		Number of States= 1		Total Enrollment= 755		Percent of Schools Making AYP=		0%		

Notes:

- a. Data for 2001 to 2006 are estimates for student growth
- b. 2009 refers to the 2009-10 school year
- c.

Discontinued School Name	Reason No Longer Profiled

Gulf Coast Council of Laraza, Inc.

Small Company: Managing 3 or Fewer Schools

2009-10

Address
4129 Greenwood Dr.
Corpus Christi, TX 78416

Telephone and Fax
Phone 361-881-9988
Fax 361-881-9994

Website and e-mail
gcclr.org
peter.fernandez@gcclr.org

Year Founded
1998

School Name	City	State	Year Founded	2009 Enrollment	Grade Levels Served From	Grade Levels Served To	Charter School	Virtual School	Made AYP	State Rating					
Accelerated Learning Center	Corpus Christi	TX	2006	156	k	12	YES		No	NOT RATED: OTHER					
Dr. M L Garza-Gonzalez Charter School	Corpus Christi	TX	1998	86	k	12	YES		No	AEA: ACADEMICALLY UNACCEPTABLE					
GCCLR Institute of Technology	Corpus Christi	TX	2006	40	9	12	YES		No	AEA: ACADEMICALLY UNACCEPTABLE					
Total Number of Schools in 2009-10=		3		Number of States=		1		Total Enrollment=		282		Percent of Schools Making AYP=		0%	

Notes:

- a. Data for 2001 to 2006 are estimates for student growth
- b. 2009 refers to the 2009-10 school year
- c.

Discontinued School Name	Reason No Longer Profiled

Harlem Village Academies

Small Company: Managing 3 or Fewer Schools

2009-10

Address
15 Penn Plaza #15
New York, NY 10001

Telephone and Fax
Phone 646-812-9501
Fax 646-390-2390

Website and e-mail
www.harlemvillageacademies.org
info@harlemvillage.org

Year Founded
2001

School Name	City	State	Year Founded	2009 Enrollment	Grade Levels Served From	Grade Levels Served To	Charter School	Virtual School	Made AYP	State Rating					
Harlem Village Academy Charter School EHVACS	New York	NY	2005	334	5	10	YES		yes	Subject to Charter School Law Provisions					
Harlem Village Academy Leadership	New York	NY	2007	289	5	10	YES		yes	In Good Standing					
Total Number of Schools in 2009-10=		2		Number of States=		1		Total Enrollment=		623		Percent of Schools Making AYP=		100%	

Notes:

- a. Data for 2001 to 2006 are estimates for student growth
- b. 2009 refers to the 2009-10 school year
- c.

Discontinued School Name	Reason No Longer Profiled

Honors Academy

Small Company: Managing 3 or Fewer Schools

2009-10

Address	Telephone and Fax	Website and e-mail	Year Founded
211 S Dallas St Wilmer, TX 75172	Phone 214-521-6365 Fax 214-526-3373	None	2009

School Name	City	State	Year Founded	2009 Enrollment	Grade Levels Served From	Grade Levels Served To	Charter School	Virtual School	Made AYP	State Rating
Wilmer Academy	Wilmer	TX	2009	177	k	8	DISTRICT			0%
Total Number of Schools in 2009-10= 1		Number of States= 1		Total Enrollment= 177		Percent of Schools Making AYP=		0%		

Notes:

- a. Data for 2001 to 2006 are estimates for student growth
- b. 2009 refers to the 2009-10 school year
- c.

Discontinued School Name	Reason No Longer Profiled

Hyde Leadership Schools

Small Company: Managing 3 or Fewer Schools

2009-10

Address	Telephone and Fax	Website and e-mail	Year Founded
101 T Street NE Washington, DC 20002	Phone 202-529-4400 Fax 202-529-4500	www.hydedc.org info@hydedc.org	1999

School Name	City	State	Year Founded	2009 Enrollment	Grade Levels Served From	Grade Levels Served To	Charter School	Virtual School	Made AYP	State Rating
Hyde Leadership charter School	New York	NY	2006	589	k	8	YES		Yes	In Good Standing
HYDE Leadership School	Washington DC	DC	1999	741	k	12	YES		No	42.81%, 35.74%
Total Number of Schools in 2009-10= 2		Number of States= 1		Total Enrollment= 1,330		Percent of Schools Making AYP=		50%		

Notes:

- a. Data for 2001 to 2006 are estimates for student growth
- b. 2009 refers to the 2009-10 school year
- c.

Discontinued School Name	Reason No Longer Profiled

ISUS International

Small Company: Managing 3 or Fewer Schools

2009-10

Address
140 North Keowee Street
Dayton, Ohio 45402

Telephone and Fax
Phone 937-223-2323
Fax 937-223-9303

Website and e-mail
www.isusinc.com
None

Year Founded
2004

School Name	City	State	Year Founded	2009 Enrollment	Grade Levels Served		Charter School	Virtual School	Made AYP	State Rating
					From	To				
ISUS Institute Of Construction Technology	Dayton	OH	1999	134	9	12	YES		No	Improvement Year 1
ISUS Institute of Health Care	Dayton	OH	2004	38	9	12	YES		No	Improvement Year 1
ISUS Trade & Technology Prep - Manufacturing	Dayton	OH	2004	35	9	12	YES		Yes	Improvement Year 1 (Delay)
Total Number of Schools in 2009-10= 3			Number of States= 1		Total Enrollment= 207		Percent of Schools Making AYP=			33%

Notes:

- a. Data for 2001 to 2006 are estimates for student growth
- b. 2009 refers to the 2009-10 school year
- c.

Discontinued School Name	Reason No Longer Profiled

Jubilee Academic Center, Inc.

Small Company: Managing 3 or Fewer Schools

2009-10

Address
4434 Roland
San Antonio, TX 78222

Telephone and Fax
Phone 210-333-6227
Fax 210-337-2357

Website and e-mail
jubileeacademiccenter.com
None

Year Founded
2008

School Name	City	State	Year Founded	2009 Enrollment	Grade Levels Served		Charter School	Virtual School	Made AYP	State Rating
					From	To				
Alpha Academy	San Antonio	TX	2008	108	4	12	YES		Yes	ACADEMICALLY ACCEPTABLE
BCFS - San Antonio	San Antonio	TX	2008	23	k	12	YES		No	AEA: ACADEMICALLY ACCEPTABLE
Jubilee Academy	San Antonio	TX	2008	504	k	12	YES		Yes	RECOGNIZED
Total Number of Schools in 2009-10= 3			Number of States= 1		Total Enrollment= 635		Percent of Schools Making AYP=			67%

Notes:

- a. Data for 2001 to 2006 are estimates for student growth
- b. 2009 refers to the 2009-10 school year
- c. The organization's year founded was estimated using the earliest year for which school information was available.

Discontinued School Name	Reason No Longer Profiled

L. Lowell Byrd Memorial Education and Community Dev. Cor. Small Company: Managing 3 or Fewer Schools

2009-10

Address 7860 W. Fuqua Missouri City, TX 77489
Telephone and Fax Phone 281-988-9201 Fax 281-988-9201
Website and e-mail None
Year Founded 1999

School Name	City	State	Year Founded	2009 Enrollment	Grade Levels Served From	To	Charter School	Virtual School	Made AYP	State Rating
La Amistad Love & Learning Academy Missouri City	Missouri City	TX	2008	9	k	4	YES		No	NOT RATED: OTHER
La Amistad Love & Learning Academy	Houston	TX	1999	255	k	3	YES		No	NOT RATED: OTHER
La Amistad Love & Learning Academy	Houston	TX	2008	83	k	4	YES		No	NOT RATED: OTHER
Total Number of Schools in 2009-10= 3			Number of States= 1		Total Enrollment= 347		Percent of Schools Making AYP=			0%

Notes:

- a. Data for 2001 to 2006 are estimates for student growth
- b. 2009 refers to the 2009-10 school year
- c. The organization's year founded was estimated using the earliest year for which school information was available.

Discontinued School Name	Reason No Longer Profiled

Metro Charter Academy

Small Company: Managing 3 or Fewer Schools

2009-10

Address 1111 Gibbins Rd Arlington, TX 76011
Telephone and Fax Phone 817-226-1261 Fax 817-226-1758
Website and e-mail None
Year Founded 2001

School Name	City	State	Year Founded	2009 Enrollment	Grade Levels Served From	To	Charter School	Virtual School	Made AYP	State Rating
Excel Center - Fort Worth	Fort Worth	TX	2007	49	k	12	YES		No	NOT RATED: OTHER
Excel Center - Lewisville	Lewisville	TX	2007	11	1	12	YES		No	NOT RATED: OTHER
Metro Academy of Math and Science	Arlington	TX	2001	299	k	8	YES		Yes	ACADEMICALLY ACCEPTABLE
Total Number of Schools in 2009-10= 3			Number of States= 1		Total Enrollment= 359		Percent of Schools Making AYP=			33%

Notes:

- a. Data for 2001 to 2006 are estimates for student growth
- b. 2009 refers to the 2009-10 school year
- c. The organization's year founded was estimated using the earliest year for which school information was available.

Discontinued School Name	Reason No Longer Profiled

Midland Charter Initiative

Small Company: Managing 3 or Fewer Schools

2009-10

Address	Telephone and Fax	Website and e-mail	Year Founded
4653 Bailey Bridge Road Midland, MI 48640	Phone 989-496-2404 Fax 989-496-2466	www.midlandacademy.com info@midlandacademy.com	1995

School Name	City	State	Year Founded	2009 Enrollment	Grade Levels Served From To	Charter School	Virtual School	Made AYP	State Rating
Midland Academy of Advanced & Creative Studies	Midland	MI	1997	248	k 12	YES		Yes	A
Total Number of Schools in 2009-10= 1		Number of States= 1		Total Enrollment= 248		Percent of Schools Making AYP=		100%	

Notes:

- a. Data for 2001 to 2006 are estimates for student growth
- b. 2009 refers to the 2009-10 school year
- c.

Discontinued School Name	Reason No Longer Profiled

Nataki Talibah Schoolhouse

Small Company: Managing 3 or Fewer Schools

2009-10

Address	Telephone and Fax	Website and e-mail	Year Founded
19176 Northrop Detroit, Michigan 48219	Phone 313-531-3720 Fax 313-531-3779	www.ntsds.com snelson@ntsds.com	1995

School Name	City	State	Year Founded	2009 Enrollment	Grade Levels Served From To	Charter School	Virtual School	Made AYP	State Rating
Nataki Talibah Schoolhouse of Detroit	Detroit	MI	1995	396	k 5	YES		Yes	C
Total Number of Schools in 2009-10= 1		Number of States= 1		Total Enrollment= 396		Percent of Schools Making AYP=		100%	

Notes:

- a. Data for 2001 to 2006 are estimates for student growth
- b. 2009 refers to the 2009-10 school year
- c.

Discontinued School Name	Reason No Longer Profiled

New America Schools

Small Company: Managing 3 or Fewer Schools

2009-10

Address
9125 E Seventh Place Building 905
Denver, CO 80230

Telephone and Fax
Phone 303-320-9854
Fax None

Website and e-mail
newamericaschool.org
through website

Year Founded
2004

School Name	City	State	Year Founded	2009 Enrollment	Grade Levels Served From To	Charter School	Virtual School	Made AYP	State Rating		
New America Schools-Aurora	Denver	CO	2004	569	9 12	YES		NO			
New America Schools-Jeffco	Lakewood	CO	2005	251	9 12	YES		NO			
New America Schools-Northglenn	Northglenn	CO	2006	476	9 12	YES		NO			
Total Number of Schools in 2009-10=			3	Number of States=		1	Total Enrollment=		1,296	Percent of Schools Making AYP=	0%

Notes:

- a. Data for 2001 to 2006 are estimates for student growth
- b. 2009 refers to the 2009-10 school year
- c. The organization's year founded was estimated using the earliest year for which school information was available.

Discontinued School Name	Reason No Longer Profiled

New City Public Schools

Small Company: Managing 3 or Fewer Schools

2009-10

Address
1230 Pine Avenue
Long Beach, CA 90813

Telephone and Fax
Phone 562-436-0689
Fax 562-436-7475

Website and e-mail
www.thenewcityschool.org
info@thenewcityschool.org

Year Founded
1999

School Name	City	State	Year Founded	2009 Enrollment	Grade Levels Served From To	Charter School	Virtual School	Made AYP	State Rating		
The New City School	Long Beach	CA	2007	509	k 8	YES		No	+16 API, Met Targets		
Total Number of Schools in 2009-10=			1	Number of States=		1	Total Enrollment=		509	Percent of Schools Making AYP=	0%

Notes:

- a. Data for 2001 to 2006 are estimates for student growth
- b. 2009 refers to the 2009-10 school year
- c.

Discontinued School Name	Reason No Longer Profiled

New Frontiers Charter School, Inc.

Small Company: Managing 3 or Fewer Schools

2009-10

Address	Telephone and Fax	Website and e-mail	Year Founded
4018 S. Presa San Antonio, TX 78223	Phone 210-533-3655 Fax 210-533-5077	newfrontierscharter.org None	1998

School Name	City	State	Year Founded	2009 Enrollment	Grade Levels Served From	Grade Levels Served To	Charter School	Virtual School	Made AYP	State Rating
Early Childhood Academy	San Antonio	TX	2007	247	k	3	YES		Yes	EXEMPLARY
New Frontiers Charter School	San Antonio	TX	1998	139	4	5	YES		Yes	ACADEMICALLY ACCEPTABLE
New Frontiers Middle School	San Antonio	TX	1998	223	6	8	YES		Yes	AEA: ACADEMICALLY ACCEPTABLE
Total Number of Schools in 2009-10= 3		Number of States= 1		Total Enrollment= 609		Percent of Schools Making AYP=		100%		

Notes:

- a. Data for 2001 to 2006 are estimates for student growth
- b. 2009 refers to the 2009-10 school year
- c. The organization's year founded was estimated using the earliest year for which school information was available.

Discontinued School Name	Reason No Longer Profiled

New Visions Academy, Inc.

Small Company: Managing 3 or Fewer Schools

2009-10

Address	Telephone and Fax	Website and e-mail	Year Founded
125 S. 6th St. Cottonwood, Arizona 86326	Phone 928-634-7320 Fax 928-634-7494	None nva-len@cableone.net	2000

School Name	City	State	Year Founded	2009 Enrollment	Grade Levels Served From	Grade Levels Served To	Charter School	Virtual School	Made AYP	State Rating
New Visions Academy	Cottonwood	AZ	1997	103	9	12	YES		Yes	Performing
New Visions Academy - St. John's Campus	St. John's	AZ	2001	32	9	12	YES		Yes	Performing
New Visions Academy - Star Valley	Payson	AZ	2002	12	9	12	YES		No	Performing Plus
Total Number of Schools in 2009-10= 3		Number of States= 1		Total Enrollment= 147		Percent of Schools Making AYP=		67%		

Notes:

- a. Data for 2001 to 2006 are estimates for student growth
- b. 2009 refers to the 2009-10 school year
- c.

Discontinued School Name	Reason No Longer Profiled

One Stop Multiservice Charter School

Small Company: Managing 3 or Fewer Schools

2009-10

Address	Telephone and Fax	Website and e-mail	Year Founded
4737 S Sugar Rd Edinburg, TX 78539	Phone 956-380-6616 Fax 956-292-0371	None Noe	1996

School Name	City	State	Year Founded	2009 Enrollment	Grade Levels Served		Charter School	Virtual School	Made AYP	State Rating
					From	To				
One Stop Multiservice	McAllen	TX	1996	161	k	12	YES		No	AEA: ACADEMICALLY UNACCEPTABLE
One Stop Multiservice High School	McAllen	TX	2001	106	k	12	YES		Yes	AEA: ACADEMICALLY UNACCEPTABLE
One Stop Multiservice Weslaco	Weslaco	TX	1996	118	k	12	YES		No	AEA: ACADEMICALLY UNACCEPTABLE
Total Number of Schools in 2009-10= 3			Number of States= 1		Total Enrollment= 385		Percent of Schools Making AYP=			33%

Notes:

- a. Data for 2001 to 2006 are estimates for student growth
- b. 2009 refers to the 2009-10 school year
- c. The organization's year founded was estimated using the earliest year for which school information was available.

Discontinued School Name	Reason No Longer Profiled

Pointe Educational Services

Small Company: Managing 3 or Fewer Schools

2009-10

Address	Telephone and Fax	Website and e-mail	Year Founded
10215 North 43rd Avenue Phoenix, AZ 85051	Phone 623-209-0094 Fax 623-209-0096	www.pointeschools.org None	2001

School Name	City	State	Year Founded	2009 Enrollment	Grade Levels Served		Charter School	Virtual School	Made AYP	State Rating
					From	To				
Canyon Pointe Academy	Glendale	AZ	2002	336	k	6	YES		Yes	Performing Plus
Pinnacle Pointe Academy	Glendale	AZ	2002	223	k	6	YES		Yes	Highly Performing
North Pointe Preparatory	Phoenix	AZ	2001	727	7	12	YES		Yes	Highly Performing
Total Number of Schools in 2009-10= 3			Number of States= 1		Total Enrollment= 1,286		Percent of Schools Making AYP=			100%

Notes:

- a. Data for 2001 to 2006 are estimates for student growth
- b. 2009 refers to the 2009-10 school year
- c.

Discontinued School Name	Reason No Longer Profiled

Por Vida, Inc.

Small Company: Managing 3 or Fewer Schools

2009-10

Address
1135 Mission Road
San Antonio, TX 78210

Telephone and Fax
Phone 210-532-8816
Fax 210-534-0795

Website and e-mail
www.por-vida.org
jrendon@por-vida.org

Year Founded
2009

School Name	City	State	Year Founded	2009 Enrollment	Grade Levels Served From To	Charter School	Virtual School	Made AYP	State Rating		
Corpus Christi College Prep High School	Corpus Christi	TX	2009	55	9 12	YES		No	ACADEMICALLY UNACCEPTABLE		
Cesar E Chavez Academy	Corpus Christi	TX	2009	70	9 12	YES		Yes	AEA: ACADEMICALLY ACCEPTABLE		
Por Vida Academy	San Antonio	TX	2009	180	9 12	YES		No	AEA: ACADEMICALLY ACCEPTABLE		
Total Number of Schools in 2009-10=			3	Number of States=		1	Total Enrollment=		305	Percent of Schools Making AYP=	33%

Notes:

- a. Data for 2001 to 2006 are estimates for student growth
- b. 2009 refers to the 2009-10 school year
- c. The organization's year founded was estimated using the earliest year for which school information was available.

Discontinued School Name	Reason No Longer Profiled

Rocketship Education

Small Company: Managing 3 or Fewer Schools

2009-10

Address
550 Kingsley Avenue
Palo Alto, CA 94301

Telephone and Fax
Phone 408-286-3330
Fax 408-286-3331

Website and e-mail
www.rsed.org
info@rsed.org

Year Founded
2007

School Name	City	State	Year Founded	2009 Enrollment	Grade Levels Served From To	Charter School	Virtual School	Made AYP	State Rating		
Rocketship Mateo Sheedy Elementary	San Jose	CA	2007	321	k 4	YES		Yes	+34 API, Met Targets		
Total Number of Schools in 2009-10=			1	Number of States=		1	Total Enrollment=		321	Percent of Schools Making AYP=	100%

Notes:

- a. Data for 2001 to 2006 are estimates for student growth
- b. 2009 refers to the 2009-10 school year
- c.

Discontinued School Name	Reason No Longer Profiled

See Forever Foundation

Small Company: Managing 3 or Fewer Schools

2009-10

Address	Telephone and Fax	Website and e-mail	Year Founded
1436 U Street, NW, Suite 203 Washington, DC 20009	Phone 202-797-8250 Fax 202-797-8284	www.seeforever.org officemanager@seeforever.org	1998

School Name	City	State	Year Founded	2009 Enrollment	Grade Levels Served From To	Charter School	Virtual School	Made AYP	State Rating
Maya Angelou Public Charter School Shaw High	Washington DC	DC	2007	138	9 12	YES		No	40%, 32%
Maya Angelou Public Charter School Evans High	Washington DC	DC	1998	211	9 12	YES		No	19.51%, 14.63%
Maya Angelou Public Charter School Shaw Middle	Washington DC	DC	2004	205	6 8	YES		No	31.02%, 40.11%
Total Number of Schools in 2009-10= 3			Number of States= 1		Total Enrollment= 554		Percent of Schools Making AYP= 0%		

Notes:

- a. Data for 2001 to 2006 are estimates for student growth
- b. 2009 refers to the 2009-10 school year
- c.

Discontinued School Name	Reason No Longer Profiled

South Texas Educational Technologies, Inc.

Small Company: Managing 3 or Fewer Schools

2009-10

Address	Telephone and Fax	Website and e-mail	Year Founded
519 S. Texas Blvd Weslaco, TX 78596	Phone 956-969-3092 Fax 956-969-8614	horizonmontessori.net horizon1_edu@yahoo.com	1998

School Name	City	State	Year Founded	2009 Enrollment	Grade Levels Served From To	Charter School	Virtual School	Made AYP	State Rating
Horizon Montessori	McAllen	TX	2004	384	k 6	YES		Yes	ACADEMICALLY ACCEPTABLE
Horizon Montessori II	Weslaco	TX	2006	179	k 6	YES		Yes	RECOGNIZED
Horizon Montessori III	Harlingen	TX		57	k 6	YES		No	NOT RATED: OTHER
Total Number of Schools in 2009-10= 3			Number of States= 1		Total Enrollment= 620		Percent of Schools Making AYP= 67%		

Notes:

- a. Data for 2001 to 2006 are estimates for student growth
- b. 2009 refers to the 2009-10 school year
- c.

Discontinued School Name	Reason No Longer Profiled

St. HOPE Public Schools

Small Company: Managing 3 or Fewer Schools

2009-10

Address
3400 3rd Avenue
Sacramento, CA 95817

Telephone and Fax
Phone 916-649-7900
Fax 916-455-6591

Website and e-mail
www.sthopepublicschools.org
info@sthopepublicschools.org

Year Founded
2003

School Name	City	State	Year Founded	2009 Enrollment	Grade Levels Served		Charter School	Virtual School	Made AYP	State Rating
					From	To				
Public School Seven	Sacramento	CA	2003	375	k	8	YES		Yes	+69 API, Met Targets
Sacramento High School	Sacramento	CA	2003	972	9	12	YES		No	No valid base API
Total Number of Schools in 2009-10= 2		Number of States= 1		Total Enrollment= 1,347		Percent of Schools Making AYP=			50%	

Notes:

- a. Data for 2001 to 2006 are estimates for student growth
- b. 2009 refers to the 2009-10 school year
- c.

Discontinued School Name	Reason No Longer Profiled

SVRC Industries, Inc.

Small Company: Managing 3 or Fewer Schools

2009-10

Address
919 Veterans Memorial Pkwy
Saginaw, Michigan 48601

Telephone and Fax
Phone 989-752-6176
Fax 989-752-3111

Website and e-mail
www.svrcindustries.com
mpires@svrcindustries.com

Year Founded
1995

School Name	City	State	Year Founded	2009 Enrollment	Grade Levels Served		Charter School	Virtual School	Made AYP	State Rating
					From	To				
Saginaw County Transition Academy	Saginaw	MI	1995	128	7	12	YES		Yes	
Saginaw Learn to Earn Academy	Saginaw	MI	2005	125	10	12	YES		No	
Total Number of Schools in 2009-10= 2		Number of States= 1		Total Enrollment= 253		Percent of Schools Making AYP=			50%	

Notes:

- a. Data for 2001 to 2006 are estimates for student growth
- b. 2009 refers to the 2009-10 school year
- c.

Discontinued School Name	Reason No Longer Profiled

TechEdventures

Small Company: Managing 3 or Fewer Schools

2009-10

Address
3020 NW 33rd Avenue
Lauderdale Lakes, FL 33311

Telephone and Fax
Phone 954-343-9965
Fax 954-343-9973

Website and e-mail
www.smartschool.net
None

Year Founded
1998

School Name	City	State	Year Founded	2009 Enrollment	Grade Levels Served From To	Charter School	Virtual School	Made AYP	State Rating
Eagle Academy Charter School	Fort Lauderdale	FL	2003	556	6 8	YES		No	D
Smart School Charter Middle	Fort Lauderdale	FL	1998	144	6 8	YES		No	A
Total Number of Schools in 2009-10= 2		Number of States= 1		Total Enrollment= 700		Percent of Schools Making AYP=		0%	

Notes:

- a. Data for 2001 to 2006 are estimates for student growth
- b. 2009 refers to the 2009-10 school year
- c.

Discontinued School Name	Reason No Longer Profiled

Texas Boys Choir

Small Company: Managing 3 or Fewer Schools

2009-10

Address
3901 S Hulen St
Fort Worth, TX 76109

Telephone and Fax
Phone 817-924-1482
Fax 817-926-9932

Website and e-mail
texasboyschoir.org
None

Year Founded
2001

School Name	City	State	Year Founded	2009 Enrollment	Grade Levels Served From To	Charter School	Virtual School	Made AYP	State Rating
Fort Worth Academy of Fine Arts	Fort Worth	TX	2001	290	7 12	YES		Yes	EXEMPLARY
Fort Worth Academy of Fine Arts Elementary	Fort Worth	TX	2006	127	3 6	YES		Yes	RECOGNIZED
North Texas Elementary School of the Arts	Fort Worth	TX	2007	155	k 6	YES		Yes	RECOGNIZED
Total Number of Schools in 2009-10= 3		Number of States= 1		Total Enrollment= 572		Percent of Schools Making AYP=		100%	

Notes:

- a. Data for 2001 to 2006 are estimates for student growth
- b. 2009 refers to the 2009-10 school year
- c.

Discontinued School Name	Reason No Longer Profiled

The SEED Foundation

Small Company: Managing 3 or Fewer Schools

2009-10

Address	Telephone and Fax	Website and e-mail	Year Founded
1776 Massachusetts Avenue Washington, DC 20036	Phone 202-785-4123 Fax 202-785-4124	www.seedfoundation.com seedfoundation@seedfoundation.com	1998

School Name	City	State	Year Founded	2009 Enrollment	Grade Levels Served		Charter School	Virtual School	Made AYP	State Rating
					From	To				
The SEED School of Maryland	Baltimore	MD	2008	80	6	6	YES		Yes	
The SEED School of Washington, DC	Washington DC	DC	1998	337	6	12	YES		Yes	
Total Number of Schools in 2009-10= 2		Number of States= 1		Total Enrollment= 417		Percent of Schools Making AYP=			100%	

Notes:

- a. Data for 2001 to 2006 are estimates for student growth
- b. 2009 refers to the 2009-10 school year
- c.

Discontinued School Name	Reason No Longer Profiled

Three Pillars ESP/Cornerstone Schools

Small Company: Managing 3 or Fewer Schools

2009-10

Address	Telephone and Fax	Website and e-mail	Year Founded
6861 E. Nevada Detroit, MI 48234	Phone 313-892-1860 Fax 313-892-1861	cornerstoneschools.org ernestine.sanders@cornerstoneschools.org	1990

School Name	City	State	Year Founded	2009 Enrollment	Grade Levels Served		Charter School	Virtual School	Made AYP	State Rating
					From	To				
Lincoln-King Academy	Detroit	MI	2009	345	k	6	YES		No	No Grade
Washington-Parks Academy	Redford	MI	2009	323	k	8	YES		Yes	No Grade
Total Number of Schools in 2009-10= 2		Number of States= 1		Total Enrollment= 668		Percent of Schools Making AYP=			50%	

Notes:

- a. Data for 2001 to 2006 are estimates for student growth
- b. 2009 refers to the 2009-10 school year
- c.

Discontinued School Name	Reason No Longer Profiled

Two Dimensions Preparatory Academy, Inc.

Small Company: Managing 3 or Fewer Schools

2009-10

Address
12121 Veterans Memorial Dr #10
Houston, TX 77067

Telephone and Fax
Phone 281-440-8853
Fax 281-440-4233

Website and e-mail
None
None

Year Founded
2003

School Name	City	State	Year Founded	2009 Enrollment	Grade Levels Served From	Grade Levels Served To	Charter School	Virtual School	Made AYP	State Rating
Two Dimensions at Corsicana	Houston	TX	2003	62	k	2	YES			
Two Dimensions Preparatory Academy	Houston	TX	2003	191	k	6	YES		Yes	EXEMPLARY
Two Dimensions/Vickery	Houston	TX	2003	175	k	4	YES		Yes	EXEMPLARY
Total Number of Schools in 2009-10= 3		Number of States= 1		Total Enrollment= 428		Percent of Schools Making AYP=		100%		

Notes:

- a. Data for 2001 to 2006 are estimates for student growth
- b. 2009 refers to the 2009-10 school year
- c.

Discontinued School Name	Reason No Longer Profiled

Universal Companies, Inc.

Small Company: Managing 3 or Fewer Schools

2009-10

Address
800 S. 15th Street
Philadelphia, Pennsylvania 19146

Telephone and Fax
Phone 215-732-6518
Fax 215-732-6519

Website and e-mail
www.universalcompanies.org
None

Year Founded
1999

School Name	City	State	Year Founded	2009 Enrollment	Grade Levels Served From	Grade Levels Served To	Charter School	Virtual School	Made AYP	State Rating
Stanton Edwin M School	Philadelphia	PA	2002	222	k	7	DISTRICT		Yes	Group met target
Edwin H. Vare Middle School	Philadelphia	PA	2002	389	5	8	DISTRICT		No	Group met target using Growth Model
Universal Institute Charter School	Philadelphia	PA	1999	592	k	8	YES		Yes	Group met target using Confidence Interval
Total Number of Schools in 2009-10= 3		Number of States= 1		Total Enrollment= 1,203		Percent of Schools Making AYP=		67%		

Notes:

- a. Data for 2001 to 2006 are estimates for student growth
- b. 2009 refers to the 2009-10 school year
- c.

Discontinued School Name	Reason No Longer Profiled

Varnett Schools, Inc.

Small Company: Managing 3 or Fewer Schools

2009-10

Address
5025 South Willow Drive
Houston, TX 77035

Telephone and Fax
Phone 713-667-4051
Fax 713-723-5853

Website and e-mail
varnett.org
through website

Year Founded
1998

School Name	City	State	Year Founded	2009 Enrollment	Grade Levels Served		Charter School	Virtual School	Made AYP	State Rating
					From	To				
The Varnett School - East	Houston	TX	2003	366	k	5	YES		Yes	EXEMPLARY
The Varnett School - Northeast	Houston	TX	2003	453	k	5	YES		Yes	RECOGNIZED
Varnett Charter School	Houston	TX	1998	733	k	5	YES		Yes	RECOGNIZED
Total Number of Schools in 2009-10= 3		Number of States= 1		Total Enrollment= 1,552		Percent of Schools Making AYP=		100%		

Notes:

- a. Data for 2001 to 2006 are estimates for student growth
- b. 2009 refers to the 2009-10 school year
- c.

Discontinued School Name	Reason No Longer Profiled

Woodbridge Management & Education Services, Inc.

Small Company: Managing 3 or Fewer Schools

2009-10

Address
211 Maple Street
Big Rapids, MI 49307

Telephone and Fax
Phone 231-527-1460
Fax 231-527-1564

Website and e-mail
www.woodbridgegroupinc.org
None

Year Founded
1996

School Name	City	State	Year Founded	2009 Enrollment	Grade Levels Served		Charter School	Virtual School	Made AYP	State Rating
					From	To				
Byron Center Charter School	Byron Center	MI	1996	234	k	12	YES		Yes	B
Crossroads Charter Academy	Big Rapids	MI	2003	261	7	12	YES		Yes	A
Crossroads Charter Academy	Big Rapids	MI	1998	363	k	6	YES		Yes	A
Total Number of Schools in 2009-10= 3		Number of States= 1		Total Enrollment= 858		Percent of Schools Making AYP=		100%		

Notes:

- a. Data for 2001 to 2006 are estimates for student growth
- b. 2009 refers to the 2009-10 school year
- c.

Discontinued School Name	Reason No Longer Profiled

Appendix A

Reader's Guide

Definition of Terms

- **Charter School:** Charter schools provide free elementary/secondary education under a charter granted by a legislatively recognized public entity or publicly appointed entity so that they qualify for local and state taxpayer funds in the same way as conventional district schools.
- **Virtual School:** A virtual school (also known as cyber school) delivers its curriculum and provides instruction via the Internet and electronic communication. A virtual school meets the definition and requirements of schools as specified in state statutes.
- **Education Management Organization (EMO):** An EMO is an organization or firm that manages at least one school that receives public funds and operates the public school(s) it manages under the same admissions rules as regular public schools. EMOs can be for-profit or nonprofit organizations. They can manage traditional public schools or charter schools.
- **Instructional Levels:** Instructional levels are calculated from the lowest and highest grades for which students are enrolled in a school. According to the Common Core of Data:
 - *Primary schools* are those with a low grade of prekindergarten through grade 3 and an upper grade of up to 8.
 - *Middle schools* contain a low grade of 4-7 and an upper grade ranging from 4 to 9.
 - *High schools* have a low grade of 7 to 12 and must extend through grade 12.
 - *Other* includes all other grade configurations, including schools that are completely ungraded.

Appendix B: State Resources Table

State	Enrollment Reported	AYP Reported	State Rating Reported	Relevant websites	Notes
AR	2008-2009	2008-2009	2008-2009	http://normessasweb.uark.edu/schoolperformance/School/School.php?Sch=A&Submit=Continue	Information on Arkansas EMO-managed schools provided by Mary Ann Duncan, Arkansas Department of Education.
AZ	2009-2010	2009-2010	2008-2009	http://www10.ade.az.gov/ReportCard/Default.aspx?ReportLevel=1	All information regarding Arizona's EMO-managed schools was retrieved from the Arizona Department of Education website.
CA	2008-2009	2008-2009	2008-2009	http://dq.cde.ca.gov/dataquest/	California SEA does not track EMOs or EMO-managed schools. Key informants knew of no additional EMOs or EMO-managed schools operating in California.
CO	2009-2010	2009-2010	2009-2010	http://www.schoolview.org/SchoolPerformance/index.asp?letter=D#list	Information on Colorado EMO-managed schools provided by Pahmela Hines, Colorado Department of Education.
CT	2008-2009	2008-2009	2008-2009	http://www.csde.state.ct.us/public/cedar/nclb/dist_school_nclb_results/2008-09/index.htm http://sdeportal.ct.gov/Cedar/WEB/ct_report/EnrollmentDT.aspx	Robert Kelly, Connecticut State Department of Education, confirmed that no for-profit EMOs were operating in Connecticut during 2009-2010.
DC	2009-2010	2009-2010	2009-2010	http://www.nclb.osse.dc.gov/	DC Charter Board was contacted but did not provide information regarding DC's EMO-managed schools. All information was retrieved from website listed.
FL	2009-2010	2009-2010	2009-2010	http://schoolgrades.fldoe.org/default.asp	Information on EMO-managed schools provided by Nekeyia Loydd, Office of Independent Education and Parental Choice, Florida Department of Education.
GA	2009-2010	2008-2009	2008-2009	http://www.gaosa.org/FindASchool.aspx?PageReq=106&FromSection=report&SchoolId=ALL&SY=2009	Information on Georgia EMO-managed schools provided by Louis J. Erste, Georgia Department of Education.
IA	2009-2010	2009-2010	2009-2010	http://www.iowaschoolprofiles.com/	Information on the only Iowa for-profit EMO-managed school was retrieved from Iowa School Profiles website.
ID	2009-2010	2007-2008	2007-2008	http://www.sde.idaho.gov/ipd/reportcard/SchoolReportCard.asp (http://apps.sde.idaho.gov/AYP/Home/SelectPublic)	Information on Idaho EMO-managed schools provided by Michelle Clement Taylor, School Choice Coordinator, Idaho State Department of Education.
IL	2009-2010	2009-2010	2009-2010	http://iirc.niu.edu/ListSchools.aspx	Illinois State Board of Education does not track EMOs or EMO-managed schools. 2009 enrollments, AYP status, and state ratings were gathered from the Illinois school report card website listed.

State	Enrollment Reported	AYP Reported	State Rating Reported	Relevant websites	Notes
IN	2009-2010	2008-2009	2008-2009	http://mustang.doe.state.in.us/AP/ayppress.cfm	Indiana Department of Education was contacted but did not respond. Information was gathered using Indiana Department of Education website.
KS	2009-2010	2008-2009	2008-2009	http://www.ksde.org/Default.aspx?tabid=403	Information on Kansas EMO-managed schools provided by Cherie Nicholson, Kansas State Department of Education.
LA	2009-2010	2009-2010	2009-2010	http://www.doe.state.la.us/lde/saa/2900.asp (http://www.doe.state.la.us/lde/saa/3096.asp)	Louisiana Department of Education was contacted but did not respond. Information was gathered using Louisiana Department of Education website.
MA	2009-2010	2009-2010	2009-2010	http://profiles.doe.mass.edu/search/search.aspx?leftNavId=	Massachusetts' list was confirmed by Lee DeLorenzo, Project Coordinator, Massachusetts Department of Elementary & Secondary Education
MD	2009-2010	2009-2010	2009-2010	http://www.mdreportcard.org/	Maryland State Department of Education charter school office was contacted but did not provide any information regarding EMO-managed schools.
MI	2009-2010	2009-2010	2009-2010	https://oeaa.state.mi.us/ayp/ http://www.michigan.gov/cepi	All information regarding Michigan's EMO-managed schools was retrieved using websites listed.
MN	2009-2010	2009-2010	2009-2010	http://education.state.mn.us/ReportCard2005/index.do	Minnesota Department of Education does not track EMOs or EMO-managed schools. All information was gathered using websites listed.
MO	2008-2009	2008-2009	2008-2009	http://dese.mo.gov/schooldata/school_data.html	MO Department of Elementary and Secondary Education was contacted but did not respond. All information was gathered using websites listed.
NC	2008-2009	2008-2009	2008-2009	http://www.ncreportcards.org/src/	Jack Moyer, Director, North Carolina Office of Charter Schools, confirmed EMO list.
NJ	2008-2009	2008-2009	2008-2009	http://education.state.nj.us/rc/nclb09/nclb.html http://education.state.nj.us/rc/rc09/database.htm	New Jersey Department of Education does not track EMOs or EMO-managed schools. All information was gathered using the websites listed.
NV	2009-2010	2009-2010	2009-2010	http://www.nevadareportcard.com/	Information regarding Nevada EMO-managed schools was provided by Tom McCormack, Charter School Consultant, Nevada Department of Education
NY	2008-2009	2008-2009	2008-2009	see file in AYP EMO folder (http://www.emsc.nysed.gov/irts/reportcard/2009/home.html)	New York State Education Department was contacted but did not respond. All information was gathered using the websites listed.
OH	2009-2010	2009-2010	2009-2010	http://ilrc.ode.state.oh.us/Schools/Default.asp (http://ilrc.ode.state.oh.us/Schools/Comm_School_list.asp)	EMO information provided by the Ohio Education Association.
OK	2009-2010	2008-2009	2008-2009	http://www.sde.state.ok.us/AcctAssess/APIReportCards_Site/2009/Index.htm	Information regarding Oklahoma EMO-managed schools was provided by Steven Huff, Oklahoma Department of Education.
OR	2009-2010	2009-2010	2009-2010	http://www.ode.state.or.us/data/reportcard/reports.aspx	Oregon Department of Education was contacted but did not respond. All information was gathered using the websites listed.
PA	2009-2010	2008-2009	2008-2009	http://www.education.state.pa.us/portal/server.pt/community/enrollment/7407	Information regarding Pennsylvania EMOs and EMO-managed schools was provided by Gregg Spadafore, Basic Education Associate, Pennsylvania Department of Education.

State	Enrollment Reported	AYP Reported	State Rating Reported	Relevant websites	Notes
SC	2009-2010	2009-2010	2009-2010	http://ed.sc.gov/topics/assessment/scores/ayp/2009/default.cfm http://ed.sc.gov/topics/researchandstats/schoolreportcard/2009/	South Carolina's Department of Education was contacted but did not respond. All information was gathered using the websites listed.
TN	2009-2010	2009-2010	2009-2010	http://edu.reportcard.state.tn.us/pls/apex/f?p=200:1:2302903125423722::NO::	Tennessee's Department of Education was contacted but did not respond. All information was gathered using the websites listed.
TX	2009-2010	2009-2010	2009-2010	http://mansfield.tea.state.tx.us/TEA.AskTED.Web/Forms/ReportSelection.aspx	All EMO information provided by Texas Department of Education through Public Information Request.
UT	2009-2010	2009-2010	2009-2010	http://www.schools.utah.gov/main/DATA-STATISTICS/Accountability/Accountability-Reports.aspx (http://www.schools.utah.gov/main/DATA-STATISTICS/Educational-Data/Accountability-School-Performance/Accountability-Reports.aspx)	All information regarding Utah's EMOs and EMO-managed schools was retrieved using the websites listed.
VA	2009-2010	2009-2010	2009-2010	https://p1pe.doe.virginia.gov/reportcard/	Information regarding Virginia's EMOs and EMO-managed schools provided by Kathleen M. Smith, Ed.D., Director, Office of School Improvement, Virginia Department of Education
WA	2008-2009	2008-2009	2008-2009	http://reportcard.ospi.k12.wa.us/ayp.aspx?schooId=570&OrgType=4&reportLevel=School&year=2008-09&gradeLevelId=&waslCategory=&chartType= (http://reportcard.ospi.k12.wa.us/Search.aspx?searchTypeId=4&searchStr=)	Information regarding Washington's EMOs and EMO-managed schools provided by KC Distance Learning Inc. and websites listed.
WI	2009-2010	2009-2010	2009-2010	http://www2.dpi.state.wi.us/sifi/Dist_pick.asp http://www2.dpi.state.wi.us/sifi/default.asp http://dpi.wi.gov/lbstat/pubdata2.html	Information regarding Wisconsin's EMOs and EMO-managed schools provided by Kathleen Culbertson, Wisconsin Department of Public Instruction.

Appendix C: EMO Responses

Large EMOs	Date of response	No Response
Academy for Urban School Leadership		x
Achievement First	10/8/2010	
Alliance for College-Ready Public Schools		x
America CAN		x
American Quality Schools		x
Aspire Public Schools		x
Concept Schools		x
Constellation Schools		x
Cosmos Foundation Inc.		x
Green Dot Public Schools		x
ICEF Public Schools		x
IDEA Public Schools		x
KIPP Foundation		x
PPEP and Affiliates		x
Responsive Education Solutions		x
Richard Milburn Academy, Inc.	10/13/2010	
Shekinah Learning Institute, Inc.		x
Summit Academy Management		x
Uplift Education		x
Large EMO Total Response Rate	11%	89%

Medium EMOs	Date of response	No Response
Aspira Inc. of Illinois	9/7/2010	
Baltimore Curriculum Project		x
Career Success Schools		x
Center for Academic Success		x
Cesar Chavez School Network		x
Charter School Services of Michigan		x
Choice Education and Development Corporation		x
Democratic Schools Research Incorporated		x
EdKey, Inc.	9/8/2010	
Educational Leadership, Inc.		x
Educational Resource Center, Inc.	9/8/2010	
Edvantages		x
Envision Schools	9/17/2010	
Faith Family Kids, Inc.		x
Friendship Public Charter School	9/7/2010	
GEO Foundation		x
Great Hearts Academies		x
High Tech High	9/17/2010	
Honors Academy		x
Innovative Education Management		x
Kingman Academy of Learning		x

Medium EMOs	Date of response	No Response
LEAD Charter Schools		x
Leadership Public Schools		x
Learning Matters Educational Group		x
Life School		x
Lighthouse Academies	9/8/2010	
Mastery Charter Schools		x
Mastery Learning Institute		x
Neighborhood Centers Inc.		x
New Urban Learning		x
Noble Network of Charter Schools		x
Omega Schools		x
Orenda Education		x
Paradigm Accelerated Charter School		x
Partnerships to Uplift Communities		x
Perspectives Charter Schools	9/13/2010	
Propel Schools		x
Riverwalk Education Foundation, Inc.		x
Rylie Family Faith Academy		x
Salvaging Teens at Risk, Inc.	9/13/2010	
School of Excellence in Education		x
Skyline Schools, Inc.		x
Southwest Winners Foundation, Inc.		x
Student Alternatives Program Inc.		x
Success Charter Network		x
The Charter Foundation, Inc. (formerly Ideabanc, Inc.)		x
Trinity Charter Schools (CASA)		x
Tucson International Academy, Inc.		x
Uncommon Schools		x
UNO Charter School Network		x
Winfree Academy Charter Schools, Inc.		x
YES Prep Public Schools		x
Medium EMO Total Response Rate	17%	83%

Small EMOs	Date of response	No Response
Academies of Excellence, Inc.		x
Academy of Tucson, Inc.		x
Albert Einstein Academy		x
Allsport Enterprises, Inc	8/24/2010	
Arizona Academy of Leadership, Inc.		x
Arizona Agribusiness and Equine Center, Inc.		x
Arizona Community Development Corporation		x
Aspira of Florida, Inc.		x
Association for Development of Academic Excellence		x
BASIS School, Inc.	9/3/2010	
Bay Area Charter School, Inc.	9/10/2010	
Beginning with Children Foundation	10/8/2010	
Betty Shabazz International Charter School		x
Brighter Choice Charter Schools		x
Bright Star Schools		x
Buckeye On-Line School for Success		x
CAFA, Inc.		x
Calli Ollin Academy		x
Calvin Nelms Charter Schools		x
Celerity Educational Group		x
Cesar Chavez Public Charter Schools		x
Civitas Schools		x
Community & Economic Development Organization of Gadsden County		x
Creative Urban Education, Inc.		x
Daisy Education Corporation		x
DC Prep	9/9/2010	
Democratic Schools Research Institute	9/8/2010	
East Waco Innovative School Development, Inc.		x
EDSYS, Inc.		x
EightCAP Inc.		x
Envision Schools Colorado		x
Espiritu Community Development Corporation		x
eStem Public Charter Schools, Inc.	9/9/2010	
Foundation for Behavioral Resources	9/10/2010	
Galapagos Charter		x
Golden Rule Schools Inc.		x
Gulf Coast Council of Laraza, Inc.		x
Harlem Village Academies		x
Honors Academy		x
Hyde Leadership Schools		x
ISUS International		x
Jubilee Academic Center, Inc.		x
L. Lowell Byrd Memorial Education and Community Development Corporation		x
Metro Charter Academy		x
Midland Charter Initiative		x
Nataki Talibah Schoolhouse		x

Small EMOs	Date of response	No Response
New America Schools		x
New City Public Schools		x
New Frontiers Charter School, Inc.		x
New Visions Academy, Inc.		x
One Stop Multiservice Charter School		x
Pointe Educational Services		x
Por Vida, Inc.		x
Rocketship Education		x
See Forever Foundation		x
South Texas Educational Technologies, Inc.		x
St. HOPE Public Schools		x
SVRC Industries, Inc.	9/17/2010	
TechEdventures		x
Texas Boys Choir		x
The SEED Foundation		x
Three Pillars ESP/Cornerstone Schools		x
Two Dimensions Preparatory Academy, Inc.		x
Universal Companies, Inc.		x
Varnett Schools, Inc.		x
Woodbridge Management & Education Services, Inc.		x
Small Response Rate	14%	86%
Total Response Rate	15%	85%

Appendix D

Methods for Compiling School Profiles

Compiled each year since 2007-2008, *Profiles of Nonprofit Education Management Organizations* documents the number of nonprofit firms involved in managing publicly-funded schools, identifies the schools they manage, and records the number of students those schools enroll. The Nonprofit Profiles report is modeled after the *Profiles of For-Profit Education Management Organizations* which has been compiled each year since 1998-1999. The *Profiles* report was compiled using a combination of data sources. This year the research began with a focus on state departments of education. Each state known to have nonprofit EMOs in operation was contacted to determine whether the state was tracking education management organizations and their schools. If a state tracked EMOs and had released current year enrollments, that information was used to update our data on the EMOs and the schools they operate in that state. Very few states are tracking EMOs or have information on the number and scope of EMO involvement. Therefore, after considering official state sources, we used one or more of the following methods to identify additional EMOs and EMO-managed schools: examination of state charter school directories; general Internet searches; and contacts made with advocacy groups, charter school sponsors, charter schools, or other key informants (see Appendix B for a complete list of methods used for each state).

After this round of state-level research was completed, each identified for-profit EMO was sent a document with descriptive information collected about the company and its schools. Representatives of the EMO were asked to confirm this information. Even though states did not have much data that identified EMOs, once we could determine which schools were operated by EMOs, we relied on the vast amount of information available from official state sources. Therefore, fewer attempts were made to solicit a response from EMOs for the current report than had been attempted in past years. In all cases, two contacts were attempted to solicit a response from each large, medium, and small EMO. Due to the more favorable response rate to faxes sent in 2007-2008, the authors decided to focus on this medium of contact for the current report. In most cases, two faxes were sent to each EMO. If the EMO did not list a fax number, an email was sent to all contacts listed on the company website or through the company website contact form. If neither a company email nor fax number could be located, faxes were sent to the first school listed on the company profile.

As a reflection of the fewer attempts to contact EMOs, we also received a lower response rate than in previous years. Eleven percent of large EMOs responded to our requests this year. We received responses from 17% of medium EMOs in 2009-2010 and 14% of small EMOs.

In most cases in which we received a response, we received all of the information we sought. In a few instances, the returned company profile was still missing years founded or updated enrollments. In these cases, one additional contact was attempted via email to gather the omitted information. For schools in states in which official enrollments had been released, those numbers were reported regardless of the enrollments reported by EMOs. In states for which 2009 enrollments had not been released, updated enrollments sent by the companies were used. In some cases, the state had not yet released 2009 enrollments and the company did not respond. For these schools, official 2009-2010 enrollments have been reported.

The companies profiled represent those Education Management Organizations that the authors could positively identify as for-profit management companies and those classified as Education Management Organizations by state departments of education.