



# PROFILES OF FOR-PROFIT EDUCATION MANAGEMENT ORGANIZATIONS

TWELFTH ANNUAL REPORT - 2009-2010

*Alex Molnar*

Arizona State University

*Gary Miron and Jessica L. Urschel*

Western Michigan University

December 2010

## **National Education Policy Center**

School of Education, University of Colorado at Boulder  
Boulder, CO 80309-0249  
Telephone: 303-735-5290  
Fax: 303-492-7090

Email: [NEPC@colorado.edu](mailto:NEPC@colorado.edu)  
<http://nepc.colorado.edu>

Produced in collaboration with

## **The Study Group on Education Management Organizations**

Dept. of Educational Leadership, Research and Technology, Western Michigan University  
Kalamazoo, MI 49008-5283  
Telephone: 269-387-3883  
Fax: 269-387-3696

Email: [gary.miron@wmich.edu](mailto:gary.miron@wmich.edu)  
<http://www.wmich.edu/leadership/emo>



Kevin Welner

*Editor*

William Mathis

*Managing Director*

Erik Gunn

*Managing Editor*

Publishing Director: Alex Molnar

**Suggested Citation:**

Molnar, A., Miron, G., & Urschel, J.L. (2010). *Profiles of for-profit education management organizations: Twelfth annual report - 2009-2010*. Boulder, CO: National Education Policy Center. Retrieved [date] from <http://nepc.colorado.edu/publication/EMO-FP-09-10>

# Contents

## Executive Summary

Introduction and Background	1
The EMO Industry: Background and Rationale	1
Defining Education Management Organizations	1
Description of Data Collection and Sources of Information	2
Purpose of this Report	3
Findings for 2009-2010	4
Number of Education Management Organizations Profiled	4
Number of Schools Managed by Education Management Organizations	5
Number of Students in Schools Managed by Profiled EMOs	9
Number of EMOs by State	11
AYP Status/State Rating	12
Description of the Appendices	14
Education Management Organization Summaries	15
Education Management Organizations Profiles: 2009-2010, Sorted in Alphabetical Order and Grouped by Company Size	19
Appendices	100
Appendix A: Reader's Guide	100
Appendix B: State Resources Table	101
Appendix C: EMO Response Table	104
Appendix D: No Longer Profiled Companies	107
Appendix E: Methods	110

# PROFILES OF FOR-PROFIT EDUCATION MANAGEMENT ORGANIZATIONS: 2009-2010

*Alex Molnar, Arizona State University*

*Gary Miron and Jessica L. Urschel, Western Michigan University*

---

## Executive Summary

The 2009-2010 school year marked another year of relatively slow growth in the for-profit education management industry. The greatest increase in profiled companies occurred in the category of small EMOs (i.e., EMOs that manage three or fewer schools). We believe our key finding from the 2007-2008 and 2008-2009 report, i.e., that the growth of the EMO sector is slowing, still holds true for the 2009-2010 academic year overall. While the number of new schools under for-profit EMO management has slowed, the enrollments in these schools continue to grow at a more rapid pace. This *Profiles* report shows that generally large for-profit EMOs are managing fewer schools, and that small and medium for-profit EMOs are growing. While past annual *Profiles* reports have focused on descriptive data related to the number of EMOs and schools under EMO management, this year's report adds new variables on school performance as measured by federal or state rating systems.

### The National Landscape

- The number of states in which for-profit EMOs operated was 31 in 2009-2010, the same number of states in which for-profit EMOs operated in 2008-2009.

### Companies

- Since the first *Profiles* report was published for the 1997-1998 school year, the number of for-profit EMOs profiled has increased from 14 to 98, and the number of states in which EMOs are operating from 16 to 31.
- In the past year, the number of EMOs profiled has a net increase of 2. Four large EMOs profiled in the large EMO category in last year's report are no longer profiled in that category. Helicon Associates and Insight Schools manage fewer schools this year, which put them both in the medium category. CS Partners reported fully managing only 7 schools, rather than 10 as was profiled last year. The final large for-profit EMO has moved to the nonprofit report.<sup>1</sup>

---

<sup>1</sup> In past reports, Nonpublic Educational Services, Inc. was mistakenly profiled as the EMO managing Richard Milburn Academies. However, the schools are now properly profiled as managed by Richard Milburn Academies, Inc.,

- While the actual number of companies has remained relatively stable over the past few years, many of the large and medium-sized EMOs are expanding into new service areas, such as supplemental education services.
- Imagine Schools is the largest for-profit EMO in terms of the number of schools it manages. The company managed 79 schools during the 2009-2010 school year.
- The largest net increase in schools managed was KC Distance Learning, which experienced an increase of 4 schools this year, moving the company from the small to medium category. KC Distance Learning was acquired by K12 Inc., the nation's largest for-profit EMO in terms of enrollment.
- Helicon Associates experienced the largest net decrease in managed schools since the 2008-2009 academic year. The number of Helicon-managed schools decreased to 6 in 2009-2010 from 12 in 2008-2009.
- In last year's *Profiles*, the total enrollment of the 24 virtual schools operated by K12 Inc. nearly matched the enrollment in EdisonLearning's 62 schools. This year, the total enrollment of K12's 24 schools (39,069) exceeds that of any other for-profit EMO. National Heritage Academies' 60 schools come in a close second with a total enrollment of 38,470. EdisonLearning has slipped to third in terms of total enrollment in 2009-2010 (34,748).

## Schools

- Since the first *Profiles* report was produced for the 1997-1998 school year, the number of schools managed by for-profit EMOs has increased to 729 from 131. Last year we listed 733 schools, which included Richard Milburn Academies. This year the 14 Richard Milburn Academies will be profiled in the nonprofit report. Aside from some small changes and reclassification of schools, we estimate that the actual number of EMO-managed public schools has remained relatively stable over the past few years, and that large companies are diversifying into supplemental educational services, rather than expanding in the full service management area.
- Of the 729 schools listed in this report, 67.5% are operated by large EMOs. This is down from 74% share managed by large for-profits in 2008-2009.
- Over 93% of EMO-managed schools are charter schools, and less than 7% are district schools. The number of district schools operated by EMOs experienced a net increase between of 4 schools between 2008-2009 and 2009-2010.
- The majority (56.5%) of EMO-managed schools listed are primary schools.
- The number of virtual schools operated by EMOs increased from 56 in 2008-2009 to 60 in 2009-2010. This is equivalent to 8.2% of all schools managed by for-profit EMOs. The proportion of virtual schools in the for-profit management industry continues to rise.
- The five states with the highest numbers of schools managed by for-profit EMOs are Michigan (185), Florida (145), Arizona (99), Ohio (92), and Pennsylvania (40). The order

---

a separate nonprofit organization. An additional for-profit EMO, Allsport Enterprises, Inc., changed to nonprofit status during 2009-2010.

of these top five states remains unchanged from 2008-2009. Overall, schools managed by for-profit EMOs operate in 31 states.

## Students

- The number of students in profiled EMO-managed schools increased by 13,848 in the last year. This represents a 4.1% increase in students. In total, the EMO-operated schools profiled in this report enrolled 353,070 students during the 2009-2010 school year.
- Even while our estimates of the numbers of companies and the numbers of schools they operate have leveled off, the data suggest that the number of students in EMO schools continue to grow as average school enrollments continue to grow.
- Large-sized EMOs account for 73.7% of all students enrolled in EMO-managed schools.
- Large-sized EMOs tend to have a larger average (529) enrollment than medium-size EMOs (346). Small-sized EMOs have a slightly lower average enrollment (467) than large-sized EMOs.

## School Performance Relative to Federal and State Rating Systems

- We were able to gather Adequate Yearly Progress (AYP) ratings for 700 of the 728 schools managed by for-profit EMOs (96.2%). AYP provides a crude indicator of the extent to which schools are meeting state standards.
- Of the schools managed by for-profit EMOs, 53% made AYP and 47% did not.
- Small-sized EMOs had a higher proportion of schools making AYP (70.8%) than did either medium-sized EMOs (54.3%), or large EMOs (49.5%).
- While only 30% of the virtual schools operated by EMOs met AYP, 54.9% of the brick-and-mortar schools met AYP. District schools managed by EMOs had slightly lower performance ratings (47.8% met AYP) relative to the charter schools operated by EMOs (53.5% met AYP).
- In terms of state-specific ratings, we were able to gather information on 618 of the 728 schools (84.9%). Given that each state's rating system vary, it was not possible to summarize and synthesize this data in a meaningful way. Nevertheless, the results for schools within the same state can be compared and summarized.

# PROFILES OF FOR-PROFIT EDUCATION MANAGEMENT ORGANIZATIONS: 2009-2010

## Introduction and Background

### The EMO Industry: Background and Rationale

Education management organizations, or EMOs, emerged in the early 1990s in the context of widespread interest in so-called market-based school reform proposals. Wall Street analysts coined the term EMO as an analogue to health maintenance organizations (HMOs). Proponents of EMOs claim that they bring a much needed dose of entrepreneurial spirit and a competitive ethos to public education. Opponents argue that outsourcing to EMOs results in already limited school resources being redirected for service fees, profits, or both while creating another layer of administration. Opponents also have expressed concerns about the implications of public bodies relinquishing control or ownership of schools.

The theory behind market-based school reform proposals is that, by being forced to compete with other schools, existing public schools will necessarily improve or cease operating. Competition under this theory generally comes in two forms: private schools, with taxpayer-funded tuition vouchers, or charter schools, which operate largely independent of the school district but have been chartered by a public entity or publicly appointed entity so that they qualify for local and state taxpayer funds in the same way as conventional district schools. In practice, voucher schools have remained a small part of the market-reform arena, while charter schools now account for the lion's share of the alternatives to traditional public schools.

While faith in market competition as an effective engine of reform provides a general theoretical basis for EMO operation of both district and charter public schools, the competitors are different in each instance. Adherents of market-based school reform favor charter schools in the belief that they provide competition that will force existing public schools to improve their outcomes or be put out of operation. Support for for-profit management of district schools, meanwhile, arises essentially from a belief that private business models are more efficient and effective than nonprofit, government-operated institutions. A for-profit company contracted to manage district public schools, it is reasoned, will have incentives (making a profit in the short term and retaining a profitable contract in the long term) to seek efficiencies and improve student outcomes and achievement. The competition, in this context, takes place not among schools or districts themselves, but among current or potential managers of schools.

### Defining Education Management Organizations

We define an education management organization, or EMO, as a private organization or firm that manages public schools, including district and charter public schools. For-profit EMOs are

businesses that seek to return a profit to the investors who own them. A contract details the terms under which executive authority to run one or more schools is given to an EMO in return for a commitment to produce measurable outcomes within a given time frame.

Schools operated by the for-profit EMOs profiled in this report operate under the same admissions rules as regular public schools and are operated for profit. The term “education management organization” and the acronym “EMO” are most commonly used to describe these private organizations that manage public schools under contract. However, other names or labels such as “education service providers” are sometimes used to describe these companies.

An important distinction should be made between EMOs that have executive authority over a school and service contractors, often referred to as “vendors.” Vendors provide specific services for fee, such as accounting, payroll and benefits, transportation, financial and legal advice, personnel recruitment, professional development, and special education. We do not profile companies that work exclusively as vendors in this report, although it is important to note that some EMOs included in this report provide services to schools that are not “managed” by the company. In these instances we include data only on those schools that are fully managed by the company.

EMOs vary on a number of dimensions, such as whether they have for-profit or nonprofit status; whether they work with charter schools, district schools, or both; or whether they are a large regional or national franchise or a single-site operator. Historically, only a small portion of EMOs have been nonprofits. In recent years, however, nonprofit EMOs have expanded rapidly. This *Profiles* report does not track nonprofit EMOs. Also not tracked are EMOs that operate for-profit private schools, including those that may receive public funds under tuition voucher programs such as those that operate in Milwaukee, Cleveland, or the District of Columbia. (See Appendix A for definitions.)

The number of schools under EMO management, school enrollment, and other data included in this report primarily are derived from official state education agencies. This differs from *Profiles* reports from 1997-98 to 2007-2008 in which the primary source of information was from the education management organizations themselves. Using the most recently available data from state sources, the authors were also able to avoid gaps in the data created when EMOs did not respond to requests for information. Because nearly all EMOs are privately held companies, there is no way to compel them to share information about their operations. After information was gathered from all official state sources, company profiles were sent to the EMOs for review. See Appendix B for details and notes regarding the data sources and responses we received from state sources and from EMOs.

## Description of Data Collection and Sources of Information

This 12th annual Profiles report covers data for the 2009-2010 school year. An effort is made to provide complete and current data on the numbers of EMOs, EMO-managed schools, and enrollments in EMO-managed schools. In addition to detailed data on the 2009-2010 year, the report also contains longitudinal data. That allows us to examine the trends over time. Where



possible and appropriate, we have corrected or updated past data that was missing or based on estimates.

As previously stated, the nature of the industry and the lack of public information make the process of collecting and updating the data for the Profiles report difficult. In the first 10 annual Profiles reports, EMOs were primary sources for the published information. Both this year and last, we collected information on companies and EMO-managed schools from states that tracked such information. Official autumn 2009 enrollments are reported for all states that had released this information or provided it to the authors by September 1, 2010. During the course of our data collection, key informants, advocacy groups, and charter school sponsors were contacted and given a list of known EMOs and EMO-managed schools and asked to confirm or revise our data (for a complete list of state sources, see Appendix B).

After all state-level research was completed, representatives of the EMOs were asked to confirm and, if necessary, correct company contact information and schools' contact information. EMOs were also asked to provide updated information for schools in those states for which official enrollments had not been released. If the companies provided enrollments or other information that did not match official state-level data, the official government data was used. In such cases, the EMOs were informed of the decision to use the official data.

Three contacts were attempted to solicit a response from all large, medium, and small EMOs. We were very pleased and grateful for the responses we received from EMOs. In most cases, we received complete details regarding schools and enrollments. In other cases, the data we received from the EMOs was more limited and focused on helping us fill in missing data such as enrollment counts, or the actual year a school was founded. In these cases, an additional attempt was made to gather this information. In a few cases in which official 2009 enrollments had not been released and the EMO did not respond, we relied on official 2008-2009 enrollments (see Appendix E for a complete explanation of data collection).

The 2005-2006 and 2006-2007 Profiles reports omitted data about small EMOs and the schools they operate because of the difficulty ensuring the comprehensiveness and accuracy of information. Beginning with 2007-2008, the report has resumed profiling small EMOs, with the caveat that the list of small EMOs profiled may not be exhaustive. The 2008-2009 data collection process identified an additional 31 small EMOs, and a continuation of that process revealed an additional 3 small EMOs in 2009-2010. While it is still possible that we have not identified all EMOs operating nationally, we are confident that we have now identified and profiled the great majority of all EMOs in this report.

## Purpose of this Report

*Profiles* reports are comprehensive digests of data on education management organizations. Analysis and interpretation of the data in this report are, for the most part, limited to describing general trends over time. The report is intended for a broad audience. Policymakers, educators, school district officials, and school board members may use this information to learn more about current or potential contractors. Investors, persons involved in the education industry, and employees of EMOs may find it useful in tracking changes, strategizing for growth, and

planning investments.<sup>2</sup> Journalists and researchers who study and seek to learn more about education management organizations may also find much here to interest them.

## Findings for 2009-2010

The *Profiles of For-Profit Education Management Organizations: 2009-2010* is the 12th annual *Profiles* report. Profiled EMOs are categorized by size. Small-sized EMOs are those operating 3 or fewer schools. Medium-sized EMOs are those operating 4 to 9 schools. Large-sized EMOs are those operating 10 or more schools.

### Number of Education Management Organizations Profiled

Table 1 presents growth trend data for large, medium, and small EMOs. Since the first *Profiles* report in 1999, the number of EMOs profiled has increased from 14 to 98. The number of states in which EMOs operate has grown from 16 to 31.

**Table 1. Number of EMOs Profiled by Company Size and Year**

	1998-1999	1999-2000	2000-2001	2001-2002	2002-2003	2003-2004	2004-2005	2005-2006	2006-2007	2007-2008	2008-2009	2009-2010
<i>Large EMOs</i>	5	7	8	9	10	13	16	14	14	15	16	12
<i>Medium EMOs</i>	5	8	10	9	8	8	8	9	9	7	20	25
<i>Small EMOs</i>	4	4	3	18	29	30	35	28	25	28	59	61
<i>Total number of EMOs</i>	14	19	21	36	47	51	59	51	48	50	95	98
<i>Number of states with EMOs</i>	16	21	22	24	25	29	25	29	31	28	31	31

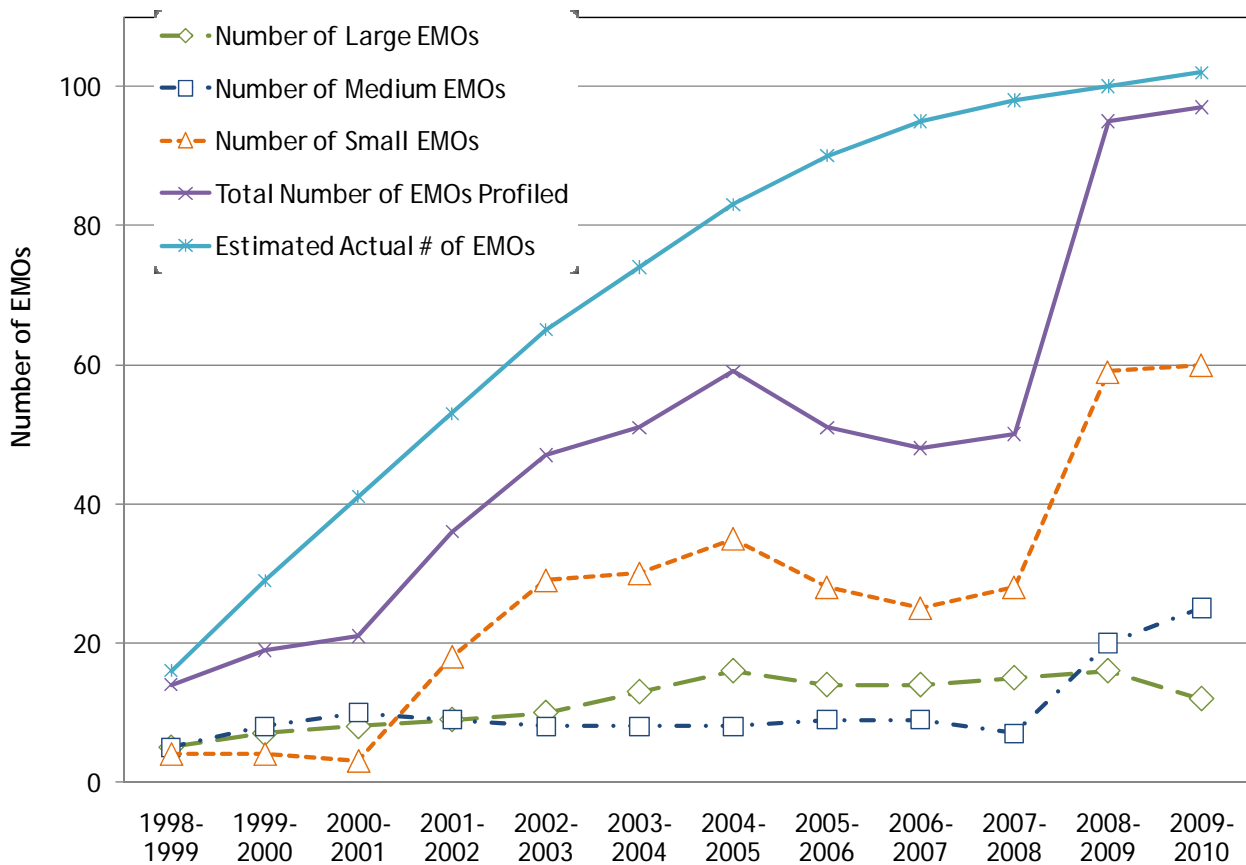
Figure 1 illustrates the trends in the number of EMOs profiled over the past decade. The total number of EMO profiles in each annual report is shown in row 4, set off with solid dark lines above and below. *Profiles* reports have never fully captured the number of operational EMOs. Small EMOs (i.e., companies operating three or fewer schools) are sometimes difficult to identify, and—as we have learned over the years—are more difficult to obtain information from. However, the use of state resources and key informants over the past few years and in the current *Profiles* reduced the severity of this problem.

*Profiles* reports from 2005-2006 and 2006-2007 did not include new small EMOs. The 2007-2008 report included and updated the information about those small EMOs included in past reports and added small EMOs identified in the course of that year's research. The data in this report in last year's and the current report continue these methods. In the 2007-2008 report, it

<sup>2</sup> Investors should independently confirm information prior to making investment decisions.

was suggested that the number of small-sized EMOs may exceed the total number of medium- and large-sized EMOs combined. The data contained in this report now confirm this early hypothesis. Based on what we know from states like Michigan and Arizona, where most of the small EMOs are located, this category of company continues to increase, while the number of large- and medium-sized EMOs has leveled off over the past few years.

While the number of profiled EMOs dramatically increased from 2007-2008 to last year, it is important to note our data suggest that the growth of the for-profit EMO sector has slowed in recent years. Although the growth in the total number of schools operated by EMOs is slowing, many of the medium- and large-sized EMOs have been diversifying and expanding into new service areas, such as the provision of supplemental education services that are less regulated and show growth potential. Some EMOs, such as EdisonLearning, also have packaged and sought to sell or leased their curricula, accountability, and in-service training systems.



**Figure 1. Illustration of the Actual Number of Profiled EMOs by Size**

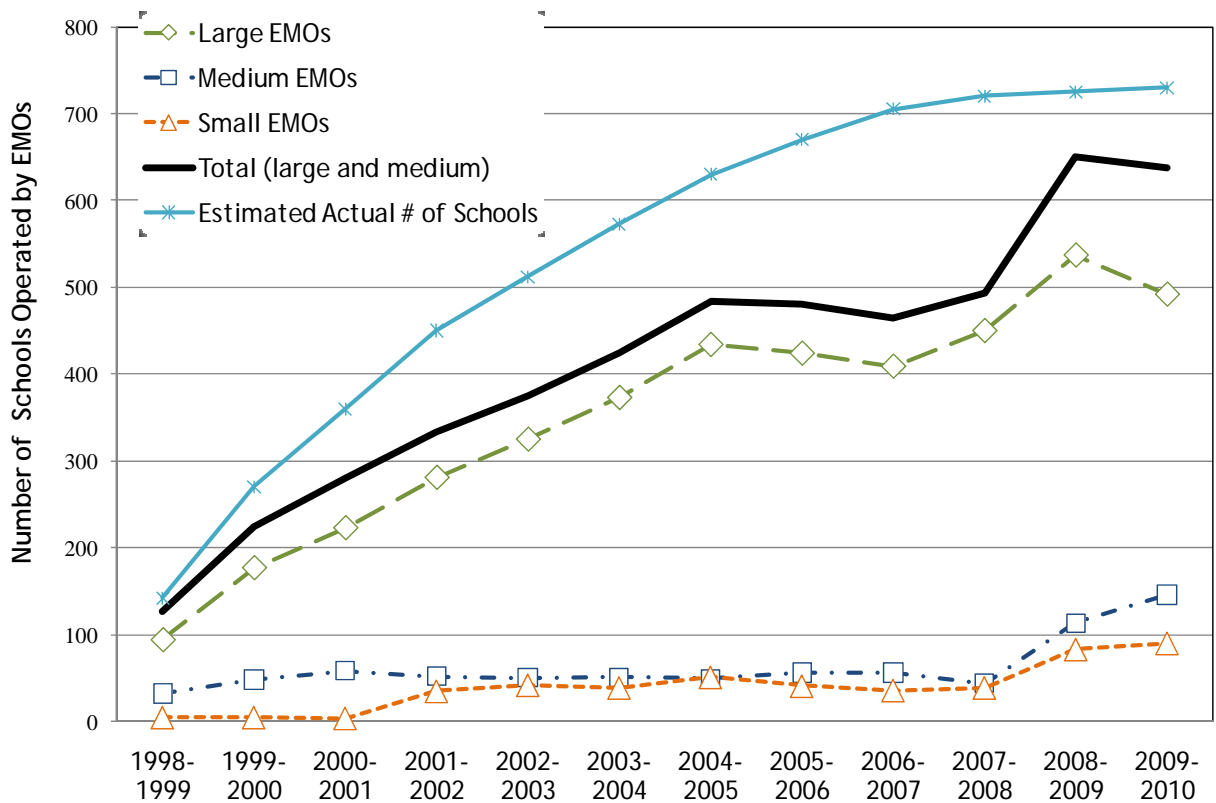
### Number of Schools Managed by Education Management Organizations

Table 2 displays the number of schools managed by EMOs that were profiled from the period 1998-1999 to 2009-2010. In 2009-2010 the total number of schools profiled was 728, down four schools from 2008-2009. The move of 14 Richard Milburn Academies and 1 Allsport Academy

to the nonprofit sector, the move of Helicon Associates to the medium category, and the relative stability of the remaining large-size EMOs contributed to this net decrease of 28 schools in the large EMO-managed schools. The medium-size EMOs grew by 18 schools, thanks in part to Helicon Associates' revised category, as well as the addition of two additional medium-sized EMOs.

**Table 2. Number of Schools Managed by Profiled EMOs, By EMO Size**

	1998-1999	1999-2000	2000-2001	2001-2002	2002-2003	2003-2004	2004-2005	2005-2006	2006-2007	2007-2008	2008-2009	2009-2010
Large EMOs	94	177	223	281	325	373	434	424	409	450	537	492
Medium EMOs	32	48	58	52	50	51	49	56	56	44	113	146
Small EMOs	5	5	4	35	42	39	51	41	36	39	83	90
Total number of EMO schools	131	230	285	368	417	463	534	521	501	533	733	728



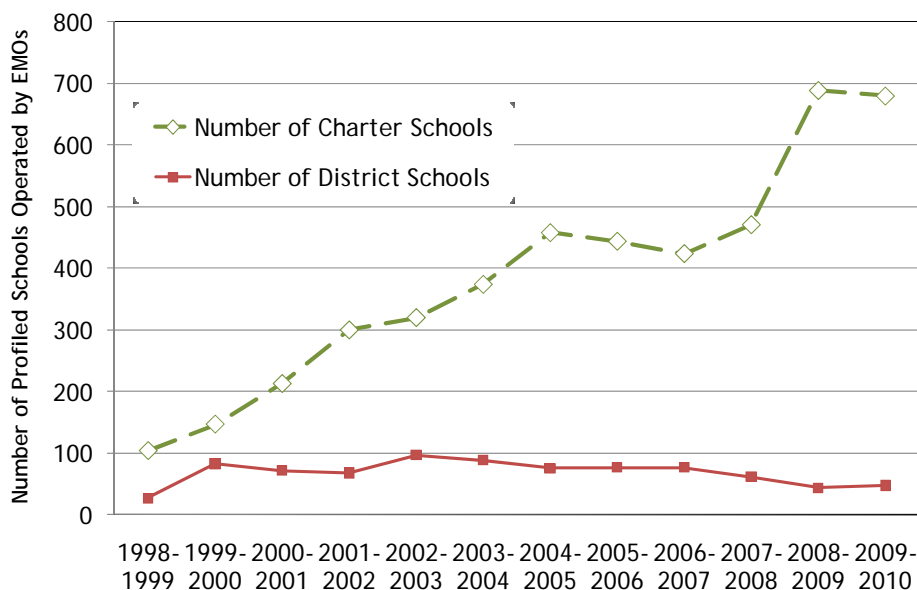
**Figure 2. Illustration of the Growth of EMOs in Terms of the Number of Schools They Operate**

To accurately interpret these numbers it is important to note that in 2006-2007, Imagine Schools, Inc. the nation's second largest EMO, reported that it had changed from a for-profit to a nonprofit organization. As a result the company and the estimated 38 schools it managed that year were not included in the 2006-2007 *Profiles* report. In our data collection for the 2007-2008 report we learned that Imagine Schools was still operating as a for-profit company because it had not yet received IRS approval to operate as a nonprofit. As of September 1, 2010, Imagine Schools was still awaiting a ruling from the IRS; it is, therefore, profiled as a for-profit EMO in the current report. It should be noted that Imagine Schools responded to our request separating their schools into those operated by Imagine For-Profit, Inc. and those operated by Imagine Nonprofit, Inc. These lists did not seem to be separated by state or year founded, and the representative answering our request could not provide reasoning for the division.

Figure 2 illustrates the growth trends associated with the schools-under-management data in Table 2. Note that large EMOs predominate, even with the dramatic increase in the number of small- and medium-sized EMOs. Over the past decade, large EMOs have increased their share of the total number of schools under management. Small- and medium-sized EMOs have only shown gradual growth in terms of the total number of schools they operate.

Large-sized EMOs (i.e., those managing 10 or more schools) account for 67.6% of all EMO-managed schools; medium-sized EMOs account for 20.1% of all EMO-operated schools; and small EMOs account for an additional 12.4%.

Figure 3 illustrates that charter schools account for 93.4% of all EMO-managed schools. Between 2003-2004 and 2008-2009, the number of district schools managed by EMOs trended downward. In 2009-2010, however, schools an additional three district schools opened and are profiled, bringing the total to 47, or 6.5% of the total schools profiled.



**Figure 3. Number of Charter Schools and District Schools Operated by For-Profit EMOs**

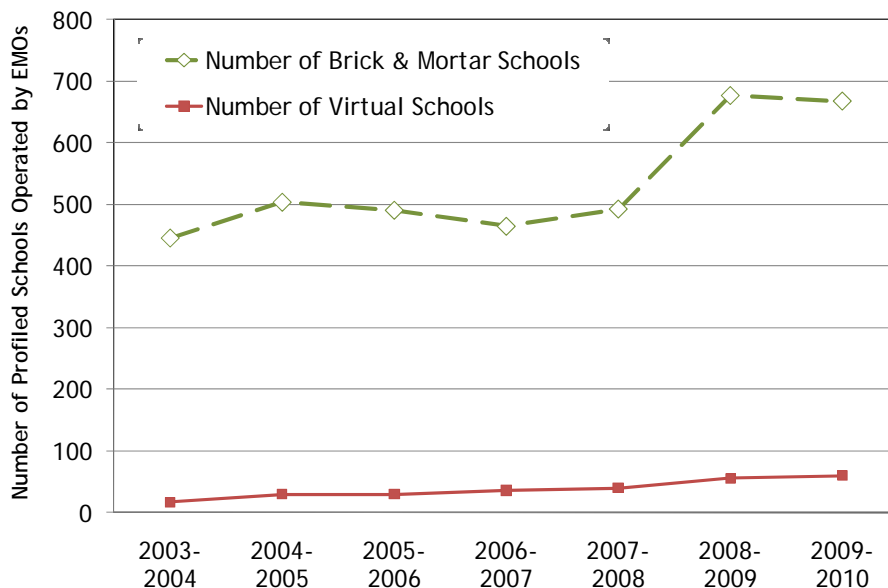
Figure 4 contrasts the number of EMO-managed “brick and mortar” schools to the number of virtual schools managed by EMOs. A virtual school delivers its curriculum and provides instruction via the Internet and electronic communication (see Appendix A for definitions). We have only collected data on virtual schools since the 2003-2004 school year. In that time, the number of virtual schools included in the Profiles reports has grown from 17 to 60.

Virtual schools accounted for only 4% of the EMO-managed schools in 2003-2004; last year they accounted for 7.6% of EMO-managed schools, and this year, they accounted for 8.2% of EMO-managed schools. Because the virtual schools tend to have much larger enrollments than traditional brick-and-mortar schools, the number of students they enroll accounts for 22.8% of all students in EMO-operated schools, up from 20.4% last year and 17.4% in 2007-2008.

Of the 60 virtual schools, 41 are run by three large-sized EMOs:, Connections Academy, K12 Inc., and White Hat Management. Of those, Connections and K12 Inc. are the two dominant players. Five medium-sized EMOs, Pinnacle Education, Inc., Humanities and Sciences Academy of the United States, eSchool Consultants, KC Distance Learning, and Insight Schools, also manage 18 of the virtual schools. The one remaining

virtual school is managed by Altair Learning Management, a single-site EMO that manages a virtual school with the largest enrollment of any of the virtual schools (Electronic Classroom of Tomorrow, 8,757).

Virtual schools operate under two different governing frameworks. Most are established under state charter school laws. K12's 24 schools include 23 established under charter regulations and one that is not. Connections Academy's 15 schools include 10 charter schools and five district public schools. After losing one school this year, Insight Schools is now categorized as medium-sized EMO with nine managed charter schools. Table 3 displays a summary of current virtual school operations .



**Figure 4. Number of Brick and Mortar Schools and Virtual Schools Operated by For-Profit EMOs**

**Table 3. Number of Managed Schools by School Type**

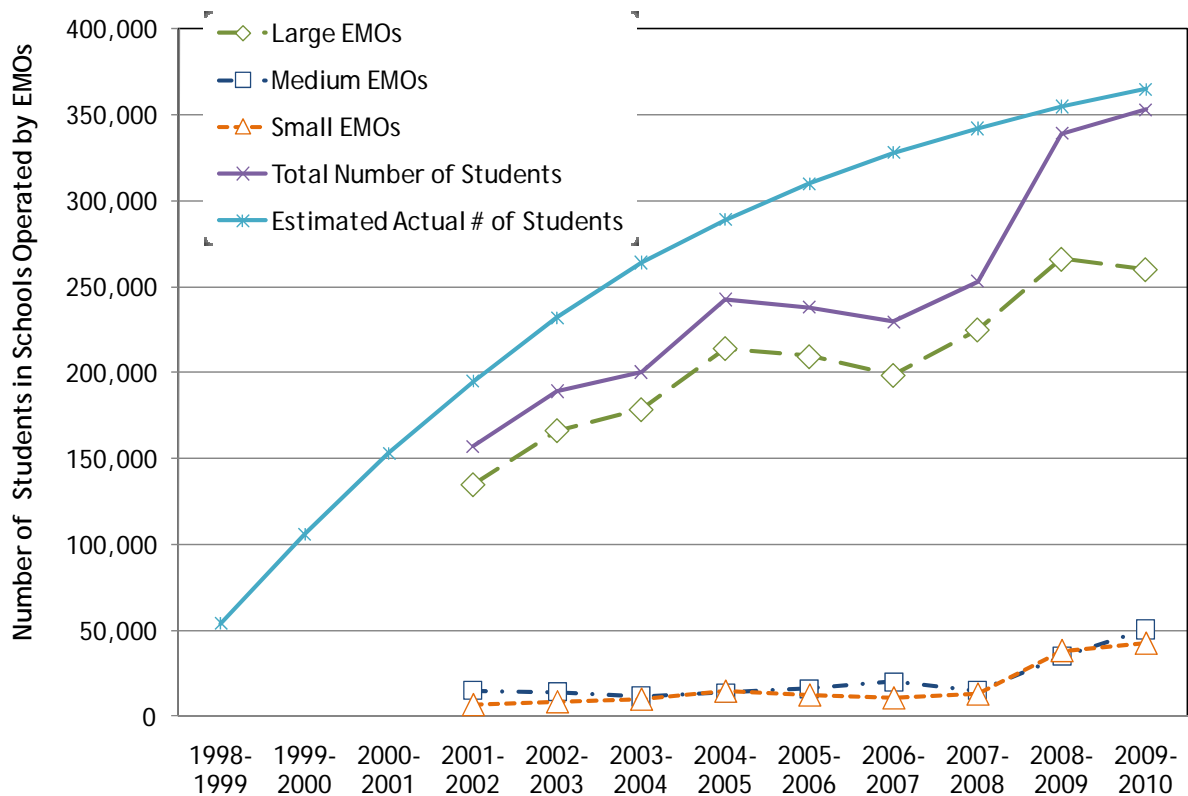
	2003-2004	2004-2005	2005-2006	2006-2007	2007-2008	2008-2009	2009-2010
<i>Number of Brick &amp; Mortar Schools</i>	446	504	491	465	493	677	668
<i>Number of Virtual Schools</i>	17	30	30	36	40	56	60

## Number of Students in Schools Managed by Profiled EMOs

In this section we describe current figures and overall trends in student enrollments. Large EMOs tend to have larger average school enrollments than small- or medium-sized EMOs (see Table 6). As a result, although large EMOs account for 67.6% of all EMO-managed schools, they enroll 73.7% of all students in EMO-managed schools (see Table 4).

**Table 4. Number of Students in Schools Managed by EMO Size**

	2001-2002	2002-2003	2003-2004	2004-2005	2005-2006	2006-2007	2007-2008	2008-2009	2009-2010
Large EMOs	135,000	166,464	178,670	214,205	209,495	198,583	225,050	266,140	260,143
Medium EMOs	15,057	14,168	11,665	13,535	15,971	20,092	15,758	34,956	50,526
Small EMOs	6,960	8,567	10,068	14,688	12,503	10,823	13,605	38,126	42,401
Total number of EMO students	157,017	189,199	200,403	242,428	237,969	229,498	254,413	339,222	353,070



**Figure 5. Number of Students Enrolled in Schools Managed by For-Profit EMOs**

Prior to 2001-2002, student enrollment data were not collected for *Profiles* reports. Figure 5 displays enrollment data for companies profiled for the period 2001-2002 to 2009-2010. Also displayed is the calculated student enrollment trend estimate. The estimated enrollment for the first three years is based on the number of schools and the mean enrollment in schools for 2001-2002 and 2002-2003.

Each year since 2001-2002 the average and median enrollment for EMO-managed schools has increased. This fact also is taken into account when we calculate our estimated enrollments. The dip in overall enrollment in 2006-2007 is due to the exclusion of Imagine Schools, which has been included again since 2007-2008.

The data in Table 5 display the number of EMO-managed schools and total enrollment of those schools by school level. The Common Core of Data definitions were used to classify schools as either “primary,” “middle,” “high,” or “other” (see definitions in Appendix A). Nearly fifty-seven percent of all EMO-managed schools are at the primary level in 2008-2009, compared with 60% in the previous year.

**Table 5. Number of Schools and Students Enrolled in Schools Operated by Profiled EMOs, by School Level (2007-2008 to 2009-10)**

	2007-2008		2008-2009		2009-2010	
	Schools	Enrollment	Schools	Enrollment	Schools	Enrollment
<i>Primary</i>	324	161,256	419	189,361	412	192,260
<i>Middle</i>	33	13,917	54	16,022	54	15,538
<i>High</i>	100	48,745	146	41,743	141	44,514
<i>Other</i>	76	30,495	114	92,096	121	100,758

Table 6 displays the 2009-2010 average and median enrollments for EMO-operated schools, in terms of EMO size and instruction level. The data illustrate that schools run by large EMOs have a larger median enrollment than do schools operated by medium or small-sized EMOs. The data in Table 6 illustrate the predominance of the large EMOs, both in terms of the number of schools they manage and the total number of students their schools enroll. It also illustrates the extent to which large EMOs focus on primary schools with relatively large enrollments.



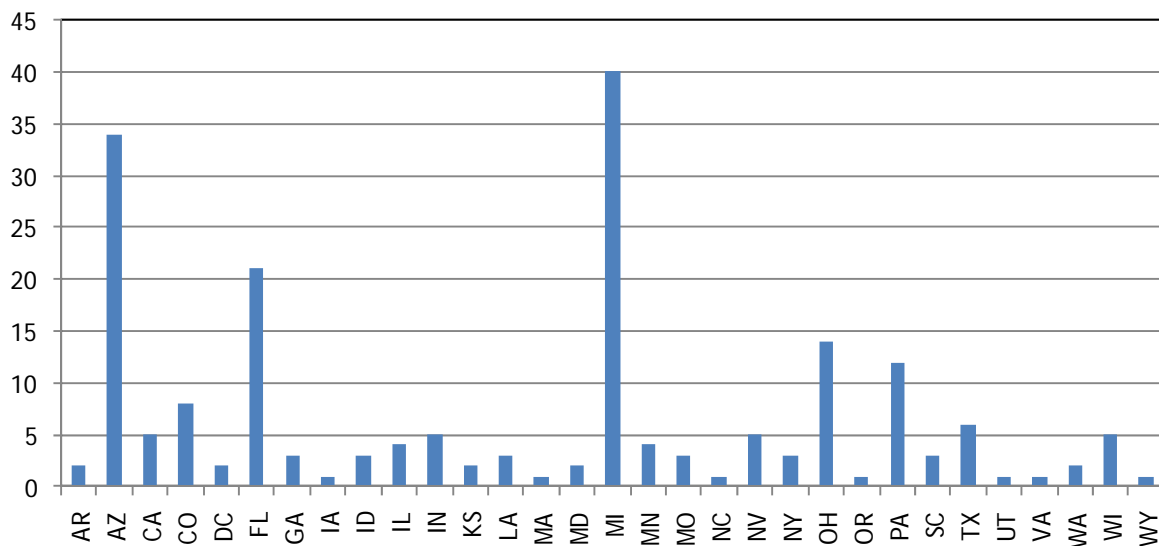
**Table 6. Numbers of Schools and Students Enrolled, by EMO Size and School Level, 2009-2010**

		<i>Number of Schools</i>	<i>Total Enrollment</i>	<i>Average Enrollment</i>	<i>Median enrollment</i>
<i>Large-sized EMOs</i>	<i>Primary</i>	314	154,616	492	481
	<i>Middle</i>	44	13,036	296	213.5
	<i>High</i>	76	24,354	320	280
	<i>Other</i>	58	68,137	1,175	581
	<i>Total</i>	<b>492</b>	<b>260,143</b>	<b>529</b>	<b>431.5</b>
<i>Medium-sized EMOs</i>	<i>Primary</i>	55	18,666	377	317
	<i>Middle</i>	7	1,581	226	227
	<i>High</i>	42	12,816	328	226.5
	<i>Other</i>	42	13,991	342	249.5
	<i>Total</i>	<b>146</b>	<b>42,391</b>	<b>346</b>	<b>252.5</b>
<i>Small-sized EMOs</i>	<i>Primary</i>	43	17,059	393	282
	<i>Middle</i>	3	921	307	357
	<i>High</i>	23	6,365	277	222
	<i>Other</i>	21	18,046	868	320
	<i>Total</i>	<b>90</b>	<b>42,391</b>	<b>471</b>	<b>272.5</b>

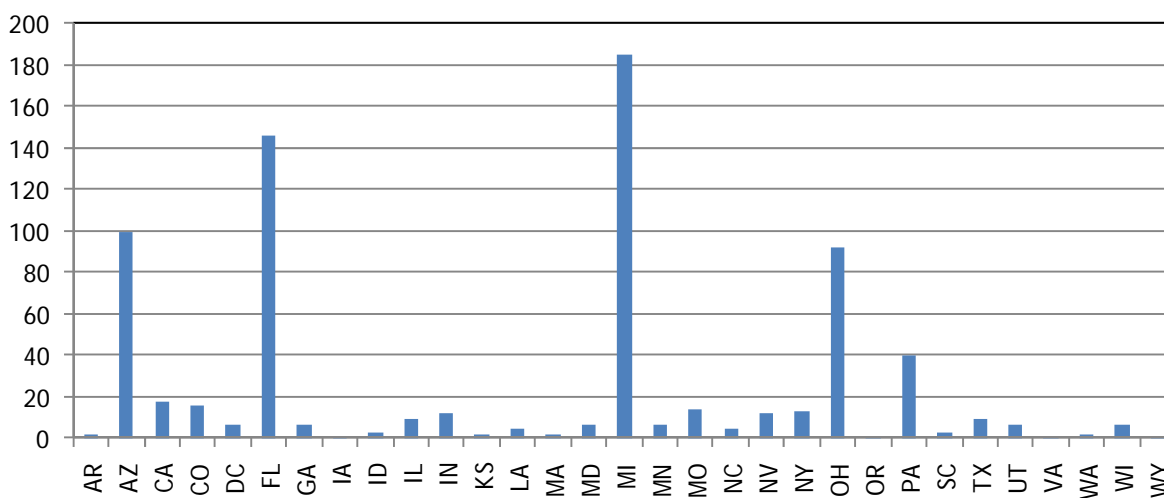
### Number of EMOs by State

Figure 6 illustrates the distribution of EMOs by state. Michigan has the most for-profit EMOs, with a total of 40 companies that operate 1 or more public schools. Arizona is not far behind with 34 for-profit EMOs. Florida (21), Ohio (14), and Pennsylvania (12) also have a sizeable number of EMOs operating one or more schools. After these states, the numbers of companies per state drop off considerably. The remaining 26 states with EMOs typically have between 1 and 8 for-profit EMOs operating within their borders.

While Figure 6 displays the number of companies in existence, Figure 7 displays the number of schools operated by for-profit EMOs per state. Michigan—once again—stands out as an exceptional case, with 185 schools operated by for-profit EMOs. Florida is a distant second, with 145. Arizona’s EMOs have fewer schools on average. Therefore, while Arizona had nearly as many companies as Michigan, the total number of schools operated by for-profit EMOs is only 99. Ohio, with 92 schools, and Pennsylvania, with 40 schools, also have large concentrations of for-profit-EMO-operated schools. In the case of Pennsylvania, many of its EMO-operated schools are district (the School District of Philadelphia) rather than charter schools. In the other states, the bulk of the EMO-operated schools are charter schools. California, Colorado, and Missouri, all with between 14 and 18 schools operated by for-profit EMOs, round out the key states for for-profit EMOs.



**Figure 6. Number of For-Profit EMOs Operated by State**



**Figure 7. Number of Schools Operated by For-Profit EMOs by State**

### AYP Status/State Rating

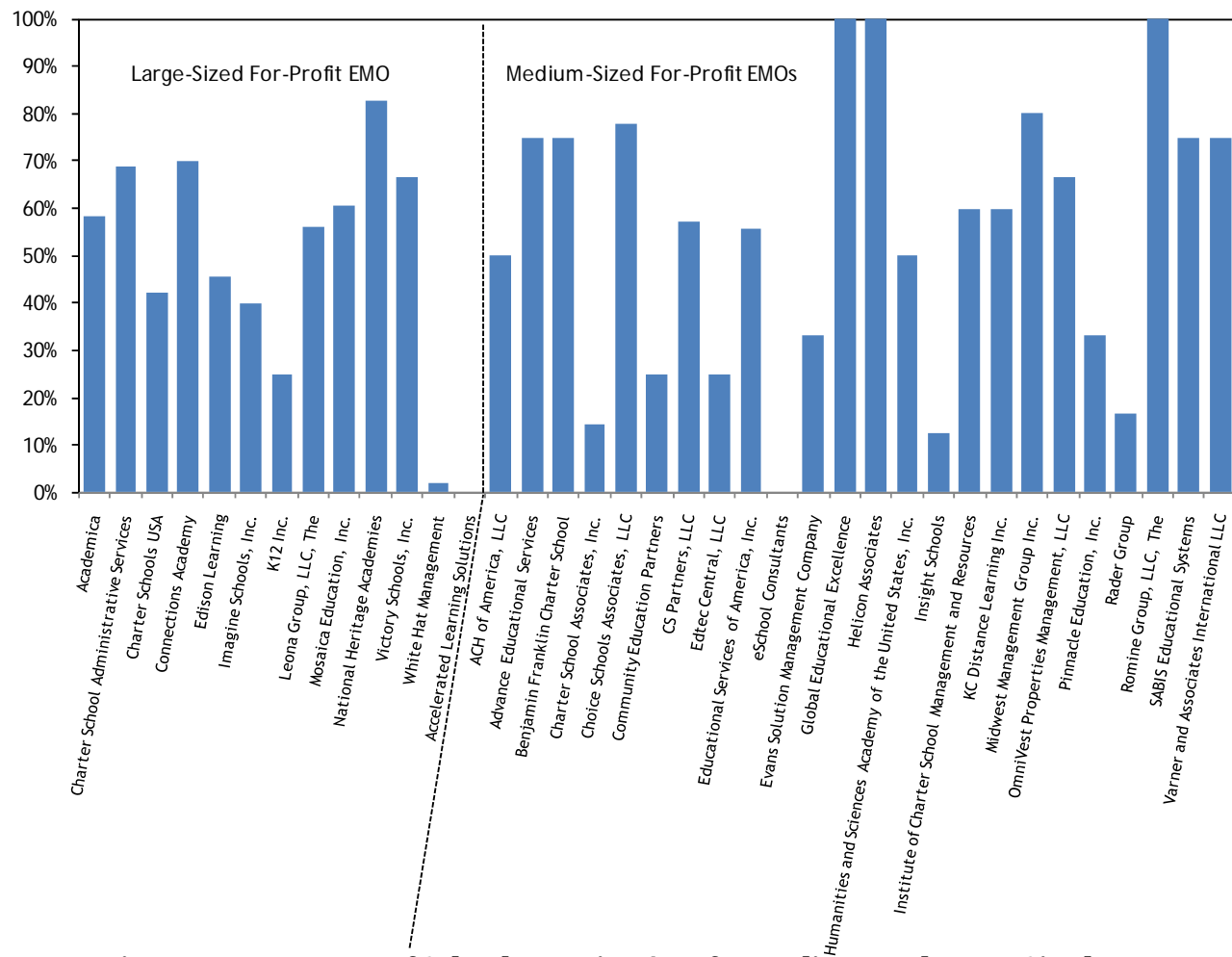
The current report is the first *Profiles* in which adequate yearly progress ratings and state-specific ratings were included. This information was gathered using official state department of education sources. In some cases where data was not up to date or complete, however, we relied on the EMOs themselves to update this information. We were able to gather Adequate Yearly Progress (AYP) ratings for 700 of the 728 schools managed by for-profit EMOs (96%).

Of the schools for which we were able to gather data on AYP status, just over half (53%) made AYP, while 47% of the schools did not. When AYP status was separated by EMO size, a clear

pattern emerged. Small-sized EMOs had a significantly higher proportion of schools making AYP (70.8%) than did either medium-sized EMOs (54.3%), or large EMOs (49.5%).

The AYP ratings for virtual schools managed by EMOs were substantially weaker than the ratings for the brick-and-mortar schools. While only 30% of the virtual schools met AYP, 54.9% of the brick-and-mortar schools met AYP. District schools managed by EMOs had slightly lower performance ratings (47.8% met AYP) relative to the charter schools operated by EMOs (53.5% met AYP).

Figure 8 illustrates the proportion of schools meeting AYP for each of the medium- and large-sized EMOs. Among the large-sized EMOs, those companies with the lowest proportion of schools meeting AYP are K12 Inc. (25%), White Hat Management (2%) and Accelerated Learning Solutions (0%). National Heritage Academies has the highest proportion of its schools meeting AYP (83%). Among the medium-sized EMOs, the companies with the lowest ratings were Charter School Associates (14%), eschool Consultants (0%), Insight Schools (13%), and Rader Group (17%). Three of the medium-sized EMOs had all of their schools meet AYP: Global Educational Excellence, Helicon Associates, The Romine Group, LLC.



**Figure 8. Percentage of Schools Meeting AYP for Medium- and Large-Sized For-Profit EMOs**

While the AYP ratings provide an indicator of performance that can be applied across states, it is important to note that this is a relatively crude indicator of whether or not schools are meeting state standards. Those EMOs managing schools that target more disadvantaged populations are more likely to not make adequate yearly progress, while EMOs whose schools have college prep profiles or serve few disadvantaged students have a much better chance of making AYP. More specific results can often be obtained from state-specific assessment programs.

In addition to AYP, we have also reported data from state-specific school ratings in this year's *Profiles* report. These state ratings vary considerably from state to state. Most often the state rating systems involve a letter grade assigned to schools. Because of the wide range of ratings available from state to state, it was impossible to run descriptive statistics on this data. For each school listed under each profiled EMO, it is possible to see both AYP status and, where available, state ratings (see Appendix B for a complete list of state rating sources). In terms of state-specific ratings, we were able to gather information on 618 of the 728 schools (84.9%).

## Description of the Appendices

The appendices contain important information that will be helpful in using the *Profiles* report. Below is a list of appendices and a brief description of each:

- **Appendix A** contains definitions of terms and notes that will be helpful in understanding the company summaries and profiles.
- **Appendix B** contains notes on state-level resources.
- **Appendix C** contains notes on EMO responses.
- **Appendix D** contains a list of companies that are no longer profiled and the reason(s) why.
- **Appendix E** contains the methods for gathering and reporting all EMO-related data.

## LARGE COMPANY SUMMARY

Summary of For-Profit EMOs Managing 10 or More Schools, Listed Alphabetically by Company Name

Company Name	Company Location	Public Schools Managed			Enrollment	States	Page
		Charter	District	Total			
Academica	Miami, FL	55	0	55	20,300	3: FL, TX, UT	19
Charter School Administrative Services	Southfield, MI	16	0	16	6,540	4: MI, MO, OH, TX	22
Charter Schools USA	Fort Lauderdale, FL	19	0	19	14,104	1: FL	23
Connections Academy	Baltimore, MD	10	4	14	16,544	13: AZ, CA, CO, FL, ID, MN, NV, OH, OR, PA, SC, WI, WY	24
EdisonLearning	New York, NY	31	30	61	34,748	15: CA, CO, GA, IA, IL, IN, LA, MD, MI, MO, MN, NV, OH, PA, WI	25
Imagine Schools, Inc.	Arlington, VA	79	0	79	34,530	12: AZ, CO, DC, GA, FL, IN, MD, MI, MO, NV, OH, PA	28
K12 Inc.	Herndon, VA	23	1	24	39,069	15: AR, AZ, CA, CO, FL, ID, IL, IN, NV, OH, PA, SC, TX, WI, WY	31
The Leona Group, LLC	Phoenix, AZ	65	0	65	17,977	6: AZ, FL, IN, LA, MI, OH	32
Mosaica Education, Inc.	New York, NY	30	0	30	9,490	9: AZ, CO, DC, FL, IL, IN, MI, OH, PA	35
National Heritage Academies	Grand Rapids, MI	60	0	60	38,470	6: CO, IN, MI, NC, NY, OH	36
Victory Schools	New York, NY	12	6	18	8,008	3: IL, NY, PA	39
White Hat Management	Akron, OH	50	1	51	20,363	6: AZ, CO, FL, MI, OH, PA	40
<b>Total Large: 12</b>		<b>450</b>	<b>42</b>	<b>492</b>	<b>260,143</b>		

## MEDIUM COMPANY SUMMARY

Summary of For-Profit EMOs Managing 4 to 9 Schools, Listed Alphabetically by Company Name

Company Name	Company Location	Public Schools Managed			Enrollment	States	Page
		Charter	District	Total			
Accelerated Learning Solutions, Inc.	Miramar, FL	5	0	5	783	1: FL	43
ACH of America, LLC	Altamonte Springs, FL	4	0	4	447	1: FL	44
Advance Educational Services, Inc.	Lansing, MI	4	0	4	1,044	1: MI	45
Benjamin Franklin Charter School	Gilbert, AZ	4	0	4	2,170	1: AZ	46
Charter School Associates, Inc.	Sunrise, FL	7	0	7	2,377	1: FL	47
Choice School Associates LLC	Grand Rapids, MI	9	0	9	2,956	1: MI	48
Community Education Partners	Nashville, TN	3	1	4	322	2: FL, VA	49
CS Partners, LLC	Hartland, MI	7	0	7	2,527	1: MI	50
edtec Central, LLC	Ferndale, MI	4	0	4	432	1: MI	51
Educational Services of America, Inc.	Nashville, TN	9	0	9	1,050	2: AZ, MI	52
eSchool Consultants, LLC	Columbus, OH	4	0	4	2,190	1: OH	53
Evans Solution Management Company	Detroit, MI	6	0	6	502	1: MI	54
Global Educational Excellence	Ann Arbor, MI	8	0	8	2,678	2: MI, OH	55
Helicon Associates, Inc.	Trenton, MI	6	0	6	1,488	1: MI	56
Humanities and Sciences Academy of the United States, Inc.	Phoenix, AZ	4	0	4	598	1: AZ	57
The Institute of Charter School Management and Resources, Inc.	Kettering, OH	5	0	5	1,109	1: OH	58
Insight Schools, Inc.	Portland, OR	9	0	9	6,513	8: CA, CO, ID, KS, MN, SC, WA, WI	59
KC Distance Learning Inc.	Portland, OR	2	4	6	2,939	6: KS, MN, NV, TX, WA, WI	60
Midwest Management Group Inc.	Commerce Township, MI	5	0	5	1,799	1: MI	61
OmniVest Properties Management, LLC	Newtown, PA	6	0	6	2,806	1: PA	62
Pinnacle Education, Inc.	Tempe, AZ	6	0	6	1,219	1: AZ	63
The Rader Group, Inc.	Fort Walton Beach, FL	6	0	6	977	1: FL	64
The Romine Group, LLC	Utica, MI	5	0	5	3,723	1: MI	65
SABIS Education Systems	Eden Prairie, MN	9	0	9	5,764	5: AZ, LA, MA, MI, OH	66
Varner and Associates International LLC	Lathrop Village, MI	4	0	4	2,113	1: MI	67
<b>Total Medium EMOs: 25</b>		<b>141</b>	<b>5</b>	<b>146</b>	<b>50,526</b>		

## SMALL COMPANY SUMMARY

Summary of For-Profit EMOs Managing 1 to 3 Schools, Listed Alphabetically by Company Name

Company Name	Company Location	Public Schools Managed			Enrollment	States	Page
		Charter	District	Total			
777 Educational Management Company	Detroit, MI	2	0	2	186	1: MI	68
A Childs View School Inc.	Tucson, AZ	1	0	1	58	1: AZ	68
Academic Leadership Services, L.P.	Pittsburgh, PA	1	0	1	276	1: PA	69
Accelerated Learning Center, Inc.	Phoenix, AZ	1	0	1	242	1: AZ	69
Allen-Cochran Enterprises	Chandler, AZ	1	0	1	286	1: AZ	70
Altair Learning Management	Columbus, OH	1	0	1	8,757	1: OH	71
American Basic Schools, LLC	Mesa, AZ	1	0	1	750	1: AZ	71
American Institutional Management Services	Dearborn, MI	1	0	1	481	1: MI	72
Bardwell Group	Redford, MI	2	0	2	1,154	1: MI	72
Black Star Educational Management	Detroit, MI	1	0	1	193	1: MI	73
Bright Beginnings School, Inc.	Chandler, AZ	1	0	1	435	1: AZ	73
Bright Horizon Family Solutions LLC	Watertown, MA	1	0	1	460	1: FL	74
Carter, Reddy and Associates	Gainesville, FL	1	0	1	263	1: AR	74
Champion Schools, Inc.	Phoenix, AZ	1	0	1	854	1: AZ	75
Charter School Management Inc.	Chester, PA	1	0	1	2,466	1: PA	75
Compass High School, Inc.	Tucson, AZ	1	0	1	432	1: AZ	76
Connections Between Cultures, Inc.	Wichita Falls, TX	1	0	1	173	1: TX	77
Cornerstone Charter School, Inc.	Phoenix, AZ	1	0	1	171	1: AZ	77
Country Gardens Educational Services, LLC	Laveen, AZ	1	0	1	407	1: AZ	78
Desert Springs Academy	Tucson, AZ	1	0	1	143	1: AZ	78
East Valley Academy	Scottsdale, AZ	2	0	2	40	1: AZ	79
Eastpointe High School, Inc.	Tucson, AZ	1	0	1	222	1: AZ	79
EdFutures, Inc.	Carlsbad, CA	3	0	3	750	3: CA, FL, GA	80
Education Associates	Holland, MI	1	0	1	830	1: MI	80
Education Management and Networks	Warren, MI	3	0	3	607	1: MI	81
Educational Impact, Inc.	Tucson, AZ	2	0	2	140	1: AZ	81
Educators Management Group	Palm Bay, FL	2	0	2	317	1: FL	82
Eduprize Schools, LLC	Queen Creek, AZ	1	0	1	1,172	1: AZ	82
GAR, LLC	Tempe, AZ	1	0	1	123	1: AZ	83
Hamadeh Educational Services, Inc.	Dearborn, MI	3	0	3	2,278	1: MI	83
Heritage Academy, Inc.	Mesa, AZ	1	0	1	519	1: AZ	84
Information Referral Resource Assistance, Inc.	Edinburg, TX	3	0	3	361	1: TX	84
Innovative Teaching Solutions	Southfield, MI	3	0	3	1,907	1: MI	85
Lakeshore Educational Management, Inc.	Charlevoix, MI	3	0	3	693	1: MI	85

## SMALL COMPANY SUMMARY

Summary of For-Profit EMOs Managing 1 to 3 Schools, Listed Alphabetically by Company Name

Legacy Traditional Charter School	Maricopa, AZ	2	0	2	1,015	1: AZ	86
LLL Licensing, Inc.	Pinellas Park, FL	2	0	2	242	1: FL	86
Montessori Charter School of Flagstaff, Inc.	Flagstaff, AZ	1	0	1	282	1: AZ	87
Montessori Schoolhouse of Tucson, Inc.	Tucson, AZ	2	0	2	109	1: AZ	87
Newpoint Education Partners	Panama City, FL	2	0	2	375	1: FL	88
Nobel Learning Communities, Inc.	West Chester, PA	1	0	1	770	1: PA	89
O.P. Twelve, Inc.	Clinton Township, MI	1	0	1	212	1: MI	89
Peak Performance Educational Management Company	Detroit, MI	1	0	1	116	1: MI	90
Performance Academies LLC	Tampa, FL	1	0	1	44	1: FL	90
Prep Net LLC	Grand Rapids, MI	1	0	1	229	1: MI	91
Professional Contract Management Inc.	Portland, MI	1	0	1	136	1: MI	91
Rose Management Group	Tucson, AZ	3	0	3	1,023	1: AZ	92
Schoolhouse Services and Staffing, Inc.	Detroit, MI	3	0	3	1,342	1: MI	92
Self Development Charter School	Mesa, AZ	1	0	1	301	1: AZ	93
Smart Schools Management	Traverse City, MI	1	0	1	1,111	1: MI	93
Solid Rock Management Company	Detroit, MI	3	0	3	1,407	1: MI	94
Southern Arizona Community Academy, Inc.	Tucson, AZ	1	0	1	212	1: AZ	94
Summit Management Consulting	Kimball, MI	1	0	1	902	1: MI	95
Superior Management Corporation	Clearwater, FL	1	0	1	276	1: FL	95
Synergy Training Solutions	St. Clair Shores, MI	2	0	2	423	1: MI	96
TAG Elementary, Inc.	Tucson, AZ	1	0	1	242	1: AZ	96
Technical Academy Group LLC	Dearborn, MI	1	0	1	1,189	1: MI	97
Three Cord Inc.	York, PA	1	0	1	445	1: PA	97
Transitions Consultants LLC	Southfield, MI	3	0	3	1,167	1: MI	98
Visions Education Development Consortium LLC	Flint, MI	1	0	1	491	1: MI	98
Youth and Family Centered Services	Austin, TX	1	0	1	194	1: FL	99
<b>Total Small EMOs: 61</b>		<b>90</b>	<b>0</b>	<b>90</b>	<b>42,401</b>		

<b>Total EMOs: 98</b>		<b>681</b>	<b>47</b>	<b>728</b>	<b>353,070</b>	<b>31</b>	
-----------------------	--	------------	-----------	------------	----------------	-----------	--



**Address**                      **Telephone and Fax**                      **Website and e-mail**                      **Year Founded**  
 6361 Sunset Drive              Phone              305-669-2906                      www.academicaschools.org                      1999  
 Miami, FL 33143                  Fax                      305-669-4390                      through website

School Name	City	State	Year Founded	2009	Grades Served		Charter School	Virtual School	Made AYP	State Rating
				Enrollment	From	To				
Ben Gamla Charter School	Hollywood	FL	2007	591	k	8	YES		Yes	A
Brooks Academy of Science and Engineering	Brooks City Base	TX	2006	602	6	12	YES		Yes	RECOGNIZED
City of Hialeah Educational Academy	Hialeah	FL	2008	99	9	9	YES		No	C
Doral Academy Charter High School	Doral	FL	2001	857	9	12	YES		No	A
Doral Academy Charter Middle School	Miami	FL	2003	935	6	8	YES		Yes	A
Doral Academy Elementary	Miami	FL	1999	747	k	5	YES		Yes	A
Doral Performing Arts and Entertainment Academy	Doral	FL	2005	61	9	12	YES		No	A
Excelsior Language Academy of Hialeah	Hialeah	FL	2008	407	k	8	YES		No	C
International Studies Charter High School	Miami	FL	2004	256	9	12	YES		Yes	A
Mater Academy	Hialeah Gardens	FL	1997	697	k	5	YES		Yes	A
Mater Academy Charter High	Hialeah Gardens	FL	2002	1458	9	12	YES		No	A
Mater Academy Charter Middle	Hialeah Gardens	FL	2003	1151	6	8	YES		Yes	A
Mater Academy East Charter	Miami	FL	2002	432	k	5	YES		Yes	A
Mater Academy East Charter High	Miami	FL	2007	167	9	12	YES		No	C
Mater Academy High School of International Studies	Miami	FL	2008	10	9	12	YES		No	
Mater Academy Lakes High School	Hialeah	FL	2006	270	9	12	YES		No	A
Mater Academy Lakes Middle School	Hialeah	FL	2006	222	6	8	YES		No	A
Mater Academy Middle School of International Studies	Miami	FL	2008	16	6	8	YES		No	
Mater Academy of International Studies	Miami	FL	2008	18	k	5	YES		No	B
Mater East Academy Middle School	Miami	FL	2005	296	6	8	YES		No	C
Mater Gardens Academy	Hialeah	FL	2006	339	k	5	YES		Yes	A
Mater Gardens Academy Middle School	Hialeah	FL	2003	146	6	8	YES		Yes	A
Mater Performing Arts & Entertainment Academy	Hialeah Gardens	FL	2005	156	9	12	YES		No	A
Miami Children's Museum Charter School	Miami	FL	2004	185	k	2	YES		Yes	
North Davis Preparatory Academy	Layton	UT	2004	968	k	9	YES		Yes	Yes
North Star Academy	Bluffdale	UT	2005	501	k	9	YES		Yes	Yes
Odyssey Charter School	Palm Bay	FL	1999	544	k	8	YES		No	A
Ogden Preparatory	Ogden	UT	2003	630	k	8	YES		Yes	Yes
Palm Bay Municipal Charter High School	Palm Bay	FL	2009	16	9	9	YES		No	
Pinecrest Academy (South Campus)	Miami	FL	2006	575	k	5	YES		Yes	A
Pinecrest Academy Charter High School	Miami	FL	2008	10	9	9	YES		No	
Pinecrest Academy Charter Middle School	Miami	FL	2003	421	6	8	YES		Yes	A
Pinecrest Preparatory Academy	Miami	FL	2001	404	k	5	YES		Yes	A
Quest Academy	West Haven	UT	2008	506	k	6	YES		Yes	Yes
Somerset (City) Arts Academy	Homestead	FL	2008	106	9	12	YES		Yes	
Somerset Academy	Pembroke Pines	FL	2000	103	k	5	YES		Yes	A
Somerset Academy (Country Palms)	Miami	FL	2008	12	k	5	YES		No	

<b>Address</b>	<b>Telephone and Fax</b>	<b>Website and e-mail</b>	<b>Year Founded</b>
6361 Sunset Drive Miami, FL 33143	Phone 305-669-2906 Fax 305-669-4390	www.academicaschools.org through website	1999

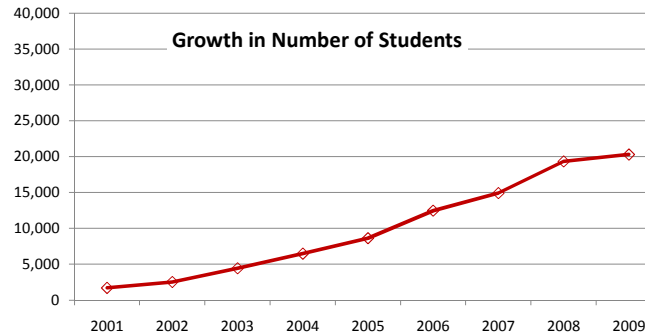
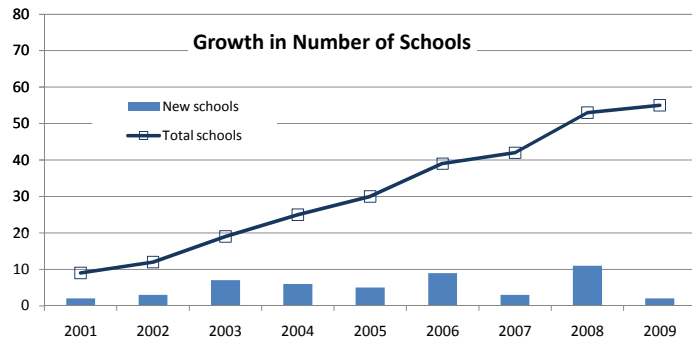
School Name	City	State	Year Founded	2009 Enrollment	Grade Levels Served	Charter School	Virtual School	Made AYP	State Rating
Somerset Academy (Silver Palms)	Miami	FL	2007	885	k 8	YES		Yes	B
Somerset Academy Charter	Miami	FL	2004	539	k 5	YES		Yes	B
Somerset Academy Charter Elementary School (South Homestead)	Homestead	FL	2009	21	k 5	YES		No	D
Somerset Academy Charter High	Pembroke Pines	FL	2002	548	9 12	YES		No	A
Somerset Academy Charter High School Dade	Homestead	FL	2004	103	9 12	YES		No	B
Somerset Academy Charter Middle School	Miami	FL	2008	14	6 8	YES		Yes	A
Somerset Academy Charter Middle School (South Homestead)	Homestead	FL	2008	14	6 8	YES		No	A
Somerset Academy Charter Middle School Dade	Miami	FL	2004	129	6 8	YES		Yes	A
Somerset Academy Davie Charter	Davie	FL	2003	138	k 5	YES		Yes	A
Somerset Academy Elementary (Miramar Campus)	Miramar	FL	2006	592	k 5	YES		Yes	A
Somerset Academy Middle (Miramar Campus)	Miramar	FL	2006	330	6 8	YES		Yes	A
Somerset Academy Middle School	Pembroke Pines	FL	2000	612	6 8	YES		Yes	A
Somerset Academy South Campus High School	Miami	FL	1997	10	9 12	YES		No	
Somerset Arts Conservatory	Pembroke Pines	FL	2006	45	9 12	YES		Yes	
Somerset Neighborhood School	Miramar	FL	1997	76	k 5	YES		No	A
Syracuse Arts Academy	Davis District	UT	2006	926	k 6	YES		Yes	Yes
The Theodore R. and Thelma A. Gibson Charter School	Miami	FL	2003	30	6 8	YES		Yes	
Wasatch Peak Academy	North Salt Lake	UT	2005	374	k 6	YES		Yes	Yes
<b>Total Number of Schools in 2009-10= 55</b>				<b>Number of States= 3</b>		<b>Total Enrollment= 20,300</b>		<b>Percent of Schools Making AYP= 58%</b>	

# Academica

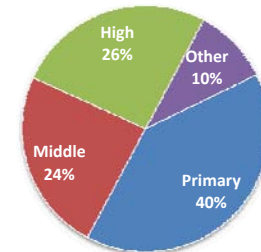
**Large Company: Managing 10 or More Schools**

2009-10

<b>Address</b>	<b>Telephone and Fax</b>	<b>Website and e-mail</b>	<b>Year Founded</b>
6361 Sunset Drive Miami, FL 33143	Phone 305-669-2906 Fax 305-669-4390	www.academicaschools.org through website	1999



**Distribution of Schools by Level**



**Notes:**

- a. Data for 2001 to 2006 are estimates for student growth
- b. 2009 refers to the 2009-10 school year
- c. The axes for Academica's graphs were modified to accommodate the large number of schools and school enrollment.

Discontinued School Name	Reason No Longer Profiled
Archimedean Academy Archimedean Middle Conservatory Archimedean Upper Conservatory	Schools no longer managed by Academica; confirmed by Susan Simpson, principal of Archimedean Academy (email, July 26, 2010).

# Charter School Administrative Services

Large Company: Managing 10 or More Schools

2009-10

**Address**  
20755 Greenfield Road, Suite 30  
Southfield, MI 48075

**Telephone and Fax**  
Phone 248-567-7787  
Fax 248-569-6552

**Website and e-mail**  
None  
None

**Year Founded**  
1995

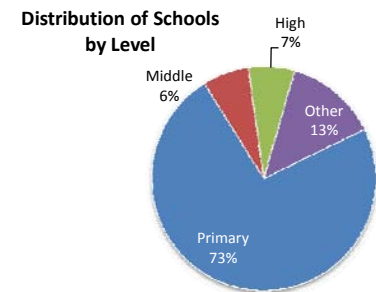
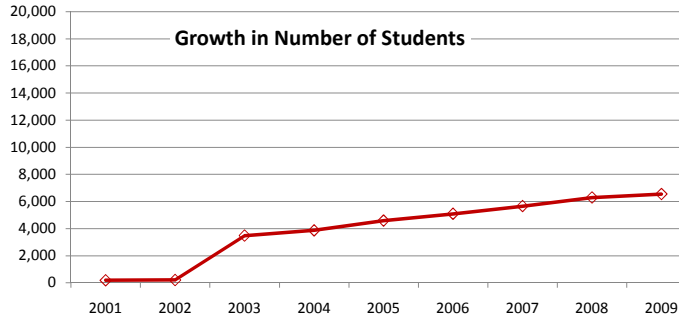
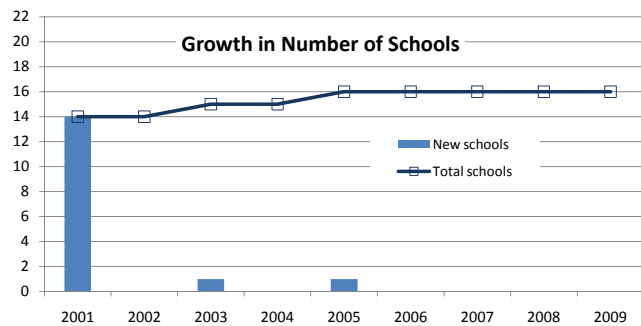
School Name	City	State	Year Founded	2009 Enrollment	Grade Levels Served		Charter School	Virtual School	Made AYP	State Rating
				From		To				
Academy of Business & Tech	Toledo	OH	2000	191	k	8	YES	No		Improvement Year 6
Academy of Dallas	Dallas	TX	1998	520	k	8	YES	Yes		ACADEMICALLY UNACCEPTABLE
Academy of Dayton	Trotwood	OH	2001	116	k	8	YES	No		Improvement Year 2
Academy of Detroit West	Detroit	MI	1995	321	k	2	YES	Yes		B
Academy of Inkster	Inkster	MI	1999	200	9	12	YES	No		D
Academy of Kansas City	Kansas City	MO	1999	380	k	8	YES	No		0
Academy of Lathrup Village	Lathrup Village	MI	1995	365	k	8	YES	Yes		B
Academy of Oak Park - Elementary	Oak Park	MI	1995	307	k	5	YES	Yes		C
Academy of Oak Park - High	Ferndale	MI	1995	540	k	12	YES	No		D
Academy of Oak Park - Middle	Detroit	MI	1995	234	6	8	YES	Yes		C
Academy of Southfield	Southfield	MI	1995	329	k	8	YES	Yes		B
Academy of Warren	Warren	MI	2005	844	k	8	YES	Yes		C
Academy of Waterford	Waterford	MI	2003	235	k	8	YES	Yes		B
Academy of Westland	Westland	MI	1996	421	k	8	YES	Yes		C
Bexar County Academy	San Antonio	TX	1998	482	k	8	YES	Yes		ACADEMICALLY ACCEPTABLE
Cherry Hill School of Performing Arts	Inkster	MI	1999	1055	k	12	YES	Yes		C

Total Number of Schools in 2009-10= 16

Number of States= 4

Total Enrollment= 6,540

Percent of Schools Making AYP= 69%



**Notes:**

- a. Data for 2001 to 2006 are estimates for student growth
- b. 2009 refers to the 2009-10 school year
- c.

**Discontinued School Name**

- Academy of Beaumont
- Academy of Detroit-West
- Academy of Lithonia Charter School

**Reason No Longer Profiled**

- Closed 2009, confirmed by TEA website
- Mistakenly profiled as two schools in last year's report.
- No record of this school operating in GA during 09-10

# Charter Schools USA

Large Company: Managing 10 or More Schools

2009-10

**Address**  
6245 N. Federal Highway, 5th Floor  
Fort Lauderdale, FL 33308

**Telephone and Fax**  
Phone 954-202-3500  
Fax 954-202-3512

**Website and e-mail**  
www.charterschoolsusa.com  
through website

**Year Founded**  
1997

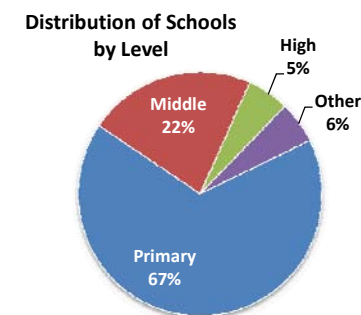
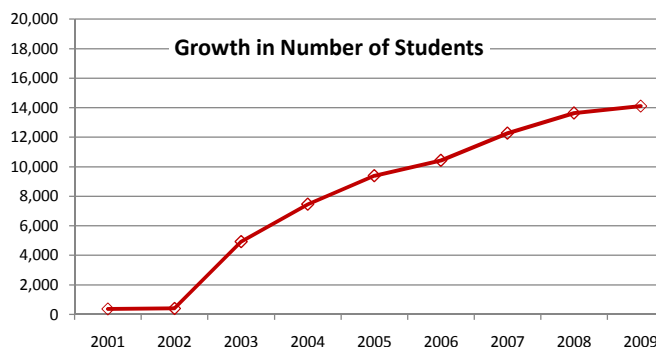
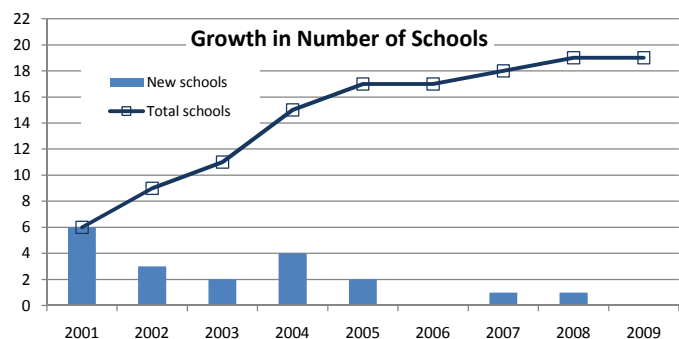
School Name	City	State	Year Founded	2009 Enrollment	Grade Levels Served From	Grade Levels Served To	Charter School	Virtual School	Made AYP	State Rating
Aventura City of Excellence School	Aventura	FL	2003	898	k	8	YES		Yes	A
Bonita Springs Charter School	Bonita Springs	FL	2002	1301	k	8	YES		Yes	A
Cape Coral Charter School	Bonita Springs	FL	2004	538	k	8	YES		No	C
City of Coral Springs Charter School	Coral Springs	FL	1999	1609	6	12	YES		No	A
Downtown Miami Charter School	Miami	FL	2002	643	k	6	YES		No	C
Four Corners Charter School	Davenport	FL	2001	971	k	8	YES		Yes	A
Gateway Charter (elementary) School	Fort Myers	FL	2003	957	k	4	YES		Yes	A
Gateway Charter High School	Fort Myers	FL	2004	844	9	12	YES		No	B
Gateway Charter School Middle	Fort Myers	FL	2008	842	5	8	YES		No	A
Hollywood Academy of Arts and Science	Hollywood	FL	2004	228	k	5	YES		No	A
Hollywood Academy of Arts and Sciences Middle School	Hollywood	FL	2004	228	6	8	YES		No	A
Keys Gate Charter School	Homestead	FL	2001	1151	k	8	YES		No	A
North Broward Academy of Excellence	North Lauderdale	FL	2001	557	k	5	YES		No	B
North Broward Academy of Excellence Middle School	North Lauderdale	FL	2001	288	6	8	YES		No	A
P. M. Wells Charter Academy	Kissimmee	FL	2002	750	K	8	YES		No	B
Palm Bay Community Charter School (PATRIOT CAMPUS)	Palm Bay	FL	2007	747	k	8	YES		Yes	B
Renaissance Elementary Charter School	Doral	FL	1999	502	k	5	YES		Yes	A
Renaissance Middle Charter School	Doral	FL	2005	130	6	8	YES		Yes	A
Six Mile Charter Academy	Fort Myers	FL	2005	920	k	8	YES		No	A

Total Number of Schools in 2009-10= 19

Number of States= 1

Total Enrollment= 14,104

Percent of Schools Making AYP= 37%



**Notes:**

- a. Data for 2001 to 2006 are estimates for student growth
- b. 2009 refers to the 2009-10 school year
- c.

Discontinued School Name	Reason No Longer Profiled

# Connections Academy

Large Company: Managing 10 or More Schools

2009-10

**Address**  
1001 Fleet St, 5th Floor  
Baltimore, MD 21202

**Telephone and Fax**  
Phone 443-529-1000  
Fax 443-529-1200

**Website and e-mail**  
www.connectionsacademy.com  
support@connectionsacademy.com

**Year Founded**  
2001

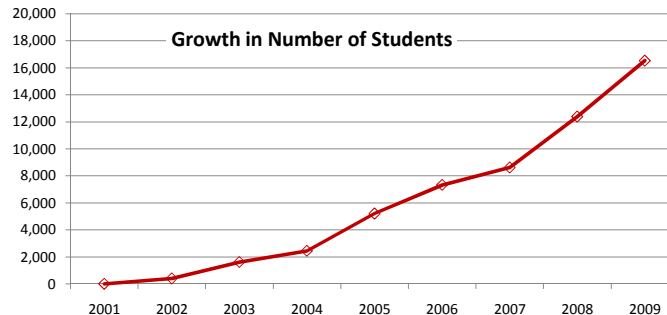
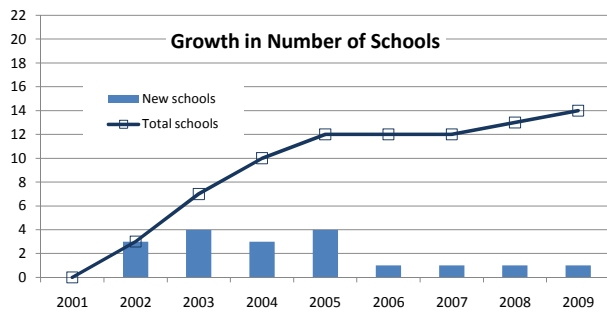
School Name	City	State	Year Founded	2009 Enrollment	Grade Levels Served From	To	Charter School	Virtual School	Made AYP	State Rating
Arizona Connections Academy	Mesa	AZ	2005	1052	k	12	YES	YES	Yes	Not posted for 9-10 yet
California (Central) Connections Academy	Visalia	CA	2006	150	k	12	YES	YES		Rated "A" as a district virtual provider
California (Southern) Connections Academy	Aliso Viejo	CA	2004	988	k	12	YES	YES		Unknown - not yet released
Colorado Connections Academy	Englewood	CO	2002	1060	k	12	DISTRICT	YES	Yes	Rated "A" as a district virtual provider
Commonwealth Connections Academy	Harrisburg	PA	2003	3905	k	12	YES	YES		Unknown - not yet released
Florida Connections Academy	Orlando	FL	2005	90	k	8	DISTRICT	YES		Rated "A" as a district virtual provider
Inspire, The Idaho Connections Academy	Boise	ID	2005	426	k	12	YES	YES	Yes	Not posted for 9-10 yet
MTS Minnesota Connections Academy	Minneapolis	MN	2005	1016	k	12	DISTRICT	YES	Yes	No state ranking system
Nevada Connections Academy	Sparks	NV	2007	1298	k	12	YES	YES	Yes	Adequate
Ohio Connections Academy	Cincinnati	OH	2003	2094	k	12	YES	YES	No	Excellent
Oregon Connections Academy	Scio	OR	2005	2457	k	12	YES	YES	No	Not posted for 9-10 yet
South Carolina Connections Academy	Columbia	SC	2008	1538	k	12	YES	YES	No	Not posted for 9-10 yet
Wisconsin Connections Academy	Appleton	WI	2002	389	k	8	YES	YES	Yes	Satisfactory
Wyoming Connections Academy	Jackson	WY	2009	81	k	12	DISTRICT	YES	Yes	Not posted for 9-10 yet

Total Number of Schools in 2009-10= 14

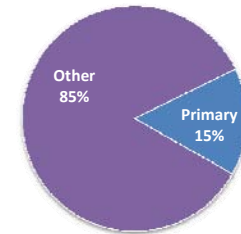
Number of States= 14

Total Enrollment= 16,544

Percent of Schools Making AYP= 70%



Distribution of Schools by Level



**Notes:**

a. Data for 2004-2009 provided by Barbara Dreyer, President and CEO, Connections Academy.  
b. 2009 refers to the 2009-10 school year

Discontinued School Name	Reason No Longer Profiled

<b>Address</b>	<b>Telephone and Fax</b>	<b>Website and e-mail</b>	<b>Year Founded</b>
485 Lexington Avenue, 2nd Floor New York, NY 10017	Phone 212-419-1600 Fax 212-419-1764	edisonlearning.com information@edisonlearning.com	1992

School Name	City	State	Year Founded	2009 Enrollment	Grades Served From To	Charter School	Virtual School	Made AYP	State Rating
Add B Anderson Elementary School	Philadelphia	PA	2002	532	k 6	DISTRICT		Yes	Group met target
Alain Locke Elementary	Philadelphia	PA	2002	417	k 6	DISTRICT		No	Group met target
Allen Village SCH.	Kansas City	MO	1999	454	k 5	YES		Yes	
Andrew H. Wilson Charter School	New Orleans	LA	2007	525	k 7	YES		Yes	1 star
Ann T. Lynch - Edison Elementary	Las Vegas	NV	2001	877	k 5	DISTRICT		Yes	Adequate
B.B. Comegys School	Philadelphia	PA	2002	593	k 6	DISTRICT		No	Group met target
Barratt Middle School	Philadelphia	PA	2002	146	5 8	DISTRICT		No	Group met target
Ben Ross Public School Academy	Warren	MI	2004	442	k 8	YES		Yes	C
Business And Economics Academy	Milwaukee	WI	2001	613	k 8	YES		No	Level 1 Improved
C.C.Ronnow - Edison Elementary	Las Vegas	NV	2001	874	k 5	DISTRICT		No	In Need of Improvement (Year 6)
Cahlan - Edison Elementary	Las Vegas	NV	2001	826	k 5	DISTRICT		Yes	Adequate
Charles I. West Edison Junior Academy (West Prep at West Hall)	Las Vegas	NV	2001	1157	6 9	DISTRICT		Yes	In Need of Improvement (Year 6 - Hold)
Charles R. Drew Charter School	Decatur	GA	2000	761	k 8	YES		Yes	84.97% Meeting and Exceeding
Chicago International Charter School (Longwood Campus)	Chicago	IL	1999	560	3 12	YES		No	AWS
Chicago International Charter School (Loomis Campus)	Chicago	IL	2008	560	k 2	YES		No	AWS
Confluence Academy - Old North Campus	St. Louis	MO	2003	974	k 8	YES		No	
Confluence Academy - South City Campus	St. Louis	MO	2006	766	k 6	YES		No	
Confluence Academy - Walnut Park Campus	St. Louis	MO	2004	908	k 8	YES		No	
Confluence Preparatory Academy	St Louis	MO	2008	84	9 9	YES		No	
Crestwood - Edison Elementary	Las Vegas	NV	2001	703	k 5	DISTRICT		Yes	Adequate
Dayton View Academy	Dayton	OH	2000	628	k 8	YES		Yes	Improvement Year 5 (Delay)
Derrick Thomas Academy	Kansas City	MO	2002	675	k 6	YES		No	
Edison - Bethune Charter Academy	Fresno	CA	1999	512	k 6	YES		Yes	+23 API, Met Targets
Edison Brentwood Academy	East Palo Alto	CA	1993	507	k 4	YES		No	+1 API, Met 0 Targets
Edison Charter Academy	San Francisco	CA	1998	452	k 8	YES		No	+32 API, Met Targets
Franklin - Edison School	Peoria	IL	1999	476	k 4	DISTRICT		No	Fully Recognized
Furman Templeton Elementary	Baltimore	MD	2000	492	k 6	DISTRICT		No	
Gilmor Elementary	Baltimore	MD	2000	419	k 6	YES		No	
Harriet Tubman Charter School	Bronx	NY	2001	427	k 7	YES		Yes	In Good Standing
Intercultural Charter School	New Orleans	LA	2008	296	k 5	YES		Yes	1 star
James Alcorn Elementary School	Philadelphia	PA	2002	487	k 8	DISTRICT		No	Group did not meet target
James R. Ludlow Elementary School	Philadelphia	PA	2002	280	k 8	DISTRICT		No	Group met target
Jefferson - Edison Elementary School	Davenport	IA	1999	470	k 5	DISTRICT			School in Need of Assistance
Jeremiah Gray - Edison Elementary School	Indianapolis	IN	2002	666	k 5	DISTRICT		Yes	Exemplary
John F. Hartranft Elementary School	Philadelphia	PA	2005	439	k 8	DISTRICT		No	Group met target
John S. Park - Edison Elementary	Las Vegas	NV	2001	868	k 5	DISTRICT		Yes	Adequate
Kenderton Elementary School	Philadelphia	PA	2002	368	k 8	DISTRICT		No	Group did not meet target

**Address** 485 Lexington Avenue, 2nd Floor  
New York, NY 10017

**Telephone and Fax**  
Phone 212-419-1600  
Fax 212-419-1764

**Website and e-mail**  
edisonlearning.com  
information@edisonlearning.com

**Year Founded**  
1992

School Name	City	State	Year Founded	2009 Enrollment	Grade Levels Served	Charter School	Virtual School	Made AYP	State Rating
Kenwood - Edison Charter School	Duluth	MN	1997	449	k 5	YES		Yes	78% Proficient
Laura W. Waring Elementary School	Philadelphia	PA	2002	265	k 6	DISTRICT		Yes	Group met target
Lincoln - Edison Charter School	York	PA	2000	720	k 5	YES		No	Group met target
Lincoln - Edison Elementary	Las Vegas	NV	2001	731	k 5	DISTRICT		Yes	Adequate
Manny Martinez Middle School	Denver	CO	2009	209	6 8	YES			
Montebello Elementary	Baltimore	MD	2000	781	k 6	DISTRICT		No	
Morton - McMichael Elementary	Philadelphia	PA	2002	339	k 8	DISTRICT		No	Group did not meet target
Northmoor - Edison Primary School	Peoria	IL	1999	470	k 4	DISTRICT		Yes	Fully Recognized
Omar D. Blair School	Denver	CO	2004	799	k 8	YES		Yes	
Penn Treaty Middle School	Philadelphia	PA	2002	500	5 8	DISTRICT		No	Group met target
Raleigh - Edison Academy	Duluth	MN	1997	277	k 5	YES		Yes	64.28% Proficient
Renaissance Academy	Phoenixville	PA	2000	929	k 12	YES		Yes	Group met target
Renaissance Advantage Charter School	Philadelphia	PA	1999	850	k 8	YES		No	Group met target
Rolling Acres Edison Junior Academy	Peoria	IL	2001	315	5 8	DISTRICT		Yes	Fully Recognized
Roosevelt - Edison Charter School	Colorado Springs	CO	1996	703	k 5	YES		Yes	
Rosa Parks - Edison Elementary School	Indianapolis	IN	2003	685	k 5	DISTRICT		Yes	Exemplary
Samuel B. Huey School	Philadelphia	PA	2005	740	k 8	DISTRICT		No	Group met target
San Jose - Edison Academy	West Covina	CA	1998	1160	k 8	YES		Yes	+7 API, Met Targets
Shaw Middle School	Philadelphia	PA	2002	237	5 8	DISTRICT		No	Group met target
The Dayton Academy	Dayton	OH	1999	703	k 8	YES		No	Improvement Year 3
Tilden Middle School	New Orleans	PA	2002	406	6 8	DISTRICT		No	Group met target
Washburn - Edison Junior Academy	Duluth	MN	1997	258	6 8	YES		No	57.64% Proficient
William D. Kelley Elementary School	Philadelphia	PA	2002	310	k 8	DISTRICT		No	Group did not meet target
Wyatt - Edison Charter School	Denver	CO	1998	678	k 8	YES		Yes	
<b>Total Number of Schools in 2009-10= 61</b>			<b>Number of States= 15</b>	<b>Total Enrollment= 34,748</b>		<b>Percent of Schools Making AYP= 46%</b>			



# EdisonLearning

**Large Company: Managing 10 or More Schools**

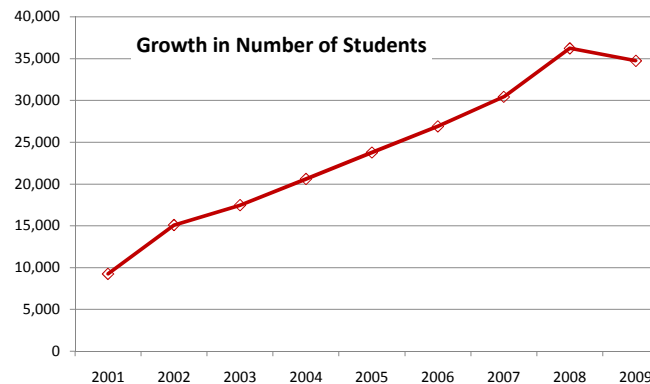
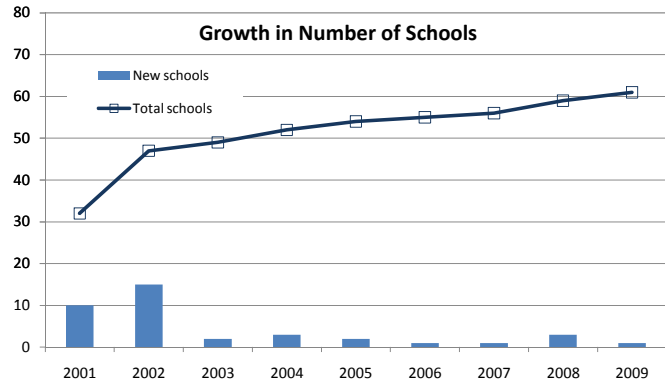
2009-10

**Address**  
485 Lexington Avenue, 2nd Floor  
New York, NY 10017

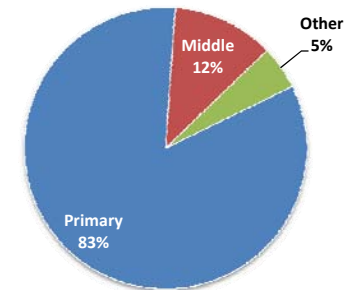
**Telephone and Fax**  
Phone 212-419-1600  
Fax 212-419-1764

**Website and e-mail**  
edisonlearning.com  
information@edisonlearning.com

**Year Founded**  
1992



**Distribution of Schools by Level**



**Notes:**

- a. Data for 2001 to 2006 are estimates for student growth
- b. 2009 refers to the 2009-10 school year
- c. CICS campus enrollments were not reported; charter-wide enrollment (7280) divided by 13 campuses to find average enrollment.
- d. The axes for EdisonLearning's graphs were modified to accommodate the large number of schools and school enrollment.

Discontinued School Name	Reason No Longer Profiled
Emerson - Edison Partnership School	Closed according to Pahlmela Hines, CDE
Dr. Joseph F. Pollack Academic Center of Excellence	Name changed from Edison-Oakland Public School Academy; now managed by Visions Education Development Consortium LLC

**Address** 1005 North Glebe Rd, Suite 610  
Arlington, VA 22201

**Telephone and Fax** Phone 703-527-2600  
Fax 703-527-0038

**Website and e-mail** imagineschools.com  
contactus@imagineschools.com

**Year Founded** 2004

School Name	City	State	Year Founded	2009 Enrollment	Grades Served From To	Charter School	Virtual School	Made AYP	State Rating
Canoe Creek Charter Academy	Saint Cloud	FL	2003	437	k 8	YES		No	B
Chancellor Charter School at Lantana	Lantana	FL	2001	536	k 8	YES		Yes	A
Ia Of Academic Success	St. Louis	MO	2007	505	k 8	YES		No	
Ia Of Careers ELEM.	St Louis	MO	2007	421	k 5	YES		No	
Ia Of ENVIRON. Science/math	Saint Louis	MO	2008	1387	k 8	YES		No	
Imagine Academy at Sullivant	Columbus	OH	2008	354	k 6	YES			
Imagine Academy of Careers Middle School	Saint Louis	MO	2007	331	6 8	YES		No	
Imagine Academy of Columbus	Columbus	OH	2005	399	k 8	YES		No	Improvement Year 3
Imagine Bella Academy of Excellence	Cleveland	OH	2009	221	k 4	YES		No	At Risk
Imagine Charter Elementary at East Mesa	Mesa	AZ	2005	568	k 6	YES		Yes	Performing Plus
Imagine Charter Elementary at Camelback	Phoenix	AZ	2005	364	k 5	YES		No	Performing
Imagine Charter Elementary at Desert West	Phoenix	AZ	2006	561	k 5	YES		No	Performing
Imagine Charter Elementary School at Cortez Park	Phoenix	AZ	2001	533	k 5	YES		No	Performing
Imagine Charter Elementary School at Rosefield	Surprise	AZ	2005	804	k 6	YES		Yes	Highly Performing
Imagine Charter Elementary School at West Gilbert	Gilbert	AZ	2001	437	k 5	YES		Yes	Performing
Imagine Charter Middle at Camelback	Phoenix	AZ	2005	125	6 8	YES		Yes	Performing
Imagine Charter Middle at Desert West	Phoenix	AZ	2006	198	6 8	YES		No	Underperforming
Imagine Charter Middle School at Cortez Park	Phoenix	AZ	2001	168	6 8	YES		Yes	Performing Plus
Imagine Charter Middle School at West Gilbert	Gilbert	AZ	2001	104	6 8	YES		Yes	Highly Performing
Imagine Charter School (at St. Petersburg)	St Petersburg	FL	2008	403	k 6	YES		No	F
Imagine Charter School @ Firestone	Firestone	CO	2008	547	K 8	YES		Yes	
Imagine Charter School at Bell Canyon	Phoenix	AZ	2001	317	k 8	YES		Yes	Performing
Imagine Charter School at Broward	Coral Springs	FL	2008	557	k 5	YES		Yes	B
Imagine Charter School at North Lauderdale	North Lauderdale	FL	2000	306	k 5	YES		No	D
Imagine Charter School at North Lauderdale Middle	North Lauderdale	FL	2000	166	6 8	YES		No	C
Imagine Charter School at North Manatee	Ellenton	FL	2006	279	k 7	YES		Yes	B
Imagine Charter School at Sierra Vista	Sierra Vista	AZ	2002	413	k 8	YES		Yes	Performing
Imagine Charter School/weston	Weston	FL	2001	813	k 5	YES		Yes	A
Imagine Classical At Indigo Ranch	Colorado Springs	CO	2008	592	k 6	YES		Yes	
Imagine Clay Avenue Community School	Toledo	OH	2007	239	k 6	YES		No	Improvement Year 1
Imagine College Prep High School	St. Louis	MO	2007	775	9 12	YES		No	
Imagine Discovery Public Charter School	Baltimore	MD	2008	552	k 5	YES		No	
Imagine Elementary at Avondale	Avondale	AZ	2008	423	k 7	YES		No	
Imagine Elementary at Coolidge	Coolidge	AZ	2008	431	k 8	YES		Yes	
Imagine Elementary at Tempe	Tempe	AZ	2006	291	k 7	YES		Yes	Performing Plus
Imagine Environmental Charter School at Frick Park	Pittsburgh	PA	2008	319	k 4	YES		Yes	
Imagine Foundations Public Charter School	Upper Marlboro	MD	2007	286	k 5	YES		Yes	

**Address** 1005 North Glebe Rd, Suite 610  
Arlington, VA 22201

**Telephone and Fax**  
Phone 703-527-2600  
Fax 703-527-0038

**Website and e-mail**  
imagineschools.com  
contactus@imagineschools.com

**Year Founded**  
2004

School Name	City	State	Year Founded	2009 Enrollment	Grade Levels Served	Charter School	Virtual School	Made AYP	State Rating
Imagine Great Western Academy	Columbus	OH	2003	753	k 8	YES		No	Improvement Year 2
Imagine Groveport Community School	Groveport	OH	2006	735	k 8	YES		No	Improvement Year 2
Imagine Harrisburg Pike Community School	Columbus	OH	2008	307	k 5	YES		No	At risk
Imagine Harvard Avenue Charter School	Cleveland	OH	2006	559	k 6	YES		No	Improvement Year 2
Imagine Hope Community Charter School Lamond Campus	Washington, DC	DC	2007	262	k 6	YES		No	
Imagine Hope Community Charter School Tolson Campus	Washington, DC	DC	2005	400	k 8	YES		No	
Imagine Indiana Life Sciences Academy East	Indianapolis	IN	2008	692	k 6	YES			
Imagine Indiana Life Sciences Academy West	Indianapolis	IN	2009	358	k 6	YES			
Imagine International Academy of Mableton	Mableton	GA	2007	652	k 8	YES		Yes	73.21% Meeting and Exceeding Standards
Imagine International Academy of Smyrna	Smyrna	GA	2007	485	k 8	YES		Yes	82.83% Meeting and Exceeding Standards
Imagine Klepinger Community School	Dayton	OH	2008	164	k 6	YES		No	At risk
Imagine Lincoln Public Charter School	Temple Hills	MD	2007	367	k 6	YES		No	
Imagine Madison Avenue School of Arts	Toledo	OH	2008	306	k 5	YES		No	At risk
Imagine MASTer Academy	Fort Wayne	IN	2007	766	k 8	YES		No	Watch
Imagine Middle at East Mesa	Mesa	AZ	2005	69	7 8	YES		Yes	Performing Plus
Imagine Middle at Surprise	Surprise	AZ	2008	186	7 8	YES		Yes	Underperforming
Imagine Middle School at Broward	Coral Springs	FL	2010	557	6 8	YES		No	B
Imagine Middle School at Coolidge	Coolidge	AZ	2008	124	6 8	YES		Yes	
Imagine Preparatory at Superstition	Apache Junction	AZ	2008	109	7 11	YES		Yes	
Imagine Preparatory High School at Surprise	Surprise	AZ	2008	186	9 11	YES		Yes	
Imagine Renaissance Academy for Environmental Science and Math-Kensington	Kansas City	MO	2007	503	k 5	YES		No	
Imagine Renaissance Academy for Environmental Science and Math-Wallace	Kansas City	MO	2007	587	6 12	YES		No	
Imagine Renaissance Public School Academy	Mt Pleasant	MI	1996	325	k 8	YES		Yes	A
Imagine Romig Road Community School	Akron	OH	2007	450	k 5	YES		No	Improvement Year 1
Imagine School at Evening Rose	Tallahassee	FL	2008	514	k 7	YES		No	F
Imagine School at Lakewood Ranch	Bradenton	FL	2008	437	k 7	YES		No	
Imagine School at Land O Lakes	Lutz	FL	2008	527	k 7	YES		No	B
Imagine School at North Port	North Port	FL	2008	637	k 7	YES		No	C
Imagine School at Town Center	Palm Coast	FL	2008	458	k 8	YES		No	D
Imagine School in the Valle	Las Vegas	NV	2008	260	k 6	YES		Yes	Adequate
Imagine Schools - Nau Campus	Port St. Lucie	FL	2009	642	k 8	YES		No	D
Imagine Schools at Palmer Ranch	Sarasota	FL	2009	293	k 6	YES		No	B
Imagine Schools at South Vero	Vero Beach	FL	2008	590	k 6	YES		No	C
Imagine Schools at West Melbourne	Melbourne	FL	2001	408	k 8	YES		No	C
Imagine Schools on Broadway	Fort Wayne	IN	2008	455	k 5	YES			
Imagine South Lake Charter School (IMAGINE SCHOOLS AT SOUTH LAKE)	Clermont	FL	2005	701	k 8	YES		No	A
Imagine Southeast Public Charter School	Washington, DC	DC	2008	321	k 4	YES		No	38.46%, 23.08%
Imagine Wesley International Academy	Atlanta	GA	2007	463	k 8	YES		No	80.14% Meeting and Exceeding Standards
Imagine White Pine Academy	Leslie	MI	1999	159	k 8	YES		Yes	A
Kissimmee Charter Academy	Kissimmee	FL	2000	750	k 8	YES		No	A
Marietta Charter School	Marietta	GA	2006	250	k 5	YES		Yes	82.2% Meeting and Exceeding Standards
One Hundred Academy of Excellence	North Las Vegas	NV	2006	601	k 8	YES		No	In Need of Improvement (Year 1)
<b>Total Number of Schools in 2009-10= 79</b>	<b>Number of States= 12</b>			<b>Total Enrollment= 34,530</b>				<b>Percent of Schools Making AYP= 37%</b>	

# Imagine Schools

**Large Company: Managing 10 or More Schools**

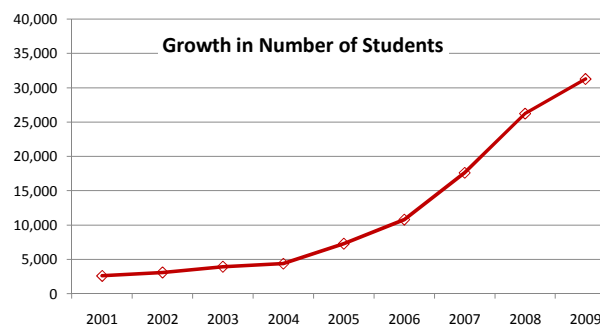
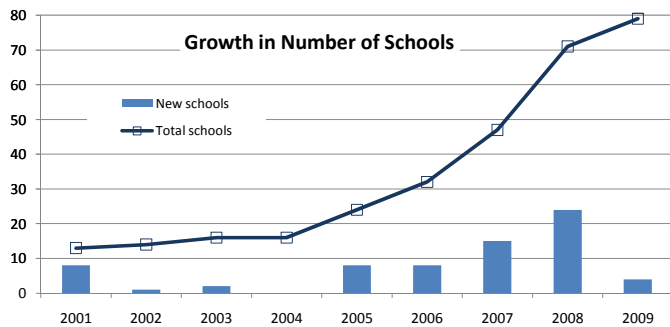
2009-10

**Address**  
1005 North Glebe Rd, Suite 610  
Arlington, VA 22201

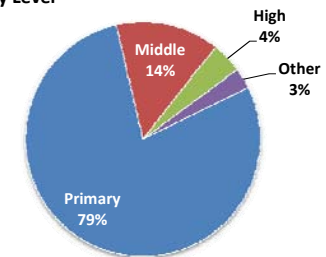
**Telephone and Fax**  
Phone 703-527-2600  
Fax 703-527-0038

**Website and e-mail**  
imagineschools.com  
contactus@imagineschools.com

**Year Founded**  
2004



**Distribution of Schools by Level**



**Notes:**

- a. Data for 2001 to 2006 are estimates for student growth
- b. 2009 refers to the 2009-10 school year
- c. Imagine White Pine Academy contract was terminated on 6/30/2010
- d. Axes for Imagine Schools' graphs have been modified to accommodate a large number of managed schools and school enrollment.

Discontinued School Name	Reason No Longer Profiled
Kennesaw Charter School	Kennesaw Charter ended its contract with Imagine
Susie Daniels Charter School	After 2 consecutive Fs, school was closed in 2009
Imagine Conner Creek Academy	No longer managed by Imagine
Imagine Conner Creek High	No longer managed by Imagine
P.M. Wells Charter Elementary	Now managed by Charter Schools USA

**Address**  
2300 Corporate Park Drive  
Herndon, VA 20171

**Telephone and Fax**  
Phone 866-283-0300  
Fax 703-483-7330

**Website and e-mail**  
www.k12.com  
through website

**Year Founded**  
1999

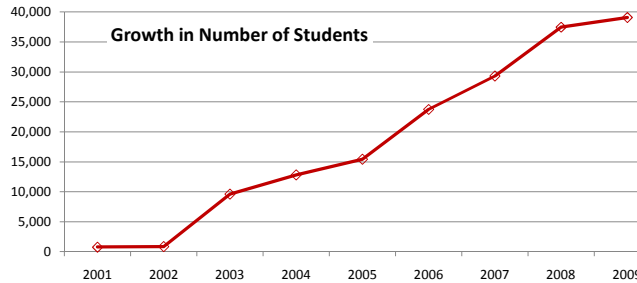
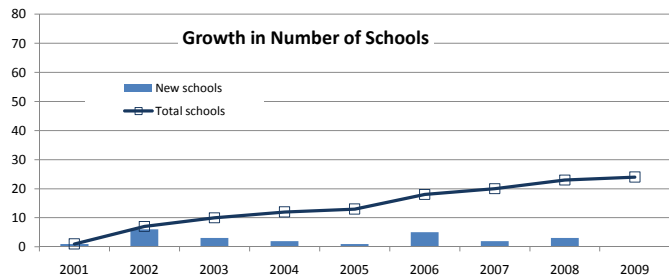
School Name	City	State	Year Founded	2009 Enrollment	Grade Levels Served From	Grade Levels Served To	Charter School	Virtual School	Made AYP	State Rating
Agora Cyber Charter School	Philadelphia	PA	2005	4484	k	12	YES	12	No	Group met target using Growth Model
Arizona Virtual Academy	Tucson	AZ	2003	4276	k	12	YES	12	No	Performing
Arkansas Virtual Academy	Little Rock	AR	2002	500	k	8	YES	8	Yes	Achieving
California Virtual Academy at Jamestown	Simi Valley	CA	2002	160	k	12	YES	12	Yes	+25 API, Met Targets
California Virtual Academy at Kern	Simi Valley	CA	2002	438	k	12	YES	12	No	+12 API, Met 1 of 2 Targets
California Virtual Academy at Kings	Simi Valley	CA	2002	575	k	12	YES	12	No	+21 API, Met Targets
California Virtual Academy at Los Angeles	Simi Valley	CA	2006	3647	k	12	YES	12	No	-4 API, Met 0 Targets
California Virtual Academy at San Diego	Simi Valley	CA	2002	1839	k	12	YES	12	No	+1, Met 0 of 2 Targets
California Virtual Academy at San Joaquin	Simi Valley	CA	2007	280	k	12	YES	12	No	+33 API, Met Targets
California Virtual Academy at San Mateo	Simi Valley	CA	2005	444	k	12	YES	12	No	+12 API, Met Targets
California Virtual Academy at Sonoma	Simi Valley	CA	2004	789	k	12	YES	12	No	+32 API, Met Targets
California Virtual Academy at Sutter	Simi Valley	CA	2006	451	k	12	YES	12	No	+5 API, Met Targets
Chicago Virtual Charter School	Chicago	IL	2006	611	k	9	YES	9	Yes	Fully Recognized
Colorado Virtual Academy	Northglenn	CO	2001	5006	k	12	YES	12	No	
Florida Virtual Academy	Jacksonville	FL	2003	392	k	8	DISTRICT	8	Yes	A
Honors High Online of Wisconsin	Fredonia	WI	2006	162	9	11	YES	11		
Hoosier Academy - Indianapolis	Indianapolis	IN	2008	425	k	10	YES	10		
Hoosier Academy - Muncie	Muncie	IN	2008	115	k	10	YES	10		
Idaho Virtual Academy	Meridian	ID	2004	2817	k	12	YES	12	No	School Improvement Year 2
Nevada Virtual Academy	Las Vegas	NV	2007	726	k	12	YES	12	No	Watch
Ohio Virtual Academy	Maumee	OH	2002	6912	k	12	YES	12	No	Continuous Improvement
South Carolina Virtual Charter School	Columbia	SC	2008	1022	k	12	YES	12	No	Average ABSOLUTE RATING, Average GROWTH RATING
Texas Virtual Academy at Southwest	Sugar Land	TX	2006	2120	3	8	YES	8	Yes	ACADEMICALLY UNACCEPTABLE
Wisconsin Virtual Academy	Fredonia	WI	2003	878	k	8	YES	8		

Total Number of Schools in 2009-10= 24

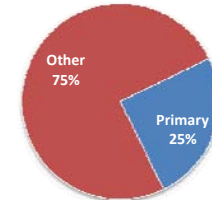
Number of States= 15

Total Enrollment= 39,069

Percent of Schools Making AYP= 25%



Distribution of Schools by Level



**Notes:**

- a. Data for 2001 to 2006 are estimates for student growth
- b. 2009 refers to the 2009-10 school year
- c.

**Discontinued School Name**

**Reason No Longer Profiled**

Discontinued School Name	Reason No Longer Profiled

**Address**                      **Telephone and Fax**                      **Website and e-mail**                      **Year Founded**  
 7878 N. 16 th St., Suite 15( Phone 602-953-2933                      www.leonagroup.com                      1996  
 Phoenix, AZ 85020                      Fax 602-953-0831                      through website

School Name	City	State	Year Founded	2009	Grades Served		Charter School	Virtual School	Made AYP	State Rating
				Enrollment	From	To				
Academy for Business and Technology Elementary	Dearborn	MI	1997	294	k	5	YES		Yes	
Academy for Business and Technology High School	Melvindale	MI	1997	359	6	12	YES		Yes	
Allen Academy	Detroit	MI	1999	1060	k	12	YES		Yes	C
Alta Vista High School	Tucson	AZ	2003	476	9	12	YES		Yes	Performing
Apache Trail High School	Apache Junction	AZ	1997	178	9	12	YES		Yes	Performing
Athenian Academy of (Pinellas)	Dunedin	FL	2007	179	k	6	YES		No	B
Athenian Academy of Pasco (COUNTY)	New Port Richey	FL	2007	263	k	7	YES		No	A
Broward Community Charter Middle School	Coral Springs	FL	2006	80	6	8	YES		No	A
Broward Community Charter School	Coral Springs	FL	2006	118	k	5	YES		No	B
Broward Community Charter West	Coral Springs	FL	2006	371	k	5	YES		No	B
C.M. Grant Leadership Academy	Columbus	OH	2008	55	k	5	YES			0
Care Charter School of Excellence	Monticello	FL	2008	98	K	5	YES		No	
Cesar Chavez Academy Elementary	Detroit	MI	1995	432	k	5	YES		Yes	C
Cesar Chavez Academy High	Detroit	MI	2001	618	9	12	YES		Yes	C
Cesar Chavez Academy Middle	Detroit	MI	1997	551	6	8	YES		Yes	B
Cincinnati Leadership Academy	Cincinnati	OH	2007	141	k	5	YES		No	Academic Watch
Community Charter School of Excellence	Tampa	FL	2008	116	k	5	YES		No	
Desert Hills High School	Gilbert	AZ	1999	525	9	12	YES		Yes	Performing
Dream Academy	Benton Harbor	MI	2008	228	9	12	YES		No	D-Alert
Eagle Academy	Toledo	OH	2001	182	k	7	YES		Yes	Continuous Improvement
El Dorado High School	Chandler	AZ	1999	235	9	12	YES		Yes	Performing
Estrella High School	Avondale	AZ	1999	445	9	12	YES		No	Performing
Francis Reh Academy	Saginaw	MI	1998	343	k	8	YES		No	C
Franklin Arts Academies - Gilbert Campus	Gilbert	AZ	2008	154	k	6	YES		Yes	Excelling
Franklin Arts Academies - Liberty Campus	Mesa	AZ	2008	186	k	6	YES		Yes	Performing Plus
George A. Phillips Academy	Toledo	OH	2003	69	k	8	YES		No	Academic Emergency
George Crockett Academy	Detroit	MI	1998	387	k	9	YES		Yes	B
George Crockett Consortium High School	Detroit	MI	2002	44	9	12	YES		Yes	No Grade
Great Lakes Environmental Academy	Toledo	OH	2007	43	6	9	YES		Yes	Continuous Improvement
Hope of Detroit Academy	Detroit	MI	1999	455	k	9	YES		Yes	C
Hope of Detroit Academy Consortium High School	Detroit	MI	2002	33	9	12	YES		No	
Joy Preparatory Academy - Dexter Campus	Detroit	MI	1999	152	3	8	YES		Yes	C
Joy Preparatory Academy - Oakman Campus	Detroit	MI	1999	312	k	2	YES		Yes	B
Lake Erie Academy	Toledo	OH	2002	181	k	8	YES		No	At risk
Maya High School	Phoenix	AZ	1998	455	9	12	YES		No	Performing
McDonogh City Park Academy	New Orleans	LA	2006	372	k	8	YES		No	
Mesa Arts Academy	Mesa	AZ	1995	221	k	8	YES		Yes	Highly Performing

**Address**                      **Telephone and Fax**                      **Website and e-mail**                      **Year Founded**  
 7878 N. 16 th St., Suite 15( Phone 602-953-2933                      www.leonagroup.com                      1996  
 Phoenix, AZ 85020                      Fax 602-953-0831                      through website

School Name	City	State	Year Founded	2009 Enrollment	Grade Levels Served	Charter School	Virtual School	Made AYP	State Rating
Mildred C Wells Academy	Benton Harbor	MI	2005	172	k 7	YES		Yes	C
Montezuma Middle School	Tempe	AZ	2003	19	7 8	YES		Yes	Performing
Northridge Academy	Flint	MI	1999	264	k 8	YES		Yes	C
Ocotillo High School - Changed to Crestview College Preparatory High School	Phoenix	AZ	1999	251	9 12	YES		Yes	Performing
Paragon Academy of Technology	Hollywood	FL	2006	134	6 8	YES		No	B
Paul Laurence Dunbar Academy	Toledo	OH	2002	165	k 8	YES		No	Improvement Year 5
Peoria Accelerated High School	Peoria	AZ	1999	219	9 12	YES		No	Performing
Pierre Toussaint Academy	Detroit	MI	1998	455	k 9	YES		Yes	C
Pompano Charter Middle School	Pompano Beach	FL	2007	67	6 8	YES		No	B
Saginaw Preparatory Academy	Saginaw	MI	1997	320	k 7	YES		Yes	A
SEES High School(South Pointe Public Charter Elementary School)	Tempe	AZ	2006	0	11 12	YES		No	0
South Pointe High School	Phoenix	AZ	2003	693	9 12	YES		Yes	Performing
South Pointe Public Charter Elementary School	Phoenix	AZ	2000	373	k 6	YES		No	Performing
South Pointe Public Charter Middle School	Phoenix	AZ	1999	218	7 8	YES		No	
South Ridge High School	Phoenix	AZ	2007	420	9 12	YES		Yes	Performing Plus
South Scioto Academy	Columbus	OH	2006	176	k 5	YES		No	Improvement Year 1
Summit High School	Phoenix	AZ	1998	40	6 9	YES		Yes	Performing
Sun Valley High School	Mesa	AZ	1997	559	9 12	YES		Yes	Performing
Sunshine Elementary Charter School	Hollywood	FL	2008	104	k 5	YES		No	
Tempe Accelerated High School	Tempe	AZ	1997	284	9 12	YES		No	Performing
Timothy L. Johnson Academy	Fort Wayne	IN	2002	232	k 5	YES		Yes	Acad Progress
Toledo Preparatory Academy	Toledo	OH	2002	114	8 12	YES		No	Improvement Year 4 (Delay)
Traverse City College Preparatory Academy	Traverse City	MI	2007	71	9 12	YES		Yes	
Tucson Accelerated High School - Changed to Skyview High School	Tucson	AZ	1997	151	9 12	YES		Yes	
Voyageur Academy	Detroit	MI	1998	334	k 7	YES		Yes	B
Voyageur Consortium High School	Detroit	MI	2002	463	7 12	YES		Yes	C
West Phoenix High School	Phoenix	AZ	1997	647	9 12	YES		No	Performing
Wildwood Environmental Academy	Maumee	OH	2004	148	k 6	YES		No	At risk
William C. Abney Academy	Grand Rapids	MI	1998	473	k 5	YES		No	B
<b>Total Number of Schools in 2009-10= 66</b>				<b>Number of States=</b>		<b>Total Enrollment= 17,977</b>		<b>Percent of Schools Making AYP= 73%</b>	

# The Leona Group, L.L.C.

**Large Company: Managing 10 or More Schools**

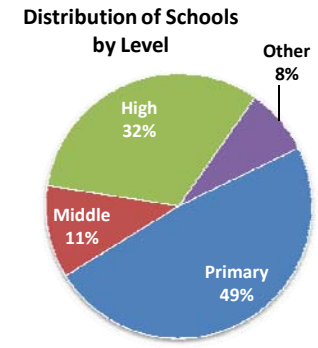
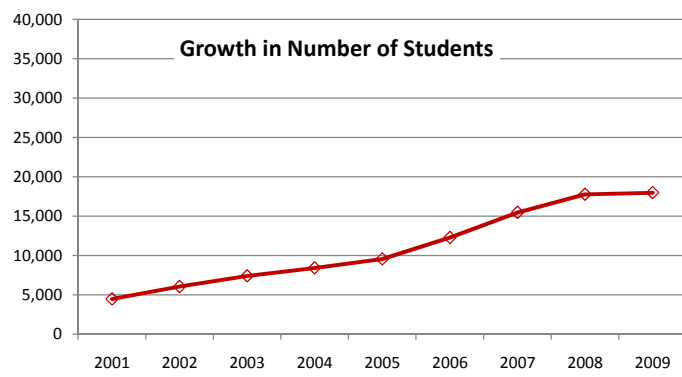
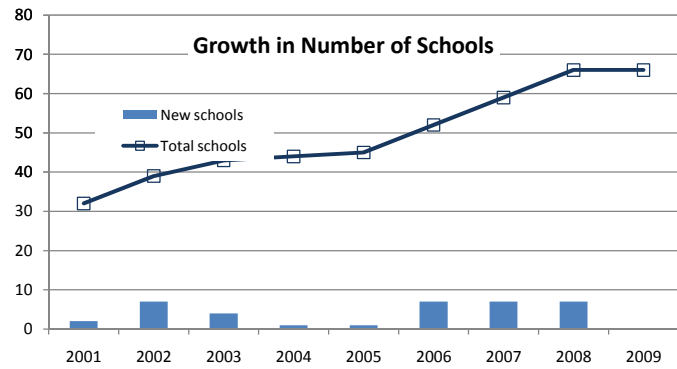
2009-10

**Address**  
7878 N. 16 th St., Suite 15( Phone 602-953-2933  
Phoenix, AZ 85020 Fax 602-953-0831

**Telephone and Fax**  
602-953-2933  
602-953-0831

**Website and e-mail**  
www.leonagroup.com  
through website

**Year Founded**  
1996



**Notes:**

- a. Data for 2001 to 2006 are estimates for student growth
- b. 2009 refers to the 2009-10 school year
- c. The axes for Leona Group's graphs were modified to accommodate the large number of schools and school enrollment.

Discontinued School Name	Reason No Longer Profiled
Alliance Academy of Toledo	Closed 2009, confirmed ODE
Apex Academy-Cuyahoga County	not on school website or OEA info
Dayspring Elementary Charter School	Not on Leona Group website, emailed school for confirmation 7.20
Lakeside College Preparatory Academy	Closed 2009, confirmed ODE
New City Academy	Contract nonrenewal
Paragon Elementary Charter School	Not on Leona Group website, emailed school for confirmation 7.20



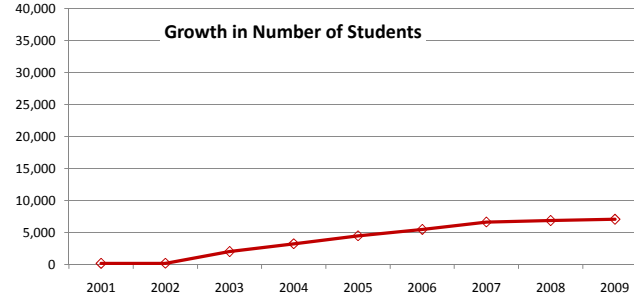
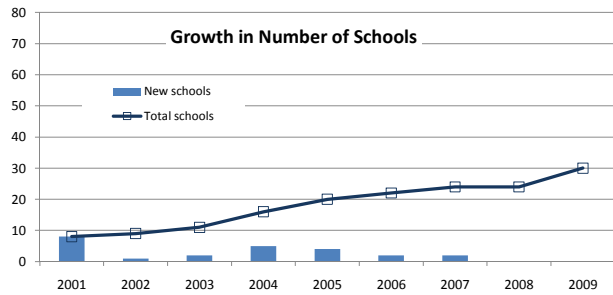
**Address**  
42 Broadway, Suite 1039  
New York, NY 10004

**Telephone and Fax**  
Phone 404-841-2305  
Fax 404-841-3988

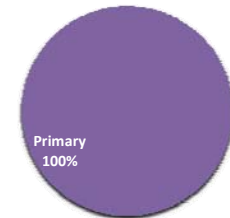
**Website and e-mail**  
www.mosaicaeducation.com  
None

**Year Founded**  
1996

School Name	City	State	Year Founded	2009 Enrollment	Grade Levels Served From	To	Charter School	Virtual School	Made AYP	State Rating	
Academy of Arts & Humanities	Warren	OH	2005	303	k	8	YES		Yes	Continuous Improvement	
Academy of Arts and Sciences	Lorain	OH	2005	144	k	3	YES		No	Continuous Improvement	
Ahwatukee Foothills Prep	Phoenix	AZ	2004	349	k	6	YES		Yes	Performing Plus	
Arts and Sciences Preparatory Academy	Cleveland	OH	2006	161	k	8	YES		No	Improvement Year 1	
Arts and Technology Academy of Pontiac	Pontiac	MI	2001	373	k	8	YES		Yes	C	
Banning Lewis Ranch Academy at Northtree	Colorado Springs	CO	2006	697	k	8	YES		Yes		
Bay County Public School Academy	Bay City	MI	2001	234	k	5	YES		Yes	B	
Bingham Arts Academy	Alpena	MI	2004	142	k	6	YES		Yes	B	
Capital Area Academy	Lansing	MI	1999	198	k	8	YES		Yes	C	
Charter School of the Dunes	Gary	IN	2003	342	k	8	YES		Yes	Acad Progress	
Cleveland Arts & Social Sciences Academy	Cleveland	OH	2005	172	k	6	YES		No	Improvement Year 3	
Columbus Arts and Technology Academy	Columbus	OH	2004	463	k	8	YES		No	Improvement Year 4	
Columbus Humanities Arts and Technology Academy	Columbus	OH	2004	346	k	8	YES		No	Improvement Year 3	
Columbus Preparatory Academy	Columbus	OH	2004	544	k	8	YES		Yes	Improvement Year 2 (Delay)	
Cornerstone Academy	Westerville	OH	2000	144	k	6	YES		Yes	Ok	
Discovery Arts & Technology	Inkster	MI	2005	220	k	8	YES		No	C	
Fell Charter School	Simpson	PA	2002	184	k	8	YES		Yes	Group met target using Safe Harbor with Confidence Interval	
Foundation Academy of Mansfield	Mansfield	OH	2007	166	k	6	YES		No	Improvement Year 1	
Frazier Preparatory Academy	Chicago	IL	2007	442	k	6	YES		No	Fully Recognized	
Grand Blanc Academy	Grand Blanc	MI	1999	471	k	8	YES		Yes	B	
Howard Road Academy	Washington	DC	2001	562	k	6	YES		No	29.78%, 28.65%	
Howard Road Academy G Street Campus	Washington	DC	2001	78	3	6	YES				
Howard Road Academy Pennsylvania Ave Campus	Washington	DC	2001	166	k	3	YES				
Jackson Arts and Technology Academy	Jackson	MI	2003	162	k	6	YES		Yes	C	
Northern Colorado Academy of Arts & Knowledge	Fort Collins	CO	2006	384	k	8	YES		Yes		
Phoenix Advantage Charter School	Phoenix	AZ	1997	580	k	8	YES		No	Performing	
Richfield Public School Academy	Flint	MI	2003	603	k	8	YES		Yes	B	
Riverbend Prep	Laveen	AZ	2008	299	k	6	YES		Yes		
STAR Academy of Colorado Springs, Inc.	Colorado Springs	CO	2006	353	Colorado	6	YES		Yes		
Youngstown Academy of Excellence	Youngstown	OH	2005	208	k	8	YES		No	Improvement Year 1	
<b>Total Number of Schools in 2009-10= 30</b>				<b>Number of States= 9</b>		<b>Total Enrollment= 9,490</b>		<b>Percent of Schools Making AYP= 61%</b>			



Distribution of Schools by Level



**Notes:**  
a. Data for 2001 to 2006 are estimates for student growth  
b. 2009 refers to the 2009-10 school year  
c. The axes for Mosaica's graphs were modified to accommodate the large number of schools and school enrollment.

Discontinued School Name	Reason No Longer Profiled
Denver Arts and Technology Academy	Closed according to Pahlmela Hines, CDE
Lorain Preparatory Academy	not on OEA list, not in NCES

# National Heritage Academies

Large Company: Managing 10 or More Schools

2009-10

**Address**  
3850 Broadmoor Ave SE, Suite 201  
Grand Rapids, MI 49512

**Telephone and Fax**  
Phone 877-223-6402  
Fax 616-575-6801

**Website and e-mail**  
heritageacademies.com  
through website

**Year Founded**  
1995

School Name	City	State	Year Founded	2009	Grades Served		Charter School	Virtual School	Made AYP	State Rating
				Enrollment	From	To				
Achieve Charter Academy	Canton	MI	2009	563	k	7	YES	0	Yes	No Grade
Alliance Academy of Cincinnati	Cincinnati	OH	2003	406	k	8	YES	0	No	Improvement Year 4 (Delay)
Andrew J. Brown Academy	Indianapolis	IN	2003	660	k	8	YES	0	Yes	Exemplary
Apex Academy	Cleveland	OH	2004	676	k	7	YES	0	No	Improvement Year 4
Aspire Charter Academy	Gary	IN	2008	494	k	5	YES	0	0	0
Bennett Venture Academy	Toledo	OH	2005	639	k	8	YES	0	No	Improvement Year 3
Brooklyn Excelsior Charter School	Brooklyn	NY	2003	728	k	8	YES	0	Yes	In Good Standing
Buffalo United Charter School	Buffalo	NY	2003	643	k	8	YES	0	Yes	In Good Standing
Burton Glen Charter Academy	Burton	MI	1999	769	k	8	YES	0	Yes	C
Canton Charter Academy	Canton	MI	2000	711	k	8	YES	0	Yes	A
Chandler Woods Charter Academy	Belmont	MI	1999	702	k	8	YES	0	Yes	A
Cross Creek Charter Academy	Byron Center	MI	1997	731	k	8	YES	0	Yes	A
Detroit Enterprise Academy	Detroit	MI	2004	701	k	8	YES	0	Yes	C
Detroit Merit Charter Academy	Detroit	MI	2002	717	k	8	YES	0	Yes	B
Detroit Premier Academy	Detroit	MI	2005	739	k	7	YES	0	Yes	C
Eagle Crest Charter Academy	Holland	MI	1997	714	k	8	YES	0	Yes	A
Emerson Academy of Dayton	Dayton	OH	2004	518	k	8	YES	0	No	At risk
Endeavor Charter Academy	Battle Creek	MI	1998	657	k	8	YES	0	Yes	A
Excel Charter Academy	Grand Rapids	MI	1995	725	k	10	YES	0	Yes	A
Flagship Charter Academy	Detroit	MI	2007	577	k	5	YES	0	Yes	B
Forsyth Academies	Winston Salem	NC	1999	646	k	8	YES	0	Yes	62.4%, 75.3%
Fortis Academy	Ypsilanti	MI	2004	737	k	8	YES	0	Yes	A
Great Oaks Academy	Warren	MI	2004	679	k	8	YES	0	Yes	B
Greensboro Academy	Greensboro	NC	1999	722	k	8	YES	0	Yes	92.6%, 94%
Hamtramck Academy	Hamtramck	MI	2003	480	k	8	YES	0	Yes	B
Keystone Academy	Belleville	MI	2003	746	k	8	YES	0	Yes	A
Knapp Charter Academy	Grand Rapids	MI	1997	713	k	8	YES	0	Yes	A
Landmark Academy at Reunion	Commerce City	CO	2007	614	k	6	YES	0	YES	0
Lansing Charter Academy	Lansing	MI	2009	285	k	6	YES	0	Yes	No Grade
Laurus Academy	Southfield	MI	2004	692	k	8	YES	0	Yes	B
Linden Charter Academy	Flint	MI	1999	772	k	8	YES	0	No	C
Metro Charter Academy	Romulus	MI	2000	721	k	8	YES	0	Yes	B
North Dayton School of Science and Discovery	Dayton	OH	2002	613	k	8	YES	0	No	Improvement Year 5
North Saginaw Charter Academy	Saginaw	MI	1999	532	k	8	YES	0	Yes	B
Orion Academy	Cincinnati	OH	2004	524	k	7	YES	0	No	Improvement Year 3
Paragon Charter Academy	Jackson	MI	1998	644	k	8	YES	0	Yes	B
Paramount Charter Academy	Kalamazoo	MI	1998	693	k	8	YES	0	Yes	A

# National Heritage Academies

Large Company: Managing 10 or More Schools

2009-10

**Address**  
3850 Broadmoor Ave SE, Suite 201  
Grand Rapids, MI 49512

**Telephone and Fax**  
Phone 877-223-6402  
Fax 616-575-6801

**Website and e-mail**  
heritageacademies.com  
through website

**Year Founded**  
1995

School Name	City	State	Year Founded	2009 Enrollment	Grade Levels Served	Charter School	Virtual School	Made AYP	State Rating				
Pathway School of Discovery	Dayton	OH	2003	679	k 8	YES	0	No	Improvement Year 2				
Pinnacle Academy	Cleveland	OH	2004	634	k 7	YES	0	No	Improvement Year 4				
PreEminent Charter School	Raleigh	NC	2000	519	k 8	YES	0	Yes	43.2%, 50.7%				
Prevail Academy	Mt Clemens	MI	2004	731	k 7	YES	0	Yes	B				
Queens Grant Community School	Charlotte	NC	2002	924	k 8	YES	0	Yes	83.2%, 87.6%				
Quest Academy	Taylor	MI	2009	331	k 6	YES	0	0	0				
Reach Academy	Roseville	MI	2008	525	k 6	YES	0	Yes	A				
Research Triangle Charter Academy	Durham	NC	2000	641	k 8	YES	0	Yes	55.4%, 68.9%				
Ridge Park Charter Academy	Grand Rapids	MI	1998	626	k 8	YES	0	Yes	B				
South Arbor Charter Academy	Ypsilanti	MI	1999	767	k 8	YES	0	Yes	A				
Southside Charter School	Brooklyn	NY	2002	625	k 8	YES	0	Yes	In Good Standing				
Stambaugh Academy	Youngstown	OH	2006	505	k 8	YES	0	No	Improvement Year 2				
Taylor Exemplar Academy	Taylor	MI	2006	677	k 5	YES	0	Yes	A				
Timberland Charter Academy	Muskegon	MI	1998	450	k 8	YES	0	Yes	B				
Triumph Academy	Monroe	MI	2004	636	k 6	YES	0	Yes	A				
Vanderbilt Charter Academy	Holland	MI	1996	443	k 8	YES	0	Yes	A				
Vanguard Charter Academy	Wyoming	MI	1996	722	k 8	YES	0	Yes	A				
Vista Charter Academy	Grand Rapids	MI	1996	722	k 8	YES	0	Yes	B				
Walker Charter Academy	Grand Rapids	MI	1997	692	k 8	YES	0	Yes	A				
Walton Charter Academy	Pontiac	MI	1999	769	k 8	YES	0	Yes	B				
Warrendale Charter Academy	Detroit	MI	2001	729	k 8	YES	0	Yes	B				
Windemere Park Charter Academy	Lansing	MI	1999	680	k 8	YES	0	Yes	A				
Winterfield Venture Academy	Toledo	OH	2004	560	k 8	YES	0	Yes	Improvement Year 3 (Delay)				
<b>Total Number of Schools in 2009-10=</b>				<b>60</b>	<b>Number of States=</b>		<b>6</b>	<b>Total Enrollment=</b>		<b>38,470</b>	<b>Percent of Schools Making AYP=</b>		<b>83%</b>

# National Heritage Academies

Large Company: Managing 10 or More Schools

2009-10

**Address**

3850 Broadmoor Ave SE, Suite 201  
Grand Rapids, MI 49512

**Telephone and Fax**

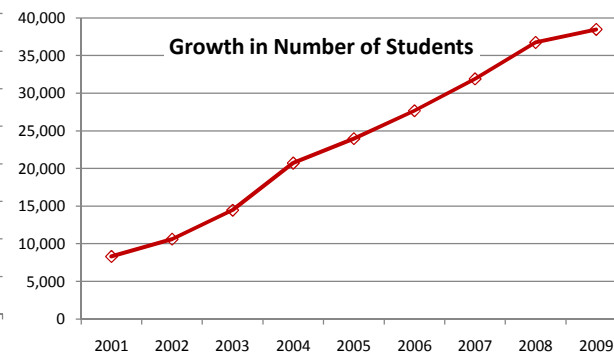
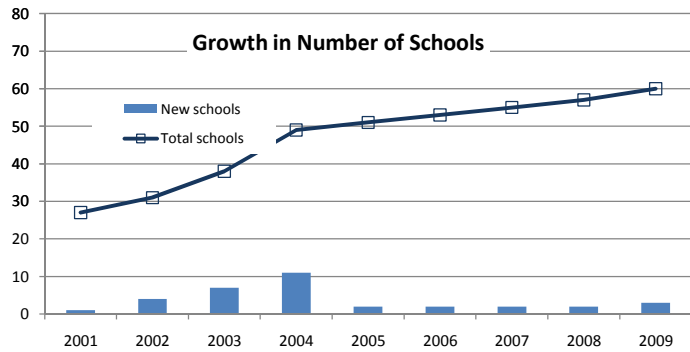
Phone 877-223-6402  
Fax 616-575-6801

**Website and e-mail**

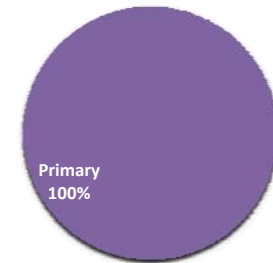
heritageacademies.com  
through website

**Year Founded**

1995



**Distribution of Schools by Level**



**Notes:**

- a. Data for 2001 to 2006 are estimates for student growth
- b. 2009 refers to the 2009-10 school year
- c. The axes for National Heritage Academies' graphs were modified to accommodate the large number of schools and school enrollment.

Discontinued School Name	Reason No Longer Profiled

# Victory Schools

Large Company: Managing 10 or More Schools

2009-10

**Address**  
111 West 57th St, Suite 525  
New York, NY 10019

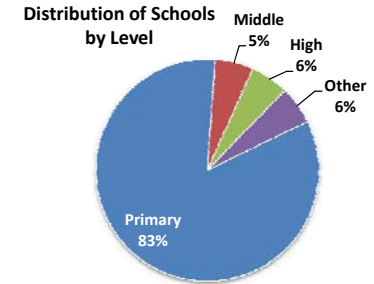
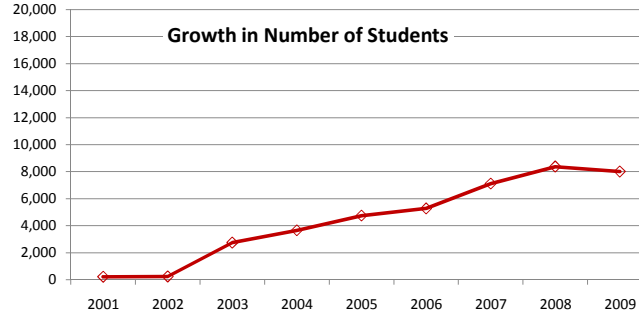
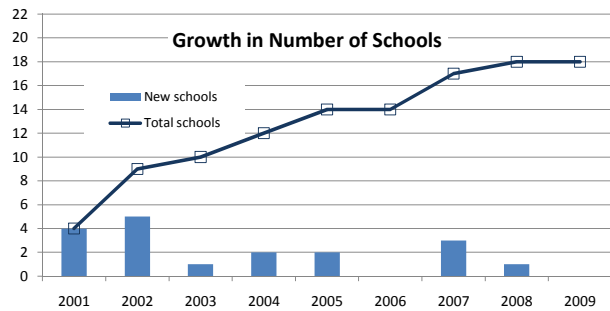
**Telephone and Fax**  
Phone 212-786-7900  
Fax 212-265-1742

**Website and e-mail**  
www.victoryschools.com  
EMO email

**Year Founded**  
1999

School Name	City	State	Year Founded	2009 Enrollment	Grade Levels Served From	Grade Levels Served To	Charter School	Virtual School	Made AYP	State Rating
Anna B. Pratt Elementary School	Philadelphia	PA	2002	421	k	6	DISTRICT		Yes	Group met target
Bronx Global Learning Institute for Girls Charter School	Bronx	NY	2008	151	k	1	YES		No	In Good Standing
Charter School of Educational Excellence	Yonkers	NY	2005	378	k	5	YES		Yes	In Good Standing
Chicago International Charter School- Basil Campus	Chicago	IL	2007	560	k	8	YES		No	AWS
Chicago International Charter School- Irving Park Campus	Chicago	IL	2007	560	k	8	YES		No	AWS
E. W. Rhodes High School	Philadelphia	PA	2003	482	6	11	DISTRICT		Yes	Group met target
FitzSimons Thomas High School	Philadelphia	PA	2002	418	7	12	DISTRICT		No	Group did not meet target
George W. Pepper Middle School	Philadelphia	PA	2002	630	5	8	DISTRICT		No	Group met target
Grand Concourse Academy Charter School	Bronx	NY	2004	401	k	5	YES		Yes	In Good Standing
Mary McLeod Bethune School	Philadelphia	PA	2002	674	k	7	DISTRICT		No	Group met target
Merrick Academy	Jamaica	NY	2000	494	k	6	YES		Yes	In Good Standing
New Covenant Charter School	Albany	NY	1999	653	k	6	YES		Yes	In Good Standing
Peninsula Preparatory Academy	Queens, New York	NY	2004	300	k	5	YES		Yes	In Good Standing
Richard R. Wright School	Philadelphia	PA	2002	429	k	6	DISTRICT		Yes	Group met target
Roosevelts Childrens Academy Charter School	Roosevelt	NY	2000	521	k	8	YES		Yes	In Good Standing
Sisulu-Walker Charter School of Harlem	New York	NY	1999	270	1	4	YES		Yes	In Good Standing
South Bronx Charter School for International Culture and the Arts	Bronx	NY	2005	360	k	3	YES		Yes	In Good Standing
Southwest Leadership Academy Cs	Philadelphia	PA	2007	306	k	3	YES		Yes	Group met target

**Total Number of Schools in 2009-10= 18**      **Number of States= 3**      **Total Enrollment= 8,008**      **Percent of Schools Making AYP= 67%**



**Notes:**  
a. Data for 2001 to 2006 are estimates for student growth  
b. 2009 refers to the 2009-10 school year  
c.

Discontinued School Name	Reason No Longer Profiled

**Address**                      **Telephone and Fax**                      **Website and e-mail**                      **Year Founded**  
 159 South Main St, Suite 6 Phone 330-535-6868                      www.whitehatmgmt.com                      1998  
 Akron, OH 44308                      Fax 330-535-5055                      through website

School Name	City	State	Year Founded	2009	Grades Served		Charter School	Virtual School	Made AYP	State Rating
				Enrollment	From	To				
Covenant House Life Skills Center Central	Detroit	MI	2006	306	9	12	YES		No	
Covenant House Life Skills Center East	Detroit	MI	2005	313	9	12	YES		No	
Covenant House Life Skills Center West	Detroit	MI	2005	250	9	12	YES		No	
Hope Academy - Chapelside	Cleveland	OH	1998	453	k	8	YES		No	Improvement Year 3
Hope Academy Canton Campus	Canton	OH	2002	326	k	8	YES		No	Improvement Year 3
Hope Academy Cathedral Campus	Cleveland	OH	1998	532	k	8	YES		No	At Risk
Hope Academy East Campus	Cleveland	OH	2003	373	k	8	YES		No	Improvement Year 4
Hope Academy Lincoln Park Campus	Cleveland	OH	1999	157	k	6	YES		No	Improvement Year 4
Hope Academy North Coast Campus	Cleveland	OH	2002	275	k	8	YES		No	Improvement Year 4
Hope Academy Northwest Campus	Cleveland	OH	2004	367	k	8	YES		No	Improvement Year 4
Hope Academy of Broadway Campus	Cleveland	OH	1998	483	k	8	YES		No	Improvement Year 6
Hope Academy of Brown Street Campus	Akron	OH	1999	247	k	8	YES		Yes	Ok
Hope Academy University Campus	Akron	OH	1998	347	k	8	YES		No	At risk
Hope Academy West Campus	Cleveland	OH	2003	367	k	8	YES		No	Improvement Year 4
Hope Online Learning Center	Englewood	CO	0	2839	k	12	DISTRICT		No	
Life Skills Center Broward County	Oakland Park	FL	2005	401	9	12	YES		No	I
Life Skills Center - Lee County	Fort Myers	FL	2006	294	9	12	YES		No	No Grade Data
Life Skills Center - Leon County	Tallahassee	FL	2006	243	9	12	YES		No	I
Life Skills Center - Miami-Dade County	Miami	FL	2005	241	9	12	YES		No	DECLINING
Life Skills Center - Opa-Locka	Opa Locka	FL	2006	331	9	12	YES		No	I
Life Skills Center - Orange County	Orlando	FL	2007	247	9	12	YES		No	
Life Skills Center Pinellas County	St Petersburg	FL	2005	452	9	12	YES		No	I
Life Skills Center Polk County East	Winter Haven	FL	2007	276	9	12	YES		No	I
Life Skills Center North	Clearwater	FL	2008	70	9	12	YES		No	
Life Skills Center of Akron	Akron	OH	1999	171	9	12	YES		No	Improvement Year 4
Life Skills Center of Arizona	Phoenix	AZ	2002	339	9	12	YES		No	Performing
Life Skills Center of Canton	Canton	OH	2002	213	9	12	YES		No	Improvement Year 4
Life Skills Center of Cincinnati	Cincinnati	OH	2000	264	9	12	YES		No	Improvement Year 4
Life Skills Center of Cleveland	Cleveland	OH	1999	268	9	12	YES		No	Improvement Year 4
Life Skills Center of Colorado Springs	Colorado Springs	CO	2004	342	9	12	YES		No	
Life Skills Center of Columbus North	Columbus	OH	2006	305	9	12	YES		No	Improvement Year 2
Life Skills Center of Columbus Southeast	Columbus	OH	2006	300	9	12	YES		No	Improvement Year 3
Life Skills Center of Dayton	Dayton	OH	2005	405	9	12	YES		No	Improvement Year 3
Life Skills Center of Denver	Denver	CO	2003	308	9	12	YES		No	
Life Skills Center of Elyria	Elyria	OH	2002	252	9	12	YES		No	Improvement Year 5
Life Skills Center of Hamilton County	Cincinnati	OH	2003	266	9	12	YES		No	Improvement Year 4
Life Skills Center of Lake Erie	Cleveland	OH	2003	418	9	12	YES		No	Improvement Year 4

**Address** 159 South Main St, Suite 6 Akron, OH 44308  
**Telephone and Fax** Phone 330-535-6868 Fax 330-535-5055  
**Website and e-mail** www.whitehatmgmt.com through website  
**Year Founded** 1998

School Name	City	State	Year Founded	2009 Enrollment	Grade Levels Served	Charter School	Virtual School	Made AYP	State Rating	
Life Skills Center of Metropolitan Detroit	Detroit	MI	2004	341	9 12	YES	0	No	D	
Life Skills Center of Middletown	Middletown	OH	2001	292	9 12	YES	0	No	Improvement Year 4	
Life Skills Center of North Akron	Akron	OH	2005	202	9 12	YES	0	No	Academic Emergency	
Life Skills Center of Northeast Ohio	Cleveland	OH	2003	395	9 12	YES	0	No	Improvement Year 4	
Life Skills Center of Palm Beach County	Delray Beach	FL	2005	346	9 12	YES	0	No	DECLINING	
Life Skills Center of Pontiac	Pontiac	MI	2004	233	9 12	YES	0	No		
Life Skills Center of Springfield	Springfield	OH	2001	291	9 12	YES	0	No	Improvement Year 4	
Life Skills Center of Summit County	Akron	OH	2003	232	9 12	YES	0	No	Improvement Year 4	
Life Skills Center of Toledo	Toledo	OH	2002	304	9 12	YES	0	No	Improvement Year 4	
Life Skills Center of Trumbull County	Warren	OH	2000	450	9 12	YES	0	No	Improvement Year 4	
Life Skills Center of Youngstown	Youngstown	OH	1999	379	9 12	YES	0	No	Improvement Year 4	
OHDELA (Ohio Distance & Electronic Learning Academy)	Akron	OH	2002	1865	k 12	YES	YES	No	80.2	
PDELA (Pennsylvania Distance Learning Charter School)	Harrisburg	PA	2004	420	k 12	YES	YES	No	Group did not meet target	
Riverside Academy	Cincinnati	OH	1999	572	k 8	YES	0	No	Improvement Year 5	
<b>Total Number of Schools in 2009-10= 51</b>				<b>Number of States= 6</b>		<b>Total Enrollment= 20,363</b>		<b>Percent of Schools Making AYP= 2%</b>		

# White Hat Management

Large Company: Managing 10 or More Schools

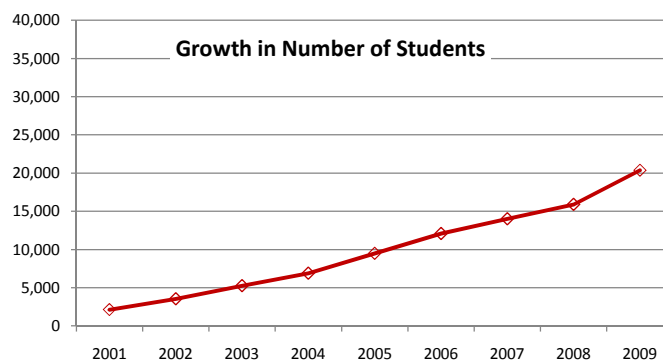
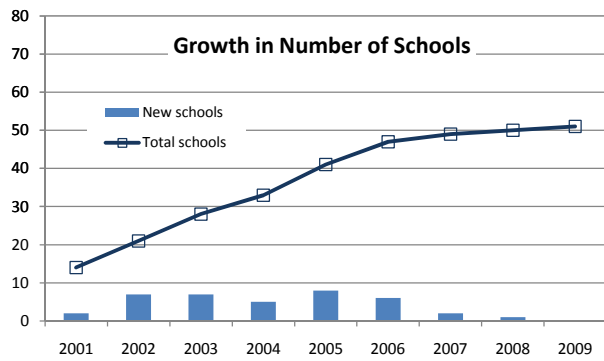
2009-10

**Address**  
159 South Main St, Suite 6  
Akron, OH 44308

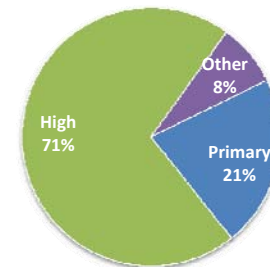
**Telephone and Fax**  
Phone 330-535-6868  
Fax 330-535-5055

**Website and e-mail**  
www.whitehatmgmt.com  
through website

**Year Founded**  
1998



Distribution of Schools by Level



**Notes:**

- a. Data for 2001 to 2006 are estimates for student growth
- b. 2009 refers to the 2009-10 school year
- c. The axes for White Hat Management's graphs were modified to accommodate the large number of schools and school enrollment.

**Discontinued School Name**

CDELA (Colorado Distance & Electronic Learning Academy)

**Reason No Longer Profiled**

Closed according to Pahlmela Hines, CDE



# Accelerated Learning Solutions, Inc.

Medium Company: Managing 4 to 9 Schools

2009-10

**Address**  
3206 S. University Dr.  
Miramar, FL 33025

**Telephone and Fax**  
Phone 888-437-9353  
Fax None

**Website and e-mail**  
www.als-education.com  
through website

**Year Founded**  
2008

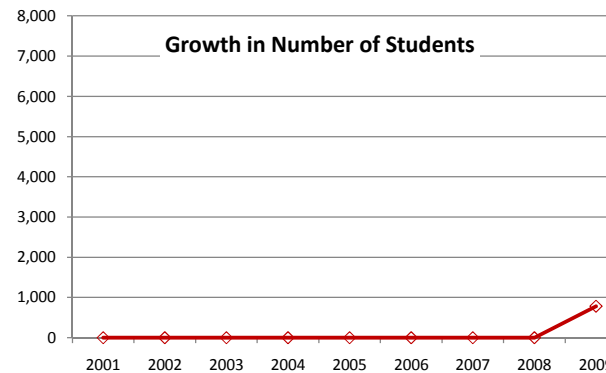
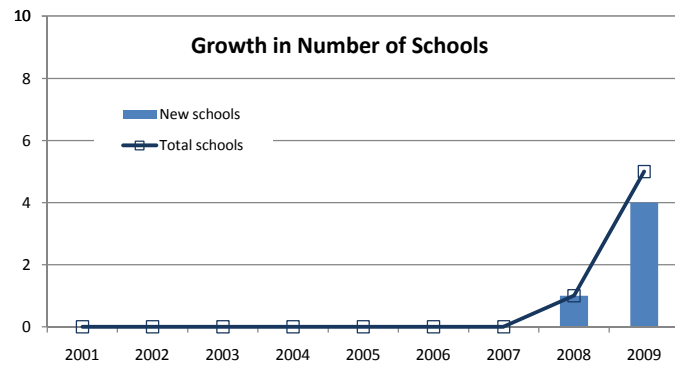
School Name	City	State	Year Founded	2009 Enrollment	Grade Levels Served From	Grade Levels Served To	Charter School	Virtual School	Made AYP	State Rating
Coronado High School	Fort Myers	FL	2009	121	9	12	YES			
Dolphin Park High	Miramar	FL	2009	141	9	12	YES		No	I
Lauderhill High	Lauderhill	FL	2009	170	9	12	YES		No	I
North Nicholas High School	Cape Coral	FL	2008	259	9	12	YES		No	
North University High	Sunrise	FL	2009	92	9	12	YES		No	I

Total Number of Schools in 2009-10= 5

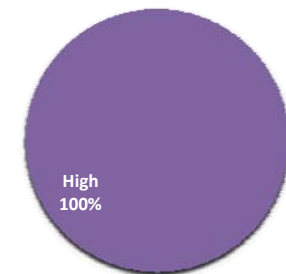
Number of States= 1

Total Enrollment= 783

Percent of Schools Making AYP= 0%



Distribution of Schools by Level



**Notes:**

- a. Data for 2001 to 2006 are estimates for student growth
- b. 2009 refers to the 2009-10 school year
- c.

Discontinued School Name	Reason No Longer Profiled

**Address**  
777 E. Altamonte Drive  
Altamonte Springs, FL 32701

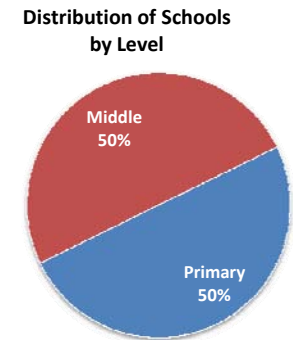
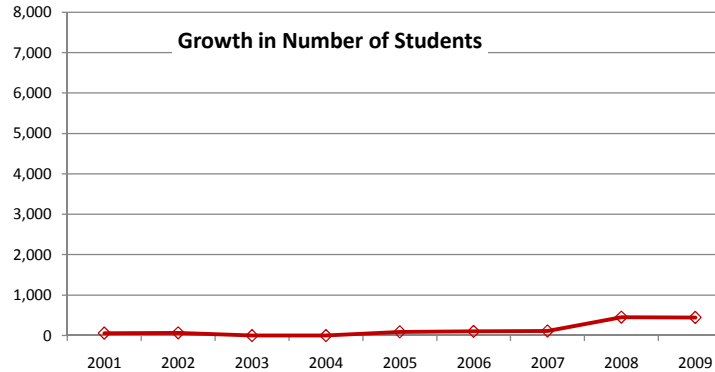
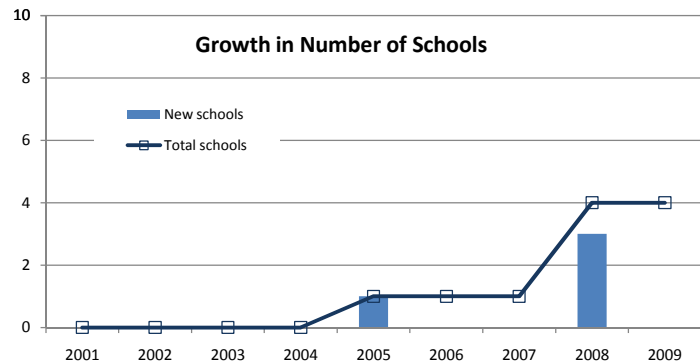
**Telephone and Fax**  
Phone 800-215-7112  
Fax 407-788-0180

**Website and e-mail**  
www.achcorp.com  
info@achcorp.com

**Year Founded**  
1972

School Name	City	State	Year Founded	2009 Enrollment	Grade Levels Served From	Grade Levels Served To	Charter School	Virtual School	Made AYP	State Rating
Discovery Middle Charter School	Coral Springs	FL	2008	89	6	7	YES		No	A
Educational Horizons Charter School	West Melbourne	FL	2008	73	k	6	YES		Yes	
Literacy Leadership Technology Academy	Tampa	FL	2005	227	6	8	YES		No	A
The Island School	Boca Grande	FL	2008	58	k	5	YES		Yes	

**Total Number of Schools in 2009-10= 4**      **Number of States= 1**      **Total Enrollment= 447**      **Percent of Schools Making AYP= 50%**



**Notes:**  
a. Data for 2001 to 2006 are estimates for student growth  
b. 2009 refers to the 2009-10 school year  
c.

Discontinued School Name	Reason No Longer Profiled

**Address**  
4407 W St. Joe Hwy  
Lansing, MI 48917

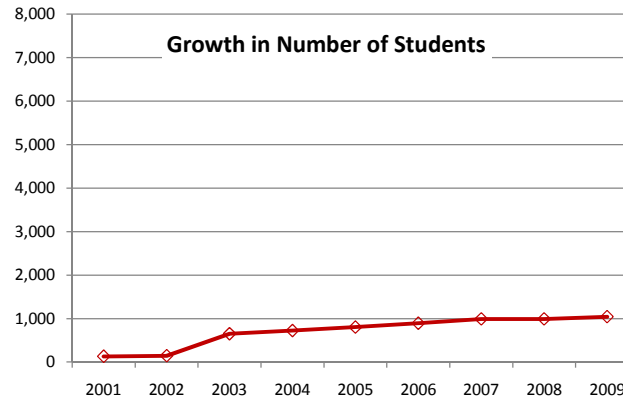
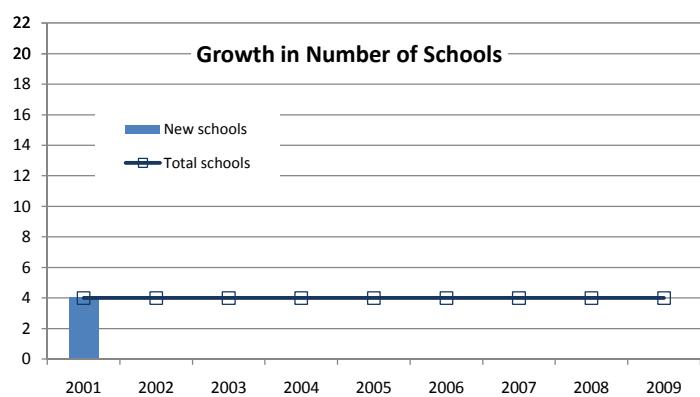
**Telephone and Fax**  
Phone 800-772-4125  
Fax 517-687-3380

**Website and e-mail**  
www.advanceteam.com  
None

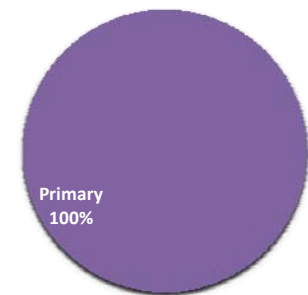
**Year Founded**  
2006

School Name	City	State	Year Founded	2009 Enrollment	Grade Levels Served From	Grade Levels Served To	Charter School	Virtual School	Made AYP	State Rating
Island City Academy	Eaton Rapids	MI	1996	204	k	8	YES		Yes	A
Walden Green Montessori	Spring Lake	MI	1995	241	k	8	YES		Yes	A
West Michigan Academy of Arts and Academics	Spring Lake	MI	1995	392	k	8	YES		No	B
Woodland School	Traverse City	MI	1996	207	k	8	YES		Yes	A

**Total Number of Schools in 2009-10= 4**      **Number of States= 1**      **Total Enrollment= 1,044**      **Percent of Schools Making AYP= 75%**



**Distribution of Schools by Level**



**Notes:**

- a. Data for 2001 to 2006 are estimates for student growth
- b. 2009 refers to the 2009-10 school year
- c.

Discontinued School Name	Reason No Longer Profiled

# Benjamin Franklin Charter School

**Medium Company:** Managing 4 to 9 Schools

2009-10

<b>Address</b>	<b>Telephone and Fax</b>	<b>Website and e-mail</b>	<b>Year Founded</b>
320 East Warner Rd Gilbert, AZ 85296	Phone 480-632-0722 Fax 480-632-8716	benjaminfranklincharterschool None	1995

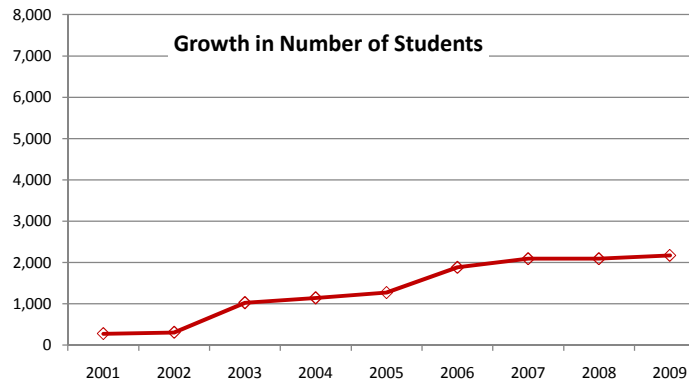
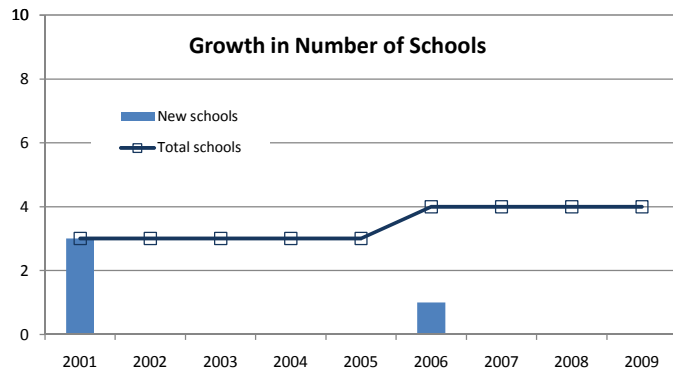
School Name	City	State	Year Founded	2009 Enrollment	Grade Levels Served From	Grade Levels Served To	Charter School	Virtual School	Made AYP	State Rating
Benjamin Franklin Charter School - Crismon Campus	Queen Creek	AZ	1996	613	k	8	YES		Yes	
Benjamin Franklin Charter School - Gilbert	Gilbert	AZ	1997	461	k	6	YES		Yes	Highly Performing
Benjamin Franklin Charter School - Mesa	Mesa	AZ	1995	221	k	6	YES		Yes	Highly Performing
Benjamin Franklin Charter School - Power Campus	Gilbert	AZ	2006	875	k	8	YES		No	Highly Performing

Total Number of Schools in 2009-10= 4

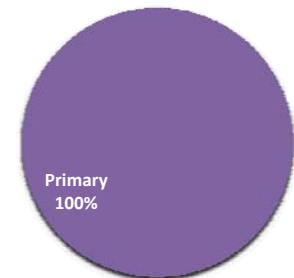
Number of States= 1

Total Enrollment= 2,170

Percent of Schools Making AYP= 75%



**Distribution of Schools by Level**



**Notes:**

- a. Data for 2001 to 2006 are estimates for student growth
- b. 2009 refers to the 2009-10 school year
- c.

Discontinued School Name	Reason No Longer Profiled

# Charter School Associates, Inc.

Medium Company: Managing 4 to 9 Schools

2009-10

**Address**  
4300 N University Drive, Suite C201  
Sunrise, FL 33351

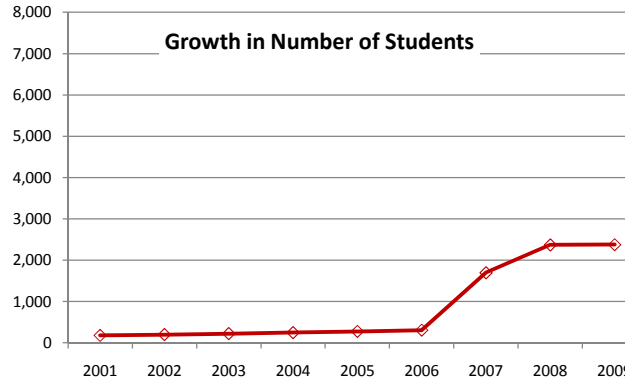
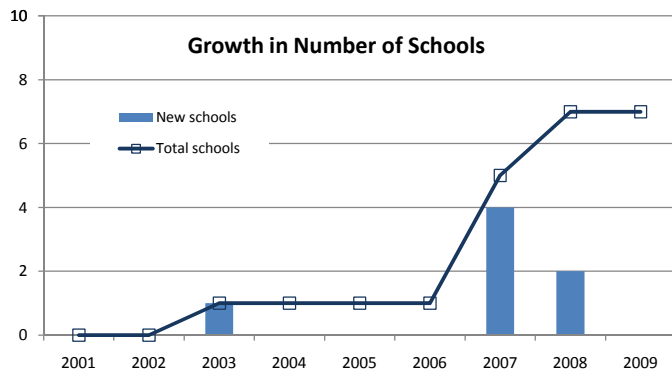
**Telephone and Fax**  
Phone 954-414-5767  
Fax 954-748-5717

**Website and e-mail**  
www.charterschoolassociates.com  
charterhelp@charterschoolassociates.com

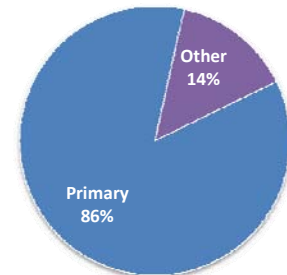
**Year Founded**  
2003

School Name	City	State	Year Founded	2009 Enrollment	Grade Levels Served From	To	Charter School	Virtual School	Made AYP	State Rating
Excelsior Charter of Broward	Tamarac	FL	2008	138	k	2	YES		No	
Kidz Choice Charter School	Pembroke Pines	FL	2007	51	k	2	YES		No	
Life Institute for Education Academy	Fort Myers	FL	2008	36	6	12	YES		No	
Pemayetv Emahakv Our Way School	Okeechobee	FL	2007	165	k	5	YES		No	B
Shiloh Elementary Charter School	Plant City	FL	2007	381	k	6	YES		Yes	C
Summerville Charter School	Homestead	FL	2007	455	k	5	YES		No	A
The Charter School at Waterstone	Homestead	FL	2003	1151	k	8	YES		No	A

**Total Number of Schools in 2009-10= 7**      **Number of States= 1**      **Total Enrollment= 2,377**      **Percent of Schools Making AYP= 14%**



**Distribution of Schools by Level**



**Notes:**

- a. Data for 2001 to 2006 are estimates for student growth
- b. 2009 refers to the 2009-10 school year
- c.

**Discontinued School Name**

Grattan Academic High School  
Grattan Academy

**Reason No Longer Profiled**

Now managed by Helicon  
Now managed by Helicon

# Choice Schools Associates LLC

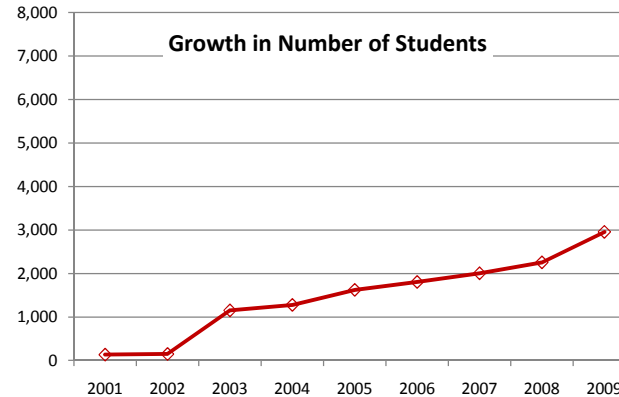
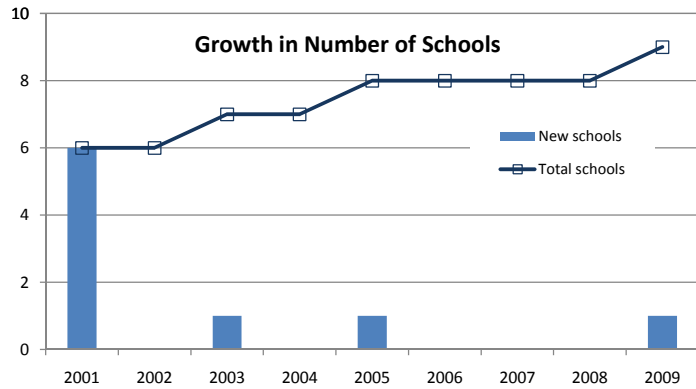
**Medium Company:** Managing 4 to 9 Schools

2009-10

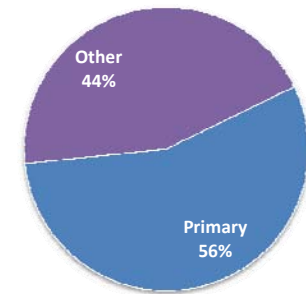
<b>Address</b>	<b>Telephone and Fax</b>	<b>Website and e-mail</b>	<b>Year Founded</b>
P.O. Box 141493 Grand Rapids, MI 49514	Phone 616-785-8440 Fax 616-785-8455	www.choiceschools.com info@choiceschools.com	1998

School Name	City	State	Year Founded	2009 Enrollment	Grade Levels Served From	To	Charter School	Virtual School	Made AYP	State Rating
Benton Harbor Charter School	Benton Harbor	MI	1999	388	k	8	YES		No	C
Conner Creek Academy	Warren	MI	1999	443	k	12	YES		Yes	B
Creative Learning Academy of Science, Mathematics and Humanities	Beaverton	MI	1996	64	k	8	YES		Yes	B
Creative Montessori Academy	Southgate	MI	2001	654	k	8	YES		Yes	A
Four Corners Montessori Academy	Madison Heights	MI	2009	177	k	8	YES		Yes	
Hillsdale Preparatory School	Hillsdale	MI	2005	71	k	8	YES		Yes	A
Morey Public School Academy	Shepherd	MI	1997	250	k	12	YES		Yes	C
Three Oaks Public School Academy	Muskegon	MI	2003	437	k	8	YES		No	B
West Michigan Academy of Environmental Science	Grand Rapids	MI	1996	472	k	12	YES		Yes	B

**Total Number of Schools in 2009-10= 9**      **Number of States= 1**      **Total Enrollment= 2,956**      **Percent of Schools Making AYP= 78%**



**Distribution of Schools by Level**



**Notes:**

- a. Data for 2001 to 2006 are estimates for student growth
- b. 2009 refers to the 2009-10 school year
- c.

**Discontinued School Name**

Grattan Academic High School  
Grattan Academy

**Reason No Longer Profiled**

Now managed by Helicon Associates  
Now managed by Helicon Associates

# Community Education Partners

Medium Company: Managing 4 to 9 Schools

2009-10

**Address**  
2636 Elm Hill Pike, Suite 500  
Nashville, TN 37214

**Telephone and Fax**  
Phone 800-647-8439  
Fax None

**Website and e-mail**  
communityeducationpartners.com  
through website

**Year Founded**  
1996

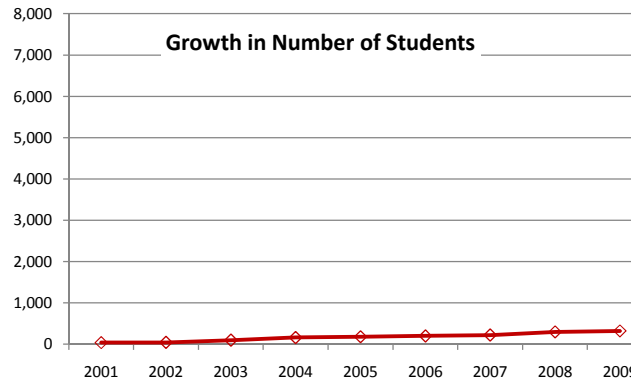
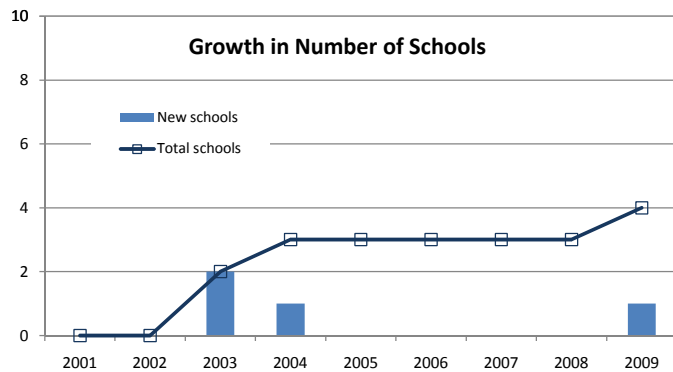
School Name	City	State	Year Founded	2009 Enrollment	Grade Levels Served From	Grade Levels Served To	Charter School	Virtual School	Made AYP	State Rating
Aloma High Charter	Winter Park	FL	2009	21	9	12	YES		No	
Chancery High Charter	Orlando	FL	2003	20	9	12	YES		No	IMPROVING
Richmond Alternative School	Richmond	VA	2004	265	2	11	DISTRICT		Yes	Fully Accredited
Sheeler High Charter	Apopka	FL	2003	16	9	12	YES		No	MAINTAINING

Total Number of Schools in 2009-10= 4

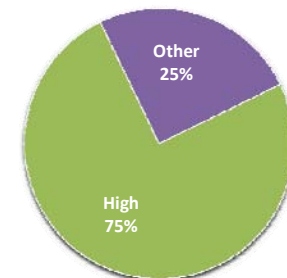
Number of States= 2

Total Enrollment= 322

Percent of Schools Making AYP= 25%



Distribution of Schools by Level



**Notes:**

- a. Data for 2001 to 2006 are estimates for student growth
- b. 2009 refers to the 2009-10 school year
- c.

**Discontinued School Name**

Emerald Bay Academy

**Reason No Longer Profiled**

School not on the list of managed schools provided by FLDOE, no news on closure could be found

**Address**  
2120 Progressive Drive  
Hartland, MI 48353

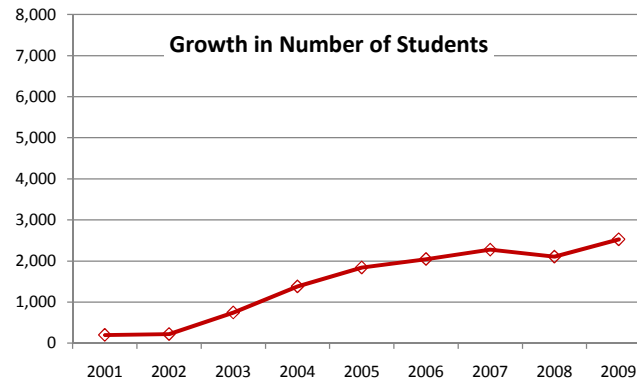
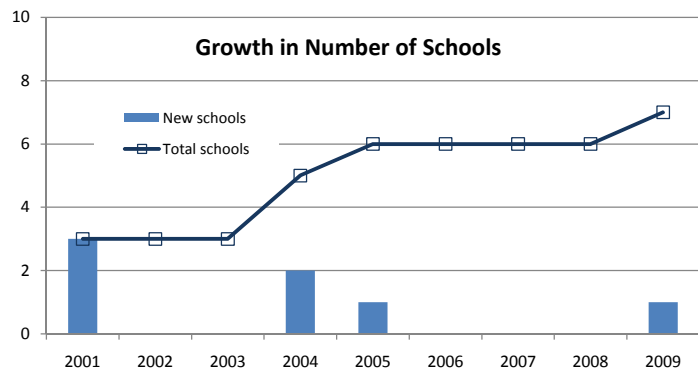
**Telephone and Fax**  
Phone 810-632-6863  
Fax 810-632-7548

**Website and e-mail**  
www.charterschoolpartners.com  
cstockwell@charterschoolpartners.com

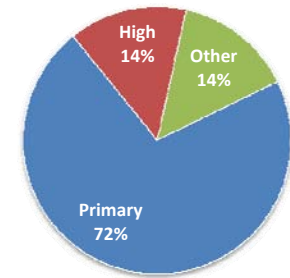
**Year Founded**  
2004

School Name	City	State	Year Founded	2009 Enrollment	Grade Levels Served From	To	Charter School	Virtual School	Made AYP	State Rating
American Montessori Academy	Livonia	MI	2004	254	k	2	YES		Yes	A
American Montessori Academy Upper Elementary	Redford	MI	2009	192	3	6	YES		Yes	A
Charyl Stockwell Academy	Howell	MI	1996	815	k	8	YES		Yes	A
Crescent Academy	Southfield	MI	2004	393	k	9	YES		No	C
Huron Academy	Sterling Heights	MI	1999	428	k	6	YES		Yes	B
Kensington Woods High School	Howell	MI	1995	279	9	12	YES		No	D
Lighthouse Academy	Grand Rapids	MI	2005	166	2	12	YES		No	

**Total Number of Schools in 2009-10= 7**      **Number of States= 1**      **Total Enrollment= 2,527**      **Percent of Schools Making AYP= 57%**



**Distribution of Schools by Level**



**Notes:**

- a. Data for 2001 to 2006 are estimates for student growth
- b. 2009 refers to the 2009-10 school year
- c.

**Discontinued School Name**

Ann Arbor Learning Community  
Conner Creek Academy East - Elementary  
Conner Creek Academy East - Middle  
Conner Creek Academy East - Middle

**Reason No Longer Profiled**

Michigan list says now self-managed  
CS Partners reported providing human resources only for Conner Creek schools; these schools were mistakenly profiled as fully-managed schools in previous Profiles reports.



**Address**  
22620 Woodward Ave, Suite C  
Ferndale, MI 48220

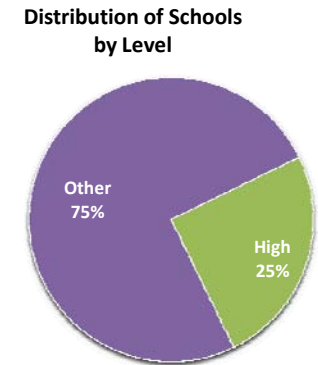
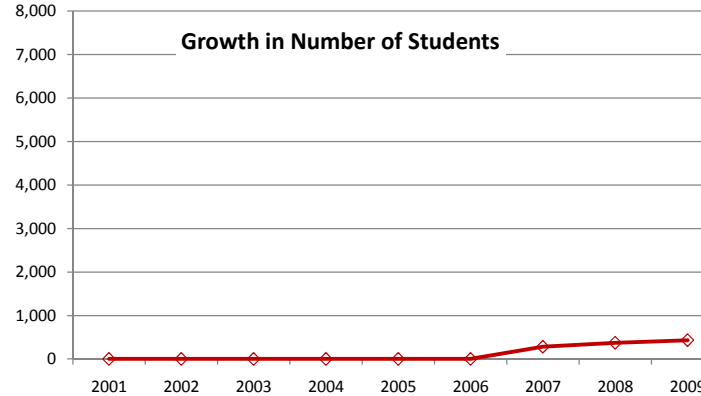
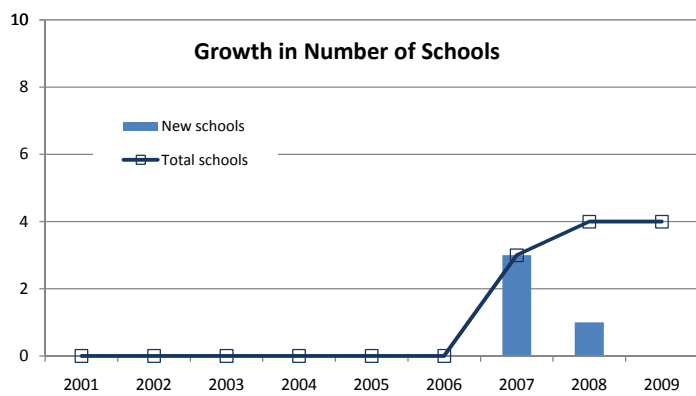
**Telephone and Fax**  
Phone 248-582-8100  
Fax 248-582-8101

**Website and e-mail**  
www.edtec.net  
anna-amato@echalk.edtec.net

**Year Founded**  
2000

School Name	City	State	Year Founded	2009 Enrollment	Grade Levels Served From	Grade Levels Served To	Charter School	Virtual School	Made AYP	State Rating
Ace Academy - Calumet Center	Detroit	MI	2007	101	6	12	YES		No	
Ace Academy - Lincoln Center	Plymouth	MI	2007	86	10	12	YES		No	
Clara B. Ford Academy	Dearborn Heights	MI	2007	184	4	12	YES		No	
Vista Meadows	Dearborn Heights	MI	2008	61	4	12	YES		Yes	

**Total Number of Schools in 2009-10= 4**      **Number of States= 1**      **Total Enrollment= 432**      **Percent of Schools Making AYP= 25%**



**Notes:**

- a. Data for 2001 to 2006 are estimates for student growth
- b. 2009 refers to the 2009-10 school year
- c.

Discontinued School Name	Reason No Longer Profiled

# Educational Services of America, Inc.

Medium Company: Managing 4 to 9 Schools

2009-10

**Address**  
1321 Murfreesboro Pike, Suite 702  
Nashville, TN 37217-2626

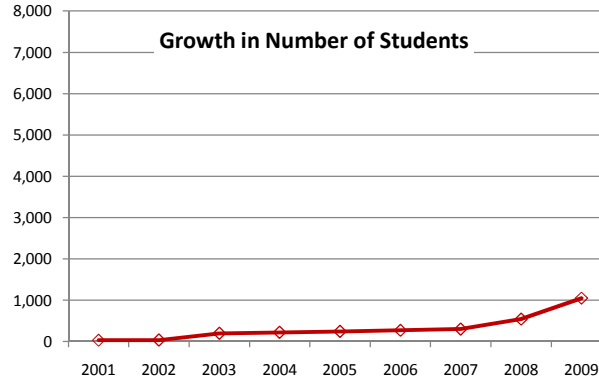
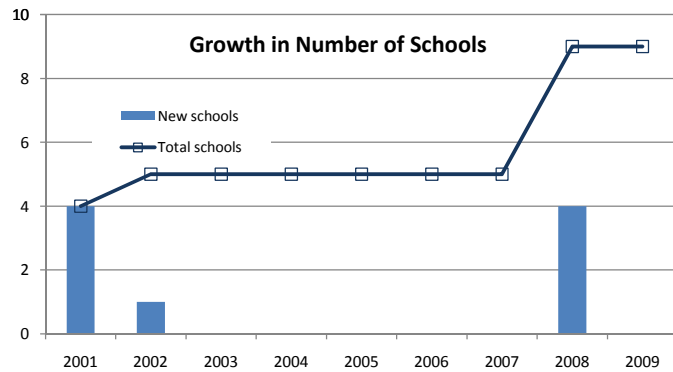
**Telephone and Fax**  
Phone 888-979-0004  
Fax 615-577-5695

**Website and e-mail**  
www.esa-education.com  
None

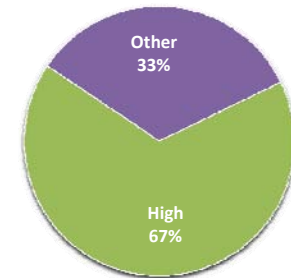
**Year Founded**  
1999

School Name	City	State	Year Founded	2009 Enrollment	Grade Levels Served From	To	Charter School	Virtual School	Made AYP	State Rating
Ombudsman - Charter East	Phoenix	AZ	1996	71	9	12	YES		No	Performing Plus
Ombudsman - Charter East II	Tucson	AZ	2008	79	9	12	YES		Yes	Performing
Ombudsman - Charter Metro	Phoenix	AZ	1999	69	9	12	YES		No	Performing
Ombudsman - Charter Northeast	Phoenix	AZ	2000	85	9	12	YES		No	Performing Plus
Ombudsman - Charter Northwest	Phoenix	AZ	2002	74	9	12	YES		Yes	Performing
Ombudsman - Charter Pantano	Tucson	AZ	2008	87	6	12	YES			
Ombudsman - Charter Valencia	Tucson	AZ	2008	79	6	12	YES		Yes	
Ombudsman - Charter West	Phoenix	AZ	1998	471	9	12	YES		Yes	Performing
Youth Advancement Academy	Kalamazoo	MI	2008	35	9	12	YES		Yes	No Grade

**Total Number of Schools in 2009-10= 9**      **Number of States= 2**      **Total Enrollment= 1,050**      **Percent of Schools Making AYP= 63%**



**Distribution of Schools by Level**



**Notes:**

- a. Data for 2001 to 2006 are estimates for student growth
- b. 2009 refers to the 2009-10 school year
- c.

Discontinued School Name	Reason No Longer Profiled

**Address**  
6100 Channingway Blvd, #505  
Columbus, OH 43232

**Telephone and Fax**  
Phone 614-322-7996  
Fax None

**Website and e-mail**  
www.eschoolconsultants.com  
info@eschoolconsultants.com

**Year Founded**  
2002

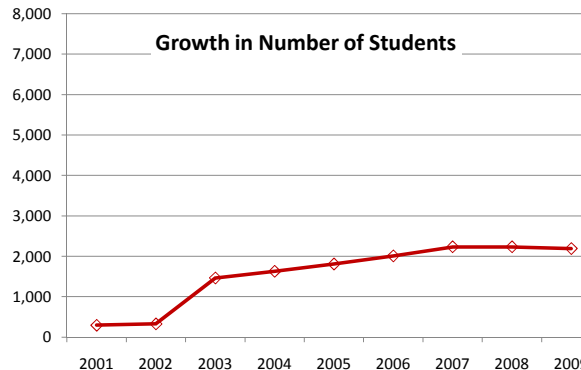
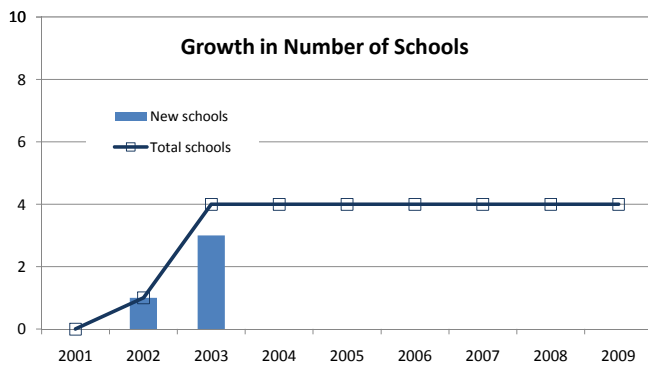
School Name	City	State	Year Founded	2009 Enrollment	Grade Levels Served From	To	Charter School	Virtual School	Made AYP	State Rating
Focus Learning Academy Northern Columbus	Columbus	OH	2003	239	k	12	YES		No	Improvement Year 4
Focus Learning Academy of Southeastern Columbus	Columbus	OH	2003	293	9	12	YES		No	Continuous Improvement
Focus Learning of Southwestern Columbus	Columbus	OH	2003	251	9	12	YES		No	Improvement Year 4
Virtual Community School of Ohio	Columbus	OH	2002	1407	k	12	YES	YES	No	Improvement Year 5

Total Number of Schools in 2009-10= 4

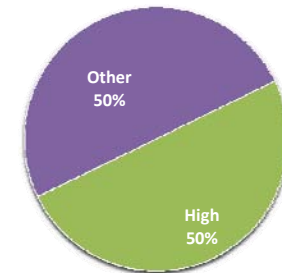
Number of States= 1

Total Enrollment= 2,190

Percent of Schools Making AYP= 0%



Distribution of Schools by Level



**Notes:**

- a. Data for 2001 to 2006 are estimates for student growth
- b. 2009 refers to the 2009-10 school year
- c.

Discontinued School Name	Reason No Longer Profiled

<b>Address</b>	<b>Telephone and Fax</b>	<b>Website and e-mail</b>	<b>Year Founded</b>
5555 Conner St #2223 Detroit, MI 48213	Phone 313-923-0000 Fax 313-924-0095	None None	None

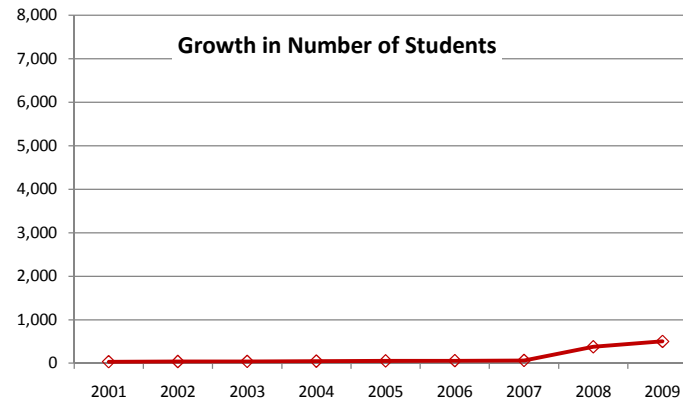
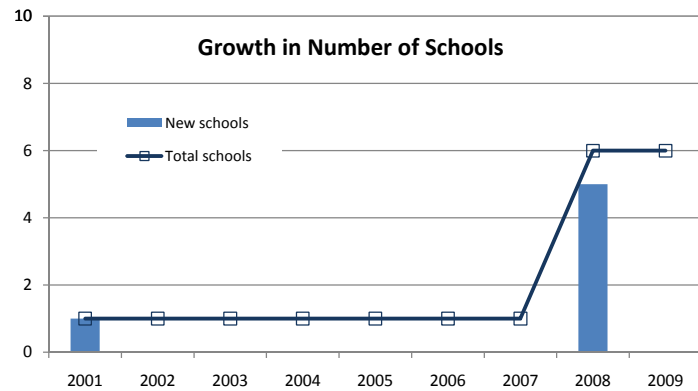
School Name	City	State	Year Founded	2009 Enrollment	Grade Levels Served From	Grade Levels Served To	Charter School	Virtual School	Made AYP	State Rating
Blanche Kelso Bruce Academy Conner	Detroit	MI	2001	156	5	12	YES		No	
Blanche Kelso Bruce Academy Depaul	Detroit	MI	2008	30	6	11	YES			
Blanche Kelso Bruce Academy St. Judes	Detroit	MI	2008	12	6	11	YES		Yes	
Blanche Kelso Bruce Academy Victors	Detroit	MI	2008	17	8	11	YES			
Blanche Kelso Bruce Academy Wolverine	Detroit	MI	2008	27	4	11	YES			
Bruce Kelso Bruce Academy St. Antoine	Detroit	MI	2008	260	5	12	YES		No	

Total Number of Schools in 2009-10= 6

Number of States= 1

Total Enrollment= 502

Percent of Schools Making AYP= 33%



Distribution of Schools by Level



**Notes:**

- a. Data for 2001 to 2006 are estimates for student growth
- b. 2009 refers to the 2009-10 school year
- c.

Discontinued School Name	Reason No Longer Profiled

**Address**  
2455 S. Industrial Hwy, Suite C  
Ann Arbor, MI 48105

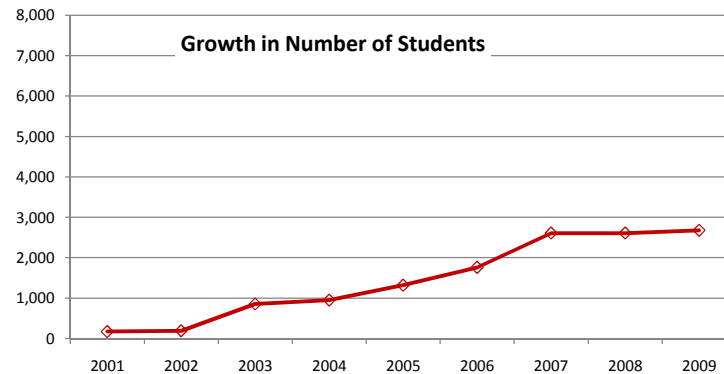
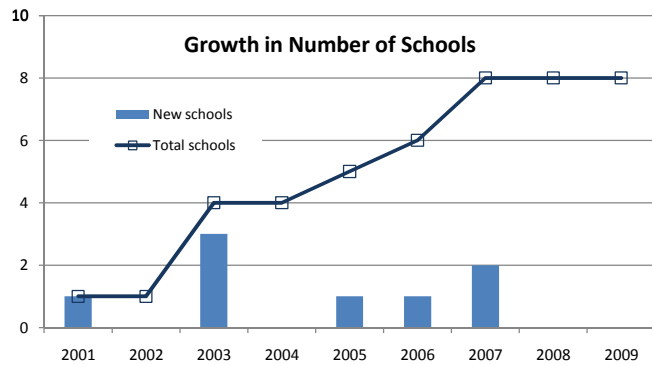
**Telephone and Fax**  
Phone 734-369-9500  
Fax 734-369-9499

**Website and e-mail**  
gee-edu.com  
through website

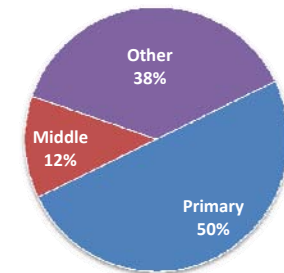
**Year Founded**  
1998

School Name	City	State	Year Founded	2009 Enrollment	Grade Levels Served From	To	Charter School	Virtual School	Made AYP	State Rating
Bridge Academy	Hamtramck	MI	2003	590	k	8	YES		Yes	C
Bridge Academy of Ohio	Toledo	OH	2007	81	k	3	YES		Yes	Effective
Central Academy	Ann Arbor	MI	1996	504	k	12	YES		Yes	C
Central Academy of Ohio	Toledo	OH	2007	52	4	8	YES		Yes	Continuous Improvement
Frontier International Academy	Hamtramck	MI	2005	324	6	12	YES		Yes	C
Riverside Academy East	Dearborn	MI	2003	544	k	5	YES		Yes	
Riverside Academy West Middle High School Campus	Dearborn	MI	2003	439	6	12	YES		Yes	C
Victory Academy	Ypsilanti	MI	2006	144	k	6	YES		Yes	B

**Total Number of Schools in 2009-10= 8**      **Number of States= 2**      **Total Enrollment= 2,678**      **Percent of Schools Making AYP= 100%**



Distribution of Schools by Level



**Notes:**

- a. Data for 2001 to 2006 are estimates for student growth
- b. 2009 refers to the 2009-10 school year
- c.

Discontinued School Name	Reason No Longer Profiled

**Address**  
2525 W. Jefferson  
Trenton, MI 48183

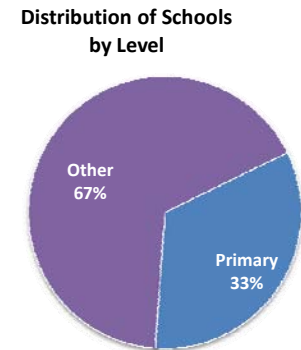
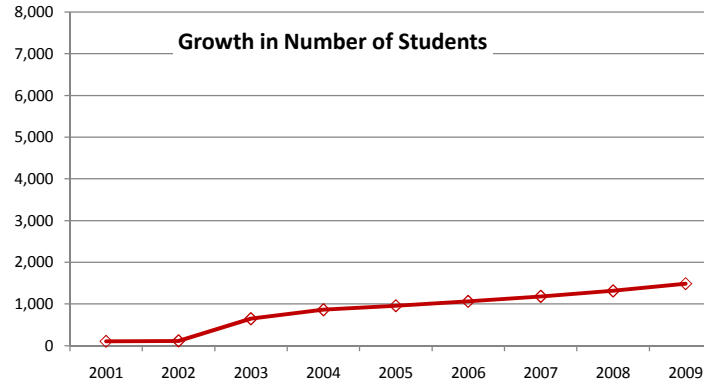
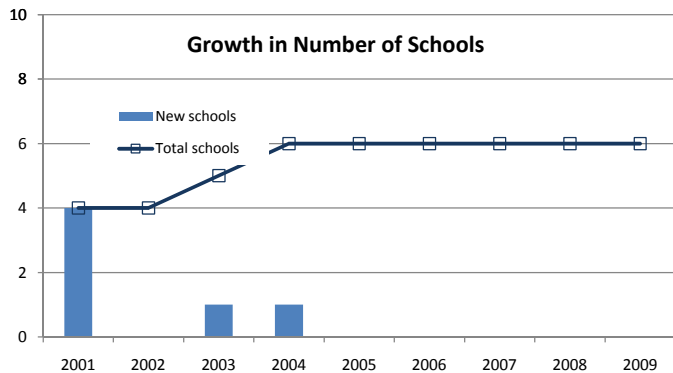
**Telephone and Fax**  
Phone 734-675-5505  
Fax 734-675-6553

**Website and e-mail**  
heliconassociates.com  
mwitucki@heliconassociates.com

**Year Founded**  
1993

School Name	City	State	Year Founded	2009 Enrollment	Grade Levels Served From	To	Charter School	Virtual School	Made AYP	State Rating
Eastern Washtenaw Multicultural Academy	Ann Arbor	MI	2004	254	k	12	YES		Yes	B
Marshall Academy	Marshall	MI	2000	263	k	9	YES		Yes	B
Mt. Clemens Montessori Academy	Mt Clemens	MI	2003	317	k	5	YES		Yes	A
New Bedford Academy	Lambertville	MI	1998	139	k	8	YES		Yes	A
Pansophia Academy	Coldwater	MI	1995	255	k	12	YES		Yes	B
Will Carleton Academy	Hillsdale	MI	1998	260	k	12	YES		Yes	A

**Total Number of Schools in 2009-10= 6**      **Number of States= 1**      **Total Enrollment= 1,488**      **Percent of Schools Making AYP= 100%**



**Notes:**

- a. Data for 2001 to 2006 are estimates for student growth
- b. 2009 refers to the 2009-10 school year
- c.

Discontinued School Name	Reason No Longer Profiled
Thomas Gist Academy North	Not listed on MI ESP file, nonrenewal of contract by CMU (closed 2009)
Thomas Gist Academy South	Not listed on MI ESP file, nonrenewal of contract by CMU (closed 2009)
Summit Academy	Not listed on MI ESP file, now self-managed
Summit Academy North Middle School	Not listed on MI ESP file, now self-managed
Summit Academy North-High School	Not listed on MI ESP file, now self-managed
Summit Academy North Elementary	Not listed on MI ESP file, now self-managed

# Humanities and Sciences Academy of the United States, Inc. Medium Company: Managing 4 to 9 Schools

2009-10

**Address**  
5201 N. 7th Street  
Phoenix, AZ 85014

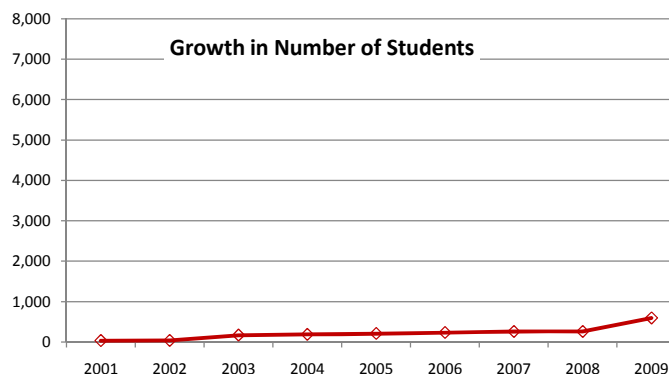
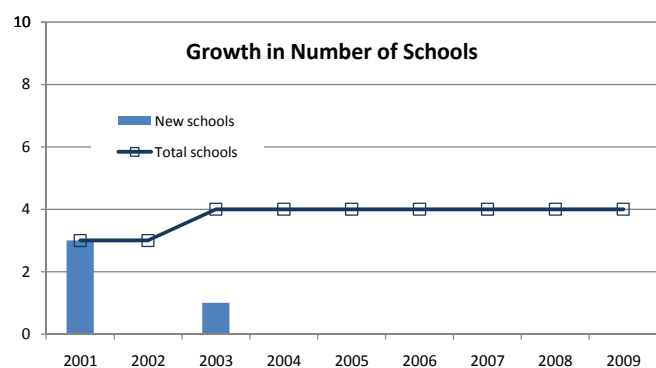
**Telephone and Fax**  
Phone 602-650-1116  
Fax 602-650-1881

**Website and e-mail**  
None  
None

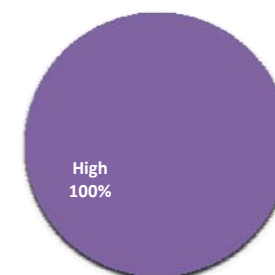
**Year Founded**  
1997

School Name	City	State	Year Founded	2009 Enrollment	Grade Levels Served From	Grade Levels Served To	Charter School	Virtual School	Made AYP	State Rating
Humanities and Science Institute	Phoenix	AZ	2001	0	9	12	YES		Yes	Performing
Humanities and Sciences Academy Arizona	Phoenix	AZ	2003	35	10	12	YES	YES	No	Performing Plus
International Commerce Institute	Tempe	AZ	2000	180	9	12	YES		No	
International Commerce Institute - Phoenix	Tsailie	AZ	1999	383	9	12	YES		Yes	Performing

**Total Number of Schools in 2009-10= 4**      **Number of States= 1**      **Total Enrollment= 598**      **Percent of Schools Making AYP= 50%**



Distribution of Schools by Level



**Notes:**

- a. Data for 2001 to 2006 are estimates for student growth
- b. 2009 refers to the 2009-10 school year
- c. The Humanities and Science Institute was listed on AZ Department of Education documents, indicating the school was operational, but with 0 enrollment.

Discontinued School Name	Reason No Longer Profiled

**Address**  
3300 Governors Trail  
Kettering, OH 45409

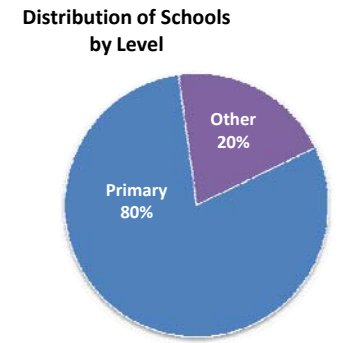
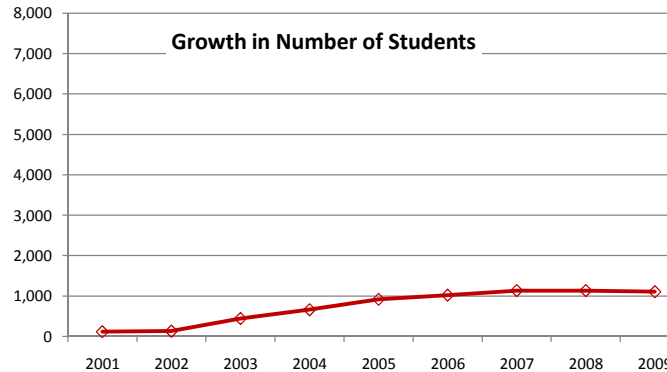
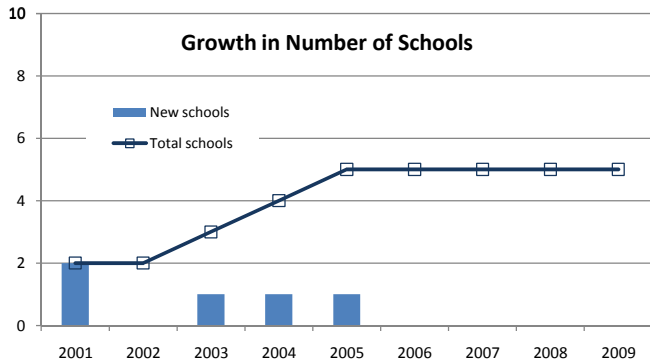
**Telephone and Fax**  
Phone 937-586-9500  
Fax 937-586-9491

**Website and e-mail**  
richardallenschools.com  
jharris@richardallenschools.com

**Year Founded**  
1999

School Name	City	State	Year Founded	2009 Enrollment	Grade Levels Served From	To	Charter School	Virtual School	Made AYP	State Rating
Richard Allen Academy Elementary	Dayton	OH	2000	198	1	8	YES		Yes	ok
Richard Allen Academy II	Dayton	OH	2003	498	k	8	YES		Yes	ok
Richard Allen Academy III	Hamilton	OH	2004	207	k	7	YES		No	At risk
Richard Allen Preparatory	Dayton	OH	2001	0	1	6	YES		Yes	Continuous Improvement
Scholarts Preparatory	Columbus	OH	2005	206	k	12	YES		No	Improvement Year 2

**Total Number of Schools in 2009-10= 5**      **Number of States= 1**      **Total Enrollment= 1,109**      **Percent of Schools Making AYP= 60%**



**Notes:**

- a. Data for 2001 to 2006 are estimates for student growth
- b. 2009 refers to the 2009-10 school year
- c.

**Discontinued School Name**

Montessori Renaissance Exp Elementary School  
Dohn Community School

**Reason No Longer Profiled**

Closed September 2009, confirmed by ODE  
School representative reported Dohn is self-managed; Ohio Education Association reported that sponsor subcontracts for financial services for this school only.



# Insight Schools, Inc.

**Large Company: Managing 10 or More Schools**

2009-10

**Address**  
309 SW 6th Ave, Suite 820  
Portland, OR 97204

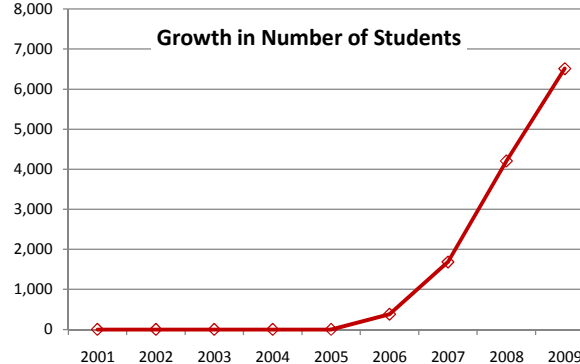
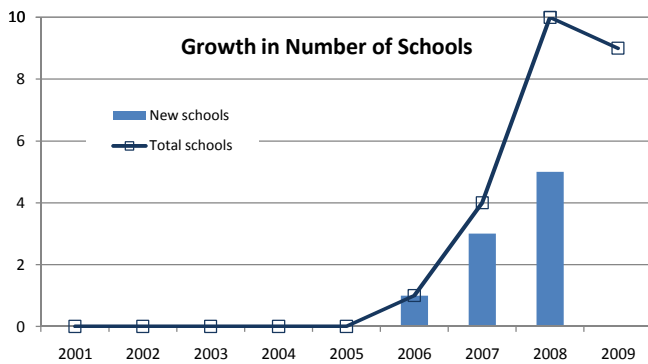
**Telephone and Fax**  
Phone 877-25-INSIGHT  
Fax 503-414-5353

**Website and e-mail**  
insightschools.net  
inquire@insightschools.net

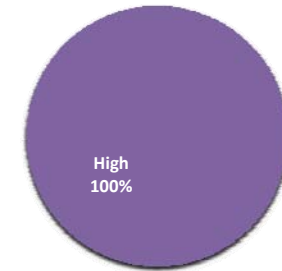
**Year Founded**  
2005

School Name	City	State	Year Founded	2009 Enrollment	Grade Levels Served		Charter School	Virtual School	Made AYP	State Rating
					From	To				
Insight School of California - Los Angeles	Lancaster	CA	2007	122	9	12	YES	YES		No valid base API
Insight School of California - North Bay	Windsor	CA	2007	202	9	12	YES	YES	No	+32 API
Insight School of Colorado	Julesburg	CO	2008	974	9	12	YES	YES	No	
Insight School of Kansas	Olathe	KS	2008	576	9	12	YES	YES	Yes	Made standard of excellence
Insight School of Minnesota	Minneapolis	MN	2008	452	9	12	YES	YES	No	18.51% Proficient
Insight School of South Carolina	Columbia	SC	2008	578	9	12	YES	YES	No	
Insight School of Washington	Forks	WA	2006	2152	9	12	YES	YES	No	In Improvement Step 1
Insight School of Wisconsin	Grantsburg	WI	2007	709	9	12	YES	YES	No	Satisfactory
iSucceed Virtual High School	Boise	ID	2008	748	9	12	YES	YES	No	Alert

**Total Number of Schools in 2009-10= 9**      **Number of States= 8**      **Total Enrollment= 6,513**      **Percent of Schools Making AYP= 13%**



**Distribution of Schools by Level**



**Notes:**

- a. Data for 2001 to 2006 are estimates for student growth
- b. 2009 refers to the 2009-10 school year
- c.

**Discontinued School Name**

Insight School of Nevada

**Reason No Longer Profiled**

Contract with Insight Schools not renewed (Tom McCormack, Nevada Charter School Consultant)

# KC Distance Learning Inc.

Medium Company: Managing 4 to 9 Schools

2009-10

**Address**  
650 NE Holladay, Suite 1400  
Portland, OR 97232

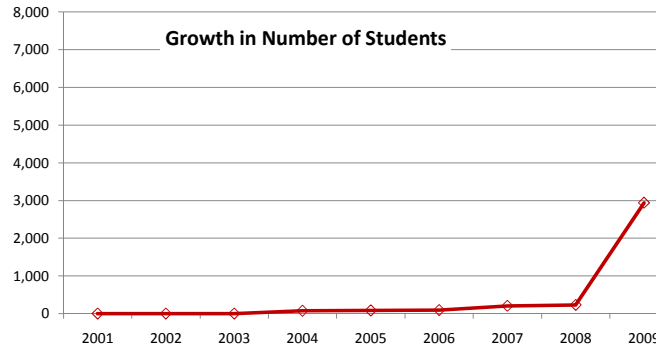
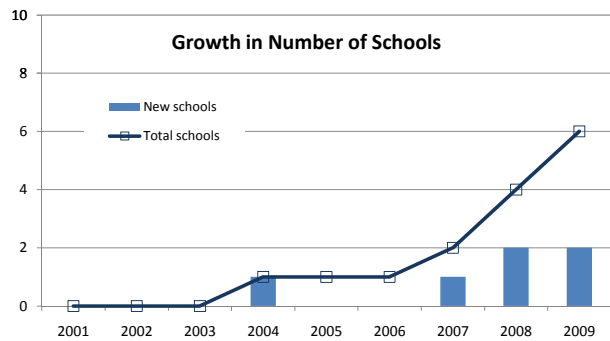
**Telephone and Fax**  
Phone 503-731-5409  
Fax 503-731-5498

**Website and e-mail**  
kcdistancelearning.com  
info@kcdistancelearning.com

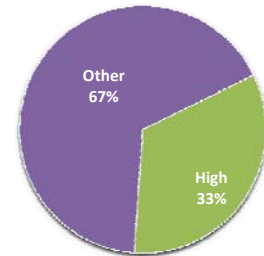
**Year Founded**  
1974

School Name	City	State	Year Founded	2009 Enrollment	Grade Levels Served From	Grade Levels Served To	Charter School	Virtual School	Made AYP	State Rating
Beacon Nevada	Las Vegas	NV	2009	619	9	12	YES		No	
iQ Academy Minnesota	Fergus Falls	MN	2008	249	6	12	DISTRICT		No	24% Proficient
iQ Academy Washington	Vancouver	WA	2008	495	6	12	DISTRICT		No	In Improvement Step 2
iQ Kansas	Manhattan	KS	2007	355	7	12	DISTRICT		Yes	
iQ Texas	Lewisville	TX	2009	239	3	9	YES			
iQ Wisconsin	Waukesha	WI	2004	982	6	12	DISTRICT		Yes	

**Total Number of Schools in 2009-10= 6**      **Number of States= 6**      **Total Enrollment= 2,939**      **Percent of Schools Making AYP= 40%**



**Distribution of Schools by Level**



**Notes:**

- a. Data for 2001 to 2006 are estimates for student growth
- b. 2009 refers to the 2009-10 school year
- c.

Discontinued School Name	Reason No Longer Profiled

**Address**  
3170 Old Farm Lane  
Commerce Township, MI 48390

**Telephone and Fax**  
Phone 313-537-9311  
Fax None

**Website and e-mail**  
mtacademy.us  
smenifee@mtacademy.org

**Year Founded**  
2007

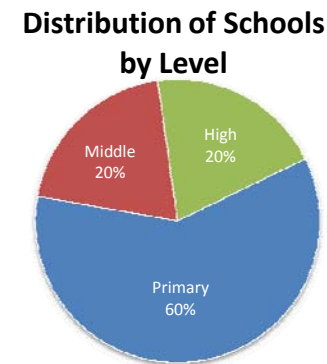
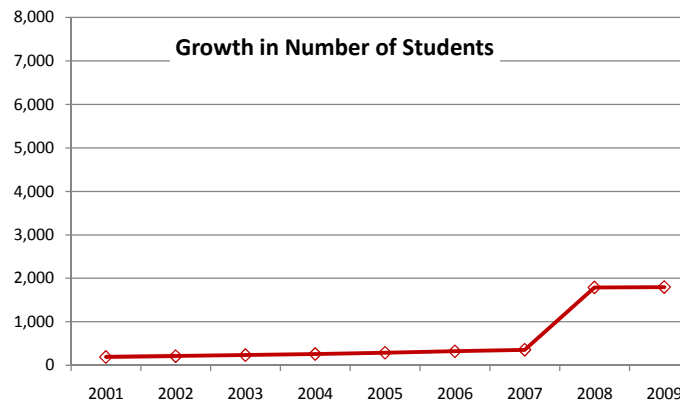
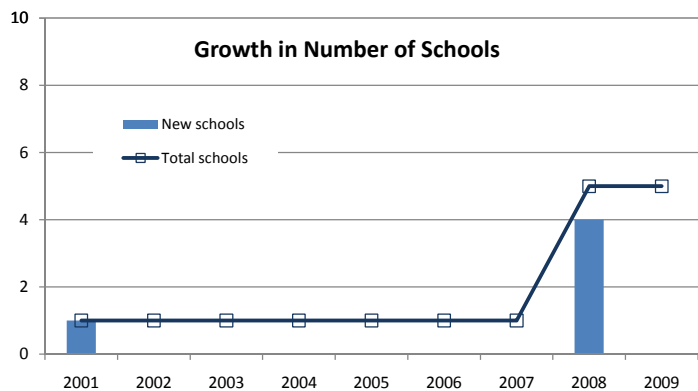
School Name	City	State	Year Founded	2009 Enrollment	Grade Levels Served From	Grade Levels Served To	Charter School	Virtual School	Made AYP	State Rating
Michigan Technical Academy	Detroit	MI	1995	241	k	2	YES		Yes	B
Michigan Technical Academy Elementary	Detroit	MI	2008	235	3	5	YES		Yes	B
Michigan Technical Academy High School	Redford	MI	2008	489	9	12	YES		No	D
Michigan Technical Academy Middle	Detroit	MI	2008	277	6	8	YES		Yes	B
Woodward Academy	Detroit	MI	2008	557	k	8	YES		Yes	C

Total Number of Schools in 2009-10= 5

Number of States= 1

Total Enrollment= 1,799

Percent of Schools Making AYP= 80%



**Notes:**

- a. Data for 2001 to 2006 are estimates for student growth
- b. 2009 refers to the 2009-10 school year
- c.

Discontinued School Name	Reason No Longer Profiled

# OmniVest Properties Management, LLC

**Medium Company:** Managing 4 to 9 Schools

2009-10

**Address**  
115 Pheasant Run, Suite 114  
Newtown, PA 18940

**Telephone and Fax**  
Phone 215-497-8301  
Fax 215-497-8305

**Website and e-mail**  
www.omninvestllc.com  
info@omninvest.com

**Year Founded**  
2000

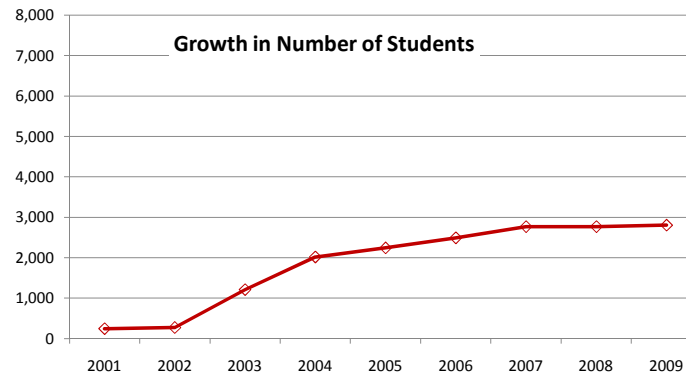
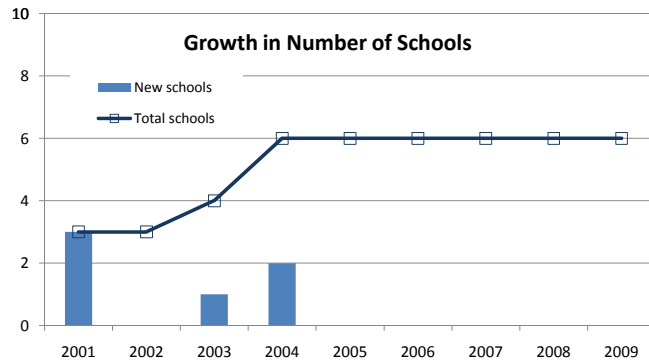
School Name	City	State	Year Founded	2009 Enrollment	Grade Levels Served From	To	Charter School	Virtual School	Made AYP	State Rating
Alliance for Progress Charter School	Philadelphia	PA	1998	283	k	5	YES		Yes	Group met target
Franklin Towne Charter High School	Philadelphia	PA	2000	959	9	12	YES		Yes	Group met target
Imani Education Circle Charter School	Philadelphia	PA	2003	460	k	8	YES		Yes	Group met target
Khepera Charter School	Philadelphia	PA	2004	384	k	8	YES		Yes	Group met target
People for People Charter School	Philadelphia	PA	2001	563	k	8	YES		No	Group met target
Philadelphia Montessori Charter School	Philadelphia	PA	2004	157	k	6	YES		No	Group did not meet target

Total Number of Schools in 2009-10= 6

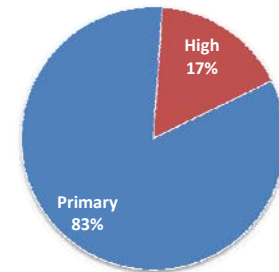
Number of States= 1

Total Enrollment= 2,806

Percent of Schools Making AYP= 67%



Distribution of Schools by Level



**Notes:**

- a. Data for 2001 to 2006 are estimates for student growth
- b. 2009 refers to the 2009-10 school year
- c.

Discontinued School Name	Reason No Longer Profiled

**Address**  
2224 W. Southern Ave., Suite 1  
Tempe, AZ 85282

**Telephone and Fax**  
Phone 480-755-8222  
Fax 480-755-8111

**Website and e-mail**  
pinnacleeducation.com  
pinnacle@pin-ed.com

**Year Founded**  
1998

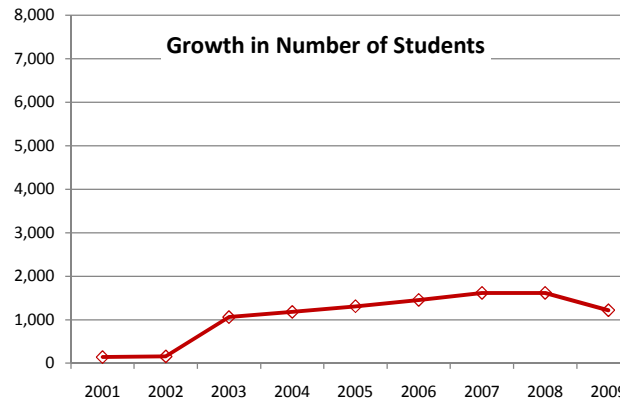
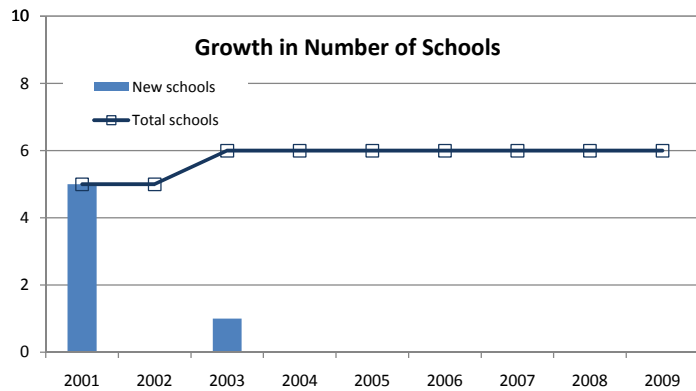
School Name	City	State	Year Founded	2009 Enrollment	Grade Levels Served From	Grade Levels Served To	Charter School	Virtual School	Made AYP	State Rating
Pinnacle Charter High School - Chandler	Tempe	AZ	1995	391	9	12	YES		Yes	Performing
Pinnacle Charter High School - Nogales	Nogales	AZ	2001	88	9	12	YES		No	Performing
Pinnacle Charter High School - Tempe	Tempe	AZ	2000	255	9	12	YES		Yes	Performing
Pinnacle High School - Casa Grande	Casa Grande	AZ	1999	147	9	12	YES		No	Performing
Pinnacle High School - Mesa	Mesa	AZ	1996	83	9	12	YES		No	Performing
Pinnacle Virtual High School	Tempe	AZ	2003	255	9	12	YES	YES	No	Performing

Total Number of Schools in 2009-10= 6

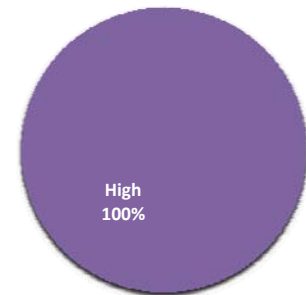
Number of States= 1

Total Enrollment= 1,219

Percent of Schools Making AYP= 33%



Distribution of Schools by Level



**Notes:**

- a. Data for 2001 to 2006 are estimates for student growth
- b. 2009 refers to the 2009-10 school year
- c.

Discontinued School Name	Reason No Longer Profiled

**Address**  
1982 Lewis Turner Blvd Suite D  
Fort Walton Beach, FL 32547

**Telephone and Fax**  
Phone 850-314-6571  
Fax 850-314-0329

**Website and e-mail**  
None  
None

**Year Founded**  
1997

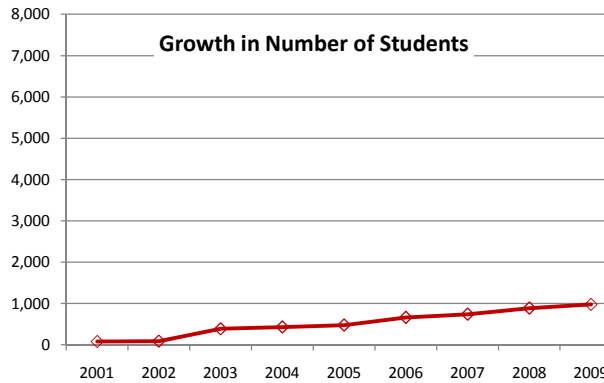
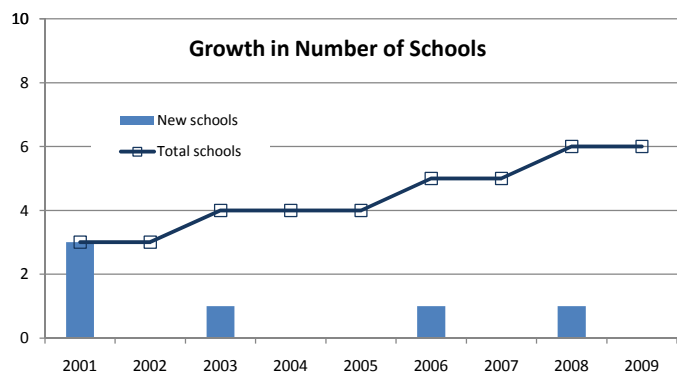
School Name	City	State	Year Founded	2009 Enrollment	Grade Levels Served From	To	Charter School	Virtual School	Made AYP	State Rating
Florida Intl Academy Charter	Miami	FL	1998	285	6	8	YES		No	A
Learning Academy of Santa Rosa	Milton	FL	2008	80	6	12	YES		No	
Milestones Community School (OF LAKE COUNTY, INC.)	Leesburg	FL	1998	211	k	8	YES		No	C
Okaloosa Academy	Fort Walton Bch	FL	1998	217	6	12	YES		No	I
Walton Academy	Tampa	FL	2006	92	6	12	YES		Yes	A
Walton Academy	Defuniak Springs	FL	2003	92	6	12	YES		No	DECLINING

Total Number of Schools in 2009-10= 6

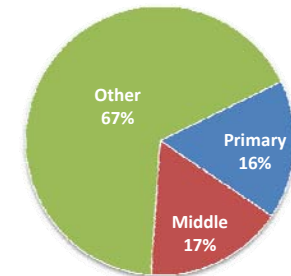
Number of States= 1

Total Enrollment= 977

Percent of Schools Making AYP= 17%



Distribution of Schools by Level



**Notes:**

- a. Data for 2001 to 2006 are estimates for student growth
- b. 2009 refers to the 2009-10 school year
- c.

Discontinued School Name	Reason No Longer Profiled

**Address**  
7877 Stead, Suite 100  
Utica, MI 48317

**Telephone and Fax**  
Phone 586-731-5300  
Fax 586-731-5307

**Website and e-mail**  
therominegroup.com  
None

**Year Founded**  
1994

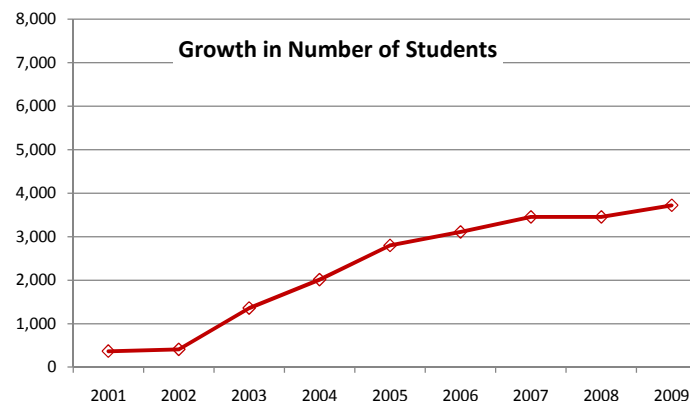
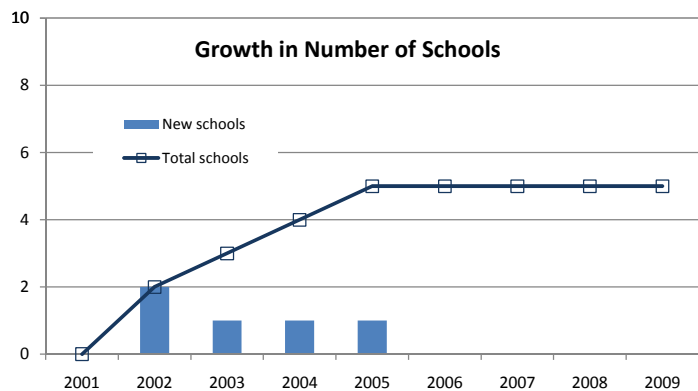
School Name	City	State	Year Founded	2009 Enrollment	Grade Levels Served From	Grade Levels Served To	Charter School	Virtual School	Made AYP	State Rating
Bradford Academy	Southfield	MI	2003	1472	k	11	YES		Yes	C
Hanley International Academy	Hamtramck	MI	2005	614	k	7	YES		Yes	B
Madison Academy	Flint	MI	2004	517	k	10	YES		Yes	B
Merritt Academy	Lenox	MI	2002	393	k	10	YES		Yes	B
Trillium Academy	Taylor	MI	2002	727	k	11	YES		Yes	C

Total Number of Schools in 2009-10= 5

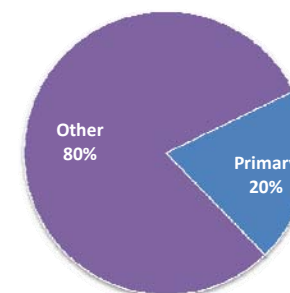
Number of States= 1

Total Enrollment= 3,723

Percent of Schools Making AYP= 100%



Distribution of Schools by Level



**Notes:**

- a. Data for 2001 to 2006 are estimates for student growth
- b. 2009 refers to the 2009-10 school year
- c.

Discontinued School Name	Reason No Longer Profiled

# SABIS Educational Systems

Medium Company: Managing 4 to 9 Schools

2009-10

**Address**  
6385 Beach Rd  
Eden Prairie, MN 55344

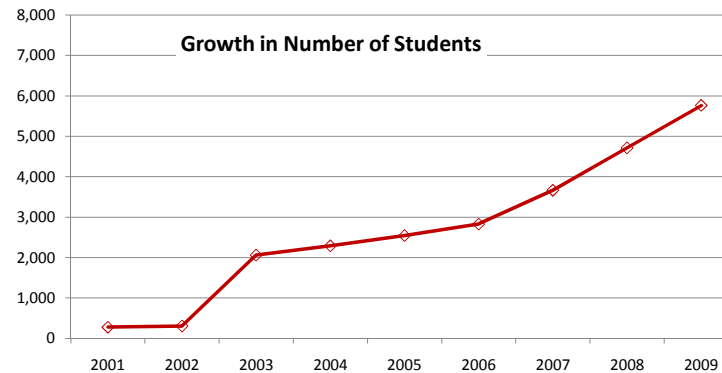
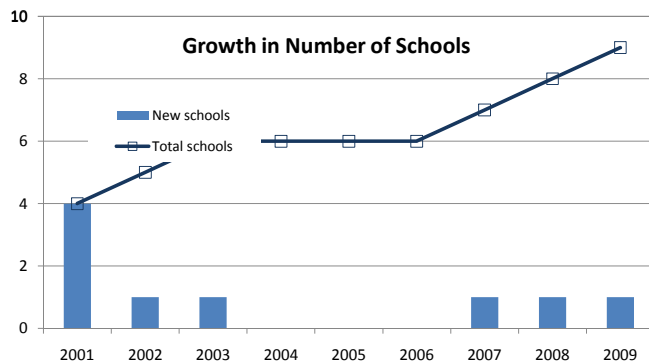
**Telephone and Fax**  
Phone 952-918-1850  
Fax 952-918-1851

**Website and e-mail**  
www.sabis.net  
None

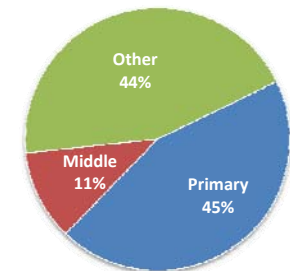
**Year Founded**  
1985

School Name	City	State	Year Founded	2009 Enrollment	Grade Levels Served From	To	Charter School	Virtual School	Made AYP	State Rating
Holyoke Community Charter School	Springfield	MA	2000	703	k	8	YES		Yes	Low
International Academy of Flint	Flint	MI	1999	1129	k	12	YES		Yes	B
International Academy of Saginaw	Saginaw	MI	2007	231	k	5	YES		Yes	
Linwood Public Charter School	Shreveport	LA	2009	489	6	8	YES		Yes	Academically Unacceptable
Milestone SABIS Academy of New Orleans	New Orleans	LA	2002	389	k	8	YES		Yes	High
Mt Auburn International Academy	Cincinnati	OH	2008	554	k	10	YES		No	Improvement Year 1
SABIS International Charter School	Springfield	MA	1995	1565	k	12	YES		Yes	high
SABIS International School	Phoenix	AZ	2001	668	k	8	YES		No	Performing
The International College Preparatory Academy	Cincinnati	OH	2003	36	k	7	YES		No	Improvement Year 5

**Total Number of Schools in 2009-10= 9**      **Number of States= 5**      **Total Enrollment= 5,764**      **Percent of Schools Making AYP= 67%**



**Distribution of Schools by Level**



**Notes:**

- a. Data for 2001 to 2006 are estimates for student growth
- b. 2009 refers to the 2009-10 school year
- c.

Discontinued School Name	Reason No Longer Profiled



# Varner and Associates International LLC

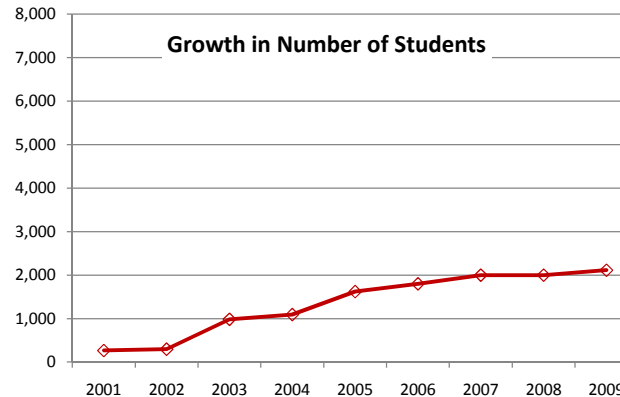
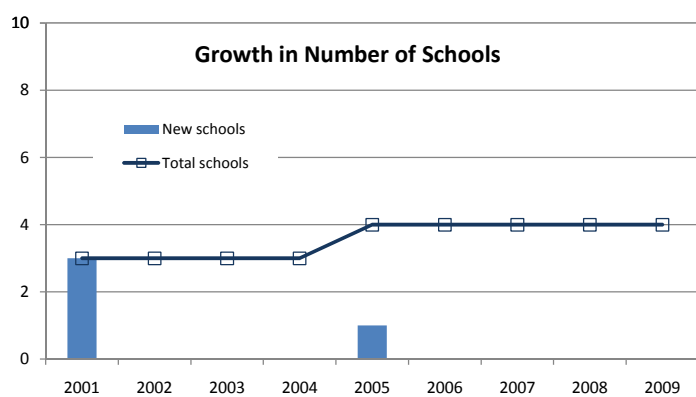
Medium Company: Managing 4 to 9 Schools

2009-10

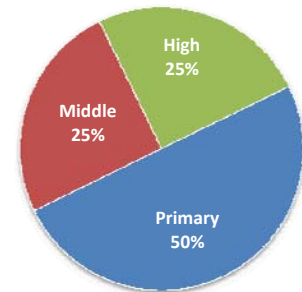
<b>Address</b>	<b>Telephone and Fax</b>	<b>Website and e-mail</b>	<b>Year Founded</b>
19236 West 11 Mile Lathrop Village, MI 48067	Phone 248-905-5030 Fax 248-905-5035	None	None

School Name	City	State	Year Founded	2009 Enrollment	Grade Levels Served From	To	Charter School	Virtual School	Made AYP	State Rating
Chandler Park Academy Elementary	Harper Woods	MI	1997	1065	k	5	YES		Yes	C
Chandler Park Academy High	Harper Woods	MI	1997	489	9	12	YES		No	C
Chandler Park Academy Middle	Harper Woods	MI	1997	162	6	8	YES		Yes	C
Dr. Charles Drew Academy	Ecorse	MI	2005	397	k	8	YES		Yes	C

**Total Number of Schools in 2009-10= 4**      **Number of States= 1**      **Total Enrollment= 2,113**      **Percent of Schools Making AYP= 75%**



**Distribution of Schools by Level**



**Notes:**

- a. Data for 2001 to 2006 are estimates for student growth
- b. 2009 refers to the 2009-10 school year
- c.

Discontinued School Name	Reason No Longer Profiled
Academy of Flint	Now self-managed

## 777 Educational Management Company

Small Company: Managing 3 or Fewer Schools

2009-10

<b>Address</b>	<b>Telephone and Fax</b>	<b>Website and e-mail</b>	<b>Year Founded</b>
3100 Elmwood St Detroit, MI 48207	Phone 313-875-2207 Fax 313-875-2311	None None	1998

School Name	City	State	Year Founded	2009 Enrollment	Grade Levels Served		Charter School	Virtual School	Made AYP	State Rating
					From	To				
Ross Hill Academy Elementary	Detroit	MI	1998	107	k	8	YES		Yes	C
Ross Hill Academy Middle High School	Detroit	MI	1998	79	9	12	YES		Yes	C
<b>Total Number of Schools in 2009-10= 2</b>		<b>Number of States= 1</b>		<b>Total Enrollment= 186</b>		<b>Percent of Schools Making AYP= 100%</b>				

**Notes:**

- a. Data for 2001 to 2006 are estimates for student growth
- b. 2009 refers to the 2009-10 school year
- c.

Discontinued School Name	Reason No Longer Profiled

## A Childs View School Inc.

Small Company: Managing 3 or Fewer Schools

2009-10

<b>Address</b>	<b>Telephone and Fax</b>	<b>Website and e-mail</b>	<b>Year Founded</b>
2846 West Drexel Road, Suite 100 Tucson, AZ 85746	Phone 520-578-2075 Fax 520-578-2076	None None	2005

School Name	City	State	Year Founded	2009 Enrollment	Grade Levels Served		Charter School	Virtual School	Made AYP	State Rating
					From	To				
A Childs View School	Tucson	AZ	2005	58	k	5	YES		Yes	Performing Plus
<b>Total Number of Schools in 2009-10= 1</b>		<b>Number of States= 1</b>		<b>Total Enrollment= 58</b>		<b>Percent of Schools Making AYP= 100%</b>				

**Notes:**

- a. Data for 2001 to 2006 are estimates for student growth
- b. 2009 refers to the 2009-10 school year
- c.

Discontinued School Name	Reason No Longer Profiled

## Academic Leadership Services, L.P.

Small Company: Managing 3 or Fewer Schools

2009-10

<b>Address</b>	<b>Telephone and Fax</b>	<b>Website and e-mail</b>	<b>Year Founded</b>
127 Crimson Drive Pittsburgh, PA 15237	Phone 412-687-2227 Fax 412-682-6559	None drbjwhite@yahoo.com	2007

School Name	City	State	Year Founded	2009 Enrollment	Grade Levels Served From	To	Charter School	Virtual School	Made AYP	State Rating
Career Connections Charter High School	Pittsburgh	PA	1999	276	9	12	YES		No	Group met target using Safe Harbor with Confidence Interval
<b>Total Number of Schools in 2009-10= 1</b>		<b>Number of States= 1</b>		<b>Total Enrollment= 276</b>		<b>Percent of Schools Making AYP= 0%</b>				

**Notes:**

- a. Data for 2001 to 2006 are estimates for student growth
- b. 2009 refers to the 2009-10 school year
- c.

Discontinued School Name	Reason No Longer Profiled

## Accelerated Learning Center, Inc.

Small Company: Managing 3 or Fewer Schools

2009-10

<b>Address</b>	<b>Telephone and Fax</b>	<b>Website and e-mail</b>	<b>Year Founded</b>
4105 E. Shea Blvd Phoenix, AZ 85028	Phone 602-485-0309 Fax 602-485-9356	canadyalc.com scanady@canadyalc.com	1997

School Name	City	State	Year Founded	2009 Enrollment	Grade Levels Served From	To	Charter School	Virtual School	Made AYP	State Rating
Accelerated Learning Center	Phoenix	AZ	1997	242	9	12	YES		Yes	Performing
<b>Total Number of Schools in 2009-10= 1</b>		<b>Number of States= 1</b>		<b>Total Enrollment= 242</b>		<b>Percent of Schools Making AYP= 100%</b>				

**Notes:**

- a. Data for 2001 to 2006 are estimates for student growth
- b. 2009 refers to the 2009-10 school year
- c.

Discontinued School Name	Reason No Longer Profiled

# Allen-Cochran Enterprises

Small Company: Managing 3 or Fewer Schools

2009-10

<b>Address</b>	<b>Telephone and Fax</b>	<b>Website and e-mail</b>	<b>Year Founded</b>
1691 W. Grand Canyon Dr Chandler, AZ 85248	Phone 480-632-1940 Fax 480-632-1398	ceeeagles.com None	1997

School Name	City	State	Year Founded	2009 Enrollment	Grade Levels Served <i>From To</i>	Charter School	Virtual School	Made AYP	State Rating
Center for Educational Excellence	Tempe	AZ	1997	286	k 8	YES		Yes	Excelling
<b>Total Number of Schools in 2009-10= 1</b>		<b>Number of States= 1</b>		<b>Total Enrollment= 286</b>		<b>Percent of Schools Making AYP= 100%</b>			

**Notes:**

- a. Data for 2001 to 2006 are estimates for student growth
- b. 2009 refers to the 2009-10 school year
- c.

Discontinued School Name	Reason No Longer Profiled

## Altair Learning Management

Small Company: Managing 3 or Fewer Schools

2009-10

**Address**  
305 W Nationwide Boulevard  
Columbus, OH 43215-2309

**Telephone and Fax**  
Phone 888-326-8395  
Fax None

**Website and e-mail**  
ecotohio.org  
through website

**Year Founded**  
2000

School Name	City	State	Year Founded	2009 Enrollment	Grade Levels Served From	Grade Levels Served To	Charter School	Virtual School	Made AYP	State Rating
Electronic Classroom of Tomorrow	Columbus	OH	2001	8757	k	12	YES		No	Improvement Year 7
<b>Total Number of Schools in 2009-10= 1</b>		<b>Number of States= 1</b>		<b>Total Enrollment= 8,757</b>		<b>Percent of Schools Making AYP= 0%</b>				

**Notes:**

- a. Data for 2001 to 2006 are estimates for student growth
- b. 2009 refers to the 2009-10 school year
- c.

Discontinued School Name	Reason No Longer Profiled

## American Basic Schools, LLC

Small Company: Managing 3 or Fewer Schools

2009-10

**Address**  
826 E. 6th Ave  
Mesa, AZ 85204

**Telephone and Fax**  
Phone 480-964-4602  
Fax 480-655-7870

**Website and e-mail**  
burkebasicschool.com  
EMO email

**Year Founded**  
1999

School Name	City	State	Year Founded	2009 Enrollment	Grade Levels Served From	Grade Levels Served To	Charter School	Virtual School	Made AYP	State Rating
Burke Basic School	Mesa	AZ	2000	750	k	6	YES		Yes	Highly Performing
<b>Total Number of Schools in 2009-10= 1</b>		<b>Number of States= 1</b>		<b>Total Enrollment= 750</b>		<b>Percent of Schools Making AYP= 100%</b>				

**Notes:**

- a. Data for 2001 to 2006 are estimates for student growth
- b. 2009 refers to the 2009-10 school year
- c.

Discontinued School Name	Reason No Longer Profiled

# American Institutional Management Services

Small Company: Managing 3 or Fewer Schools

2009-10

**Address**  
5728 Schaefer Road, Suite 200  
Dearborn, MI 48126

**Telephone and Fax**  
Phone 313-624-2000  
Fax 313-846-4514

**Website and e-mail**  
aimsus.com  
through website

**Year Founded**  
1996

School Name	City	State	Year Founded	2009 Enrollment	Grade Levels Served From	Grade Levels Served To	Charter School	Virtual School	Made AYP	State Rating
The Dearborn Academy	Dearborn	MI	1997	481	k	8	YES		Yes	B
<b>Total Number of Schools in 2009-10= 1</b>		<b>Number of States= 1</b>		<b>Total Enrollment= 481</b>			<b>Percent of Schools Making AYP= 100%</b>			

**Notes:**

- a. Data for 2001 to 2006 are estimates for student growth
- b. 2009 refers to the 2009-10 school year
- c.

Discontinued School Name	Reason No Longer Profiled

# Bardwell Group

Small Company: Managing 3 or Fewer Schools

2009-10

**Address**  
19800 Beech Daly Rd  
EMO City, State Zip

**Telephone and Fax**  
Phone 313-927-5395  
Fax 313-927-5376

**Website and e-mail**  
None

**Year Founded**  
1998

School Name	City	State	Year Founded	2009 Enrollment	Grade Levels Served From	Grade Levels Served To	Charter School	Virtual School	Made AYP	State Rating
David Ellis Academy	Detroit	MI	1998	320	k	8	YES		Yes	C
David Ellis Academy West	Redford	MI	2006	834	k	8	YES		Yes	B
<b>Total Number of Schools in 2009-10= 2</b>		<b>Number of States= 1</b>		<b>Total Enrollment= 1,154</b>			<b>Percent of Schools Making AYP= 100%</b>			

**Notes:**

- a. Data for 2001 to 2006 are estimates for student growth
- b. 2009 refers to the 2009-10 school year
- c.

Discontinued School Name	Reason No Longer Profiled

# Black Star Educational Management

Small Company: Managing 3 or Fewer Schools

2009-10

**Address**  
19410 Livernois  
Detroit, MI 48221

**Telephone and Fax**  
Phone 248-223-9290  
Fax 248-223-9514

**Website and e-mail**  
nsoroma.org  
None

**Year Founded**  
1997

School Name	City	State	Year Founded	2009 Enrollment	Grade Levels Served From	To	Charter School	Virtual School	Made AYP	State Rating
Nsoroma Institute	Southfield	MI	1997	193	k	8	YES		Yes	B
<b>Total Number of Schools in 2009-10= 1</b>		<b>Number of States= 1</b>		<b>Total Enrollment= 193</b>		<b>Percent of Schools Making AYP= 100%</b>				

**Notes:**

- a. Data for 2001 to 2006 are estimates for student growth
- b. 2009 refers to the 2009-10 school year
- c.

Discontinued School Name	Reason No Longer Profiled

# Bright Beginnings School, Inc.

Small Company: Managing 3 or Fewer Schools

2009-10

**Address**  
400 N. Andersen Blvd  
Chandler, AZ 85224

**Telephone and Fax**  
Phone 480-821-1404  
Fax 480-821-1463

**Website and e-mail**  
bbschl.com  
None

**Year Founded**  
1994

School Name	City	State	Year Founded	2009 Enrollment	Grade Levels Served From	To	Charter School	Virtual School	Made AYP	State Rating
Bright Beginnings School 0 0	Chandler	AZ	1996	435	k	6	YES		Yes	Excelling
<b>Total Number of Schools in 2009-10= 3</b>		<b>Number of States= 1</b>		<b>Total Enrollment= 435</b>		<b>Percent of Schools Making AYP= 100%</b>				

**Notes:**

- a. Data for 2001 to 2006 are estimates for student growth
- b. 2009 refers to the 2009-10 school year
- c.

Discontinued School Name	Reason No Longer Profiled

# Bright Horizons Family Solutions LLC

Small Company: Managing 3 or Fewer Schools

2009-10

**Address**  
200 Talcott Avenue South  
Watertown, MA 02472

**Telephone and Fax**  
Phone 617-673-8000  
Fax EMO Fax

**Website and e-mail**  
brighthorizons.com  
parents@brighthorizons.com

**Year Founded**  
1986

School Name	City	State	Year Founded	2009 Enrollment	Grade Levels Served From	To	Charter School	Virtual School	Made AYP	State Rating
JFK Medical Center Charter School	Lake Worth	FL	1998	460	k	5	YES		Yes	B
<b>Total Number of Schools in 2009-10= 1</b>		<b>Number of States= 1</b>		<b>Total Enrollment= 460</b>		<b>Percent of Schools Making AYP= 100%</b>				

**Notes:**

- a. Data for 2001 to 2006 are estimates for student growth
- b. 2009 refers to the 2009-10 school year
- c.

Discontinued School Name	Reason No Longer Profiled

# Carter, Reddy and Associates

Small Company: Managing 3 or Fewer Schools

2009-10

**Address**  
6604 NW 9th Blvd, Suite A  
Gainesville, FL 32605

**Telephone and Fax**  
Phone 352-333-0244  
Fax 352-333-0246

**Website and e-mail**  
crandassociates.org  
candr@crandassociates.org

**Year Founded**  
2002

School Name	City	State	Year Founded	2009 Enrollment	Grade Levels Served From	To	Charter School	Virtual School	Made AYP	State Rating
Dreamland Academy of Performing and Communication Arts	Little Rock	AR	2007	263	k	5	YES		No	WSI-1
<b>Total Number of Schools in 2009-10= 1</b>		<b>Number of States= 1</b>		<b>Total Enrollment= 263</b>		<b>Percent of Schools Making AYP= 0%</b>				

**Notes:**

- a. Data for 2001 to 2006 are estimates for student growth
- b. 2009 refers to the 2009-10 school year
- c.

Discontinued School Name	Reason No Longer Profiled



## Champion Schools, Inc.

Small Company: Managing 3 or Fewer Schools

2009-10

<b>Address</b>	<b>Telephone and Fax</b>	<b>Website and e-mail</b>	<b>Year Founded</b>
1313 N. 2nd St, #17 Phoenix, AZ 85004	Phone 602-252-7727 Fax 602-252-7729	championschools.org EMO email	1999

School Name	City	State	Year Founded	2009 Enrollment	Grade Levels Served From	Grade Levels Served To	Charter School	Virtual School	Made AYP	State Rating
Summit Elementary	Phoenix	AZ	1999	854	k	6	YES		Yes	Performing Plus
<b>Total Number of Schools in 2009-10= 1</b>		<b>Number of States= 1</b>		<b>Total Enrollment= 854</b>		<b>Percent of Schools Making AYP= 100%</b>				

**Notes:**

- a. Data for 2001 to 2006 are estimates for student growth
- b. 2009 refers to the 2009-10 school year
- c.

Discontinued School Name	Reason No Longer Profiled

## Charter School Management Inc.

Small Company: Managing 3 or Fewer Schools

2009-10

<b>Address</b>	<b>Telephone and Fax</b>	<b>Website and e-mail</b>	<b>Year Founded</b>
302 E. 5th St. Chester, PA 19013	Phone EMO Phone Fax EMO Fax	chartersmi.com through website	1999

School Name	City	State	Year Founded	2009 Enrollment	Grade Levels Served From	Grade Levels Served To	Charter School	Virtual School	Made AYP	State Rating
Chester Community Charter School	Chester	PA	1998	2466	k	8	YES		Yes	Group met target using Safe Harbor with Confidence Interval
<b>Total Number of Schools in 2009-10= 1</b>		<b>Number of States= 1</b>		<b>Total Enrollment= 2,466</b>		<b>Percent of Schools Making AYP= 100%</b>				

**Notes:**

- a. Data for 2001 to 2006 are estimates for student growth
- b. 2009 refers to the 2009-10 school year
- c.

Discontinued School Name	Reason No Longer Profiled

# Compass High School, Inc.

Small Company: Managing 3 or Fewer Schools

2009-10

<b>Address</b>	<b>Telephone and Fax</b>	<b>Website and e-mail</b>	<b>Year Founded</b>
8250 E 22nd St #124 Tucson, AZ 85710	Phone 520-296-4070 Fax 520-296-4103	compasshsgators.org info@CompassHSgators.org	2001

School Name	City	State	Year Founded	2009 Enrollment	Grade Levels Served From	Grade Levels Served To	Charter School	Virtual School	Made AYP	State Rating
Compass High School	Tucson	AZ	2001	432	9	12	YES		No	Performing
<b>Total Number of Schools in 2009-10= 1</b>		<b>Number of States= 1</b>		<b>Total Enrollment= 432</b>		<b>Percent of Schools Making AYP= 100%</b>				

**Notes:**

- a. Data for 2001 to 2006 are estimates for student growth
- b. 2009 refers to the 2009-10 school year
- c.

Discontinued School Name	Reason No Longer Profiled

## Connections Between Cultures, Inc.

Small Company: Managing 3 or Fewer Schools

2009-10

**Address**  
2507 Central Freeway  
Wichita Falls, TX 76302

**Telephone and Fax**  
Phone 940-767-1561  
Fax 940-767-1239

**Website and e-mail**  
brightideasschool.com  
lyndaplmr@aol.com

**Year Founded**  
1993

School Name	City	State	Year Founded	2009 Enrollment	Grade Levels Served From	To	Charter School	Virtual School	Made AYP	State Rating
Bright Ideas Charter School	Wichita Falls	TX	1998	173	k	12	YES		Yes	ACADEMICALLY ACCEPTABLE
<b>Total Number of Schools in 2009-10= 1</b>		<b>Number of States= 1</b>		<b>Total Enrollment= 173</b>		<b>Percent of Schools Making AYP= 100%</b>				

**Notes:**

- a. Data for 2001 to 2006 are estimates for student growth
- b. 2009 refers to the 2009-10 school year
- c.

Discontinued School Name	Reason No Longer Profiled

## Cornerstone Charter School, Inc.

Small Company: Managing 3 or Fewer Schools

2009-10

**Address**  
7107 N. Black Canyon  
Phoenix, AZ 85021

**Telephone and Fax**  
Phone 602-595-2198  
Fax 602-242-2398

**Website and e-mail**  
gsmith.org  
barbie@mail.gsmith.org

**Year Founded**  
2000

School Name	City	State	Year Founded	2009 Enrollment	Grade Levels Served From	To	Charter School	Virtual School	Made AYP	State Rating
Cornerstone Charter School	Phoenix	AZ	2000	171	9	12	YES		Yes	Performing
<b>Total Number of Schools in 2009-10= 1</b>		<b>Number of States= 1</b>		<b>Total Enrollment= 171</b>		<b>Percent of Schools Making AYP= 100%</b>				

**Notes:**

- a. Data for 2001 to 2006 are estimates for student growth
- b. 2009 refers to the 2009-10 school year
- c.

Discontinued School Name	Reason No Longer Profiled

# Country Gardens Educational Services, LLC

Small Company: Managing 3 or Fewer Schools

2009-10

<b>Address</b>	<b>Telephone and Fax</b>	<b>Website and e-mail</b>	<b>Year Founded</b>
6313 W. Southern Rd. Laveen, AZ 85339	Phone 602-237-3741 Fax 602-237-3892	cgcsaz.com gcountrygardens@aol.com	2000

School Name	City	State	Year Founded	2009 Enrollment	Grade Levels Served From	Grade Levels Served To	Charter School	Virtual School	Made AYP	State Rating
Country Gardens Charter School	Laveen	AZ	2000	407	k	11	YES		Yes	Performing
<b>Total Number of Schools in 2009-10= 1</b>		<b>Number of States= 1</b>		<b>Total Enrollment= 407</b>		<b>Percent of Schools Making AYP= 100%</b>				

**Notes:**

- a. Data for 2001 to 2006 are estimates for student growth
- b. 2009 refers to the 2009-10 school year
- c.

Discontinued School Name	Reason No Longer Profiled

# Desert Springs Academy

Small Company: Managing 3 or Fewer Schools

2009-10

<b>Address</b>	<b>Telephone and Fax</b>	<b>Website and e-mail</b>	<b>Year Founded</b>
3833 E. 2nd St Tucson, AZ 85716	Phone 520-321-1709 Fax 520-321-9316	desertspringsacademy.com desertspringsacademy@msn.com	1999

School Name	City	State	Year Founded	2009 Enrollment	Grade Levels Served From	Grade Levels Served To	Charter School	Virtual School	Made AYP	State Rating
Desert Springs Academy	Tucson	AZ	2000	143	k	8	YES		Yes	Performing Plus
<b>Total Number of Schools in 2009-10= 1</b>		<b>Number of States= 1</b>		<b>Total Enrollment= 143</b>		<b>Percent of Schools Making AYP= 100%</b>				

**Notes:**

- a. Data for 2001 to 2006 are estimates for student growth
- b. 2009 refers to the 2009-10 school year
- c.

Discontinued School Name	Reason No Longer Profiled

## East Valley Academy

Small Company: Managing 3 or Fewer Schools

2009-10

**Address**  
910 North 85th Place  
Scottsdale, AZ 85257

**Telephone and Fax**  
Phone 480-472-9351  
Fax 480-474-9393

**Website and e-mail**  
mpsaz.org/eva  
tkkeilty@mpsaz.org

**Year Founded**  
1999

School Name	City	State	Year Founded	2009 Enrollment	Grade Levels Served From	To	Charter School	Virtual School	Made AYP	State Rating
East Valley Academy	Mesa	AZ	1999	20	k	6	YES		Yes	Excelling
<b>Total Number of Schools in 2009-10= 1</b>		<b>Number of States= 1</b>		<b>Total Enrollment= 20</b>		<b>Percent of Schools Making AYP= 100%</b>				

**Notes:**

- a. Data for 2001 to 2006 are estimates for student growth
- b. 2009 refers to the 2009-10 school year
- c.

Discontinued School Name	Reason No Longer Profiled

## Eastpointe High School, Inc.

Small Company: Managing 3 or Fewer Schools

2009-10

**Address**  
8495 E. Broadway  
Tucson, AZ 85710

**Telephone and Fax**  
Phone 520-731-8180  
Fax 520-731-8179

**Website and e-mail**  
www.eastpointehs.com  
eastpointehighsc@qwestoffice.net

**Year Founded**  
1999

School Name	City	State	Year Founded	2009 Enrollment	Grade Levels Served From	To	Charter School	Virtual School	Made AYP	State Rating
Eastpointe High School	Tucson	AZ	1999	222	9	12	YES	0	No	Performing
<b>Total Number of Schools in 2009-10= 1</b>		<b>Number of States= 1</b>		<b>Total Enrollment= 222</b>		<b>Percent of Schools Making AYP= 0%</b>				

**Notes:**

- a. Data for 2001 to 2006 are estimates for student growth
- b. 2009 refers to the 2009-10 school year
- c.

Discontinued School Name	Reason No Longer Profiled

## EdFutures, Inc.

Small Company: Managing 3 or Fewer Schools

2009-10

<b>Address</b>	<b>Telephone and Fax</b>	<b>Website and e-mail</b>	<b>Year Founded</b>
7100 Arsenal Lane Carlsbad, CA 92009	Phone 760-930-0603 Fax 760-804-9709	edfuturesinc.com elizabeth@edfuturesinc.com	2001

School Name	City	State	Year Founded	2009 Enrollment	Grade Levels Served From	To	Charter School	Virtual School	Made AYP	State Rating
Laverne Elementary Preparatory Academy	Hesperia	CA	2008	178	k	6	YES		No	No valid base API
Lee Charter Academy	Fort Myers	FL	2005	177	k	8	YES		No	A
University Community Academy	Atlanta	GA	2002	395	k	8	YES		Yes	76.64% Meeting and Exceeding Standards
<b>Total Number of Schools in 2009-10= 3</b>		<b>Number of States= 3</b>		<b>Total Enrollment= 750</b>		<b>Percent of Schools Making AYP= 33%</b>				

**Notes:**

- a. Data for 2001 to 2006 are estimates for student growth
- b. 2009 refers to the 2009-10 school year
- c.

Discontinued School Name	Reason No Longer Profiled

## Education Associates

Small Company: Managing 3 or Fewer Schools

2009-10

<b>Address</b>	<b>Telephone and Fax</b>	<b>Website and e-mail</b>	<b>Year Founded</b>
491 Columbia Avenue Holland, MI 49423	Phone 616-355-0055 Fax 616-355-0057	None	1996

School Name	City	State	Year Founded	2009 Enrollment	Grade Levels Served From	To	Charter School	Virtual School	Made AYP	State Rating
Black River Public School	Holland	MI	1996	830	1	12	YES		Yes	A
<b>Total Number of Schools in 2009-10= 1</b>		<b>Number of States= 1</b>		<b>Total Enrollment= 830</b>		<b>Percent of Schools Making AYP= 100%</b>				

**Notes:**

- a. Data for 2001 to 2006 are estimates for student growth
- b. 2009 refers to the 2009-10 school year
- c.

Discontinued School Name	Reason No Longer Profiled

## Education Management and Networks

Small Company: Managing 3 or Fewer Schools

2009-10

**Address**  
29205 Ryan Road  
Warren, MI 48092

**Telephone and Fax**  
Phone 586-576-0886  
Fax 586-576-0887

**Website and e-mail**  
None  
None

**Year Founded**  
2003

School Name	City	State	Year Founded	2009 Enrollment	Grade Levels Served From	To	Charter School	Virtual School	Made AYP	State Rating
Oakland International Academy Elementary	Detroit	MI	1999	258	k	3	YES		Yes	B
Oakland International Academy High	Detroit	MI	2007	194	7	12	YES		Yes	B
Oakland International Academy Intermediate	Detroit	MI	2003	155	4	6	YES		Yes	B
<b>Total Number of Schools in 2009-10= 3</b>		<b>Number of States= 1</b>		<b>Total Enrollment= 607</b>			<b>Percent of Schools Making AYP= 100%</b>			

**Notes:**

- a. Data for 2001 to 2006 are estimates for student growth
- b. 2009 refers to the 2009-10 school year
- c.

Discontinued School Name	Reason No Longer Profiled

## Educational Impact, Inc.

Small Company: Managing 3 or Fewer Schools

2009-10

**Address**  
1950 E. Placita Sin Nombre  
Tucson, AZ 85718

**Telephone and Fax**  
Phone 520-407-1200  
Fax 520-407-1201

**Website and e-mail**  
academyadventures.com  
MaryAnn@academyadventures.com

**Year Founded**  
2003

School Name	City	State	Year Founded	2009 Enrollment	Grade Levels Served From	To	Charter School	Virtual School	Made AYP	State Rating
Academy Adventures Primary School	Tucson	AZ	2005	59	k	3	YES			Performing
<b>Total Number of Schools in 2009-10= 1</b>		<b>Number of States= 1</b>		<b>Total Enrollment= 59</b>			<b>Percent of Schools Making AYP= Unknown</b>			

**Notes:**

- a. Data for 2001 to 2006 are estimates for student growth
- b. 2009 refers to the 2009-10 school year
- c.

Discontinued School Name	Reason No Longer Profiled

## Educators Management Group

Small Company: Managing 3 or Fewer Schools

2009-10

<b>Address</b>	<b>Telephone and Fax</b>	<b>Website and e-mail</b>	<b>Year Founded</b>
7105 Babcock St SE Palm Bay, FL 32909	Phone 321-723-6934 Fax 321-722-1117	None None	2006

School Name	City	State	Year Founded	2009 Enrollment	Grade Levels Served From	Grade Levels Served To	Charter School	Virtual School	Made AYP	State Rating
Royal Palm Charter School	Palm Bay	FL	2007	185	k	6	YES		Yes	
Campus Charter School	Port Saint John	FL	1998	132	k	6	YES		No	
<b>Total Number of Schools in 2009-10= 2</b>		<b>Number of States= 1</b>		<b>Total Enrollment= 317</b>			<b>Percent of Schools Making AYP= 50%</b>			

**Notes:**

- a. Data for 2001 to 2006 are estimates for student growth
- b. 2009 refers to the 2009-10 school year
- c.

Discontinued School Name	Reason No Longer Profiled

## Eduprize Schools, LLC

Small Company: Managing 3 or Fewer Schools

2009-10

<b>Address</b>	<b>Telephone and Fax</b>	<b>Website and e-mail</b>	<b>Year Founded</b>
4567 W. Roberts Queen Creek, AZ 85242	Phone 480-888-1610 Fax 480-888-1655	eduprizeschools.net/ rebekah.steinfeldt@eduprizeschools.net	2007

School Name	City	State	Year Founded	2009 Enrollment	Grade Levels Served From	Grade Levels Served To	Charter School	Virtual School	Made AYP	State Rating
Eduprize School	Queen Creek	AZ	2007	1172	k	8	YES		Yes	
<b>Total Number of Schools in 2009-10= 1</b>		<b>Number of States= 1</b>		<b>Total Enrollment= 1,172</b>			<b>Percent of Schools Making AYP= 100%</b>			

**Notes:**

- a. Data for 2001 to 2006 are estimates for student growth
- b. 2009 refers to the 2009-10 school year
- c.

Discontinued School Name	Reason No Longer Profiled



# GAR, LLC

Small Company: Managing 3 or Fewer Schools

2009-10

<b>Address</b>	<b>Telephone and Fax</b>	<b>Website and e-mail</b>	<b>Year Founded</b>
1833 N. Scottsdale Rd Tempe, AZ 85281	Phone 480-947-9511 Fax 480-947-9624	None None	2000

School Name	City	State	Year Founded	2009 Enrollment	Grade Levels Served From	To	Charter School	Virtual School	Made AYP	State Rating
Student Choice High School	Tempe	AZ	2000	123	9	12	YES		No	
<b>Total Number of Schools in 2009-10= 1</b>		<b>Number of States= 1</b>		<b>Total Enrollment= 123</b>		<b>Percent of Schools Making AYP= 0%</b>				

**Notes:**

- a. Data for 2001 to 2006 are estimates for student growth
- b. 2009 refers to the 2009-10 school year
- c.

Discontinued School Name	Reason No Longer Profiled

# Hamadeh Educational Services, Inc.

Small Company: Managing 3 or Fewer Schools

2009-10

<b>Address</b>	<b>Telephone and Fax</b>	<b>Website and e-mail</b>	<b>Year Founded</b>
P.O. Box 1440 Dearborn, MI 48121	Phone 313-565-0507 Fax 313-565-0718	hesedu.com None	1998

School Name	City	State	Year Founded	2009 Enrollment	Grade Levels Served From	To	Charter School	Virtual School	Made AYP	State Rating
Star International Academy	Dearborn Heights	MI	1998	1304	k	12	YES		Yes	
Universal Academy	Detroit	MI	1998	500	k	12	YES		Yes	
Universal Learning Academy	Detroit	MI	2004	474	k	5	YES		Yes	
<b>Total Number of Schools in 2009-10= 3</b>		<b>Number of States= 1</b>		<b>Total Enrollment= 2,278</b>		<b>Percent of Schools Making AYP= 100%</b>				

**Notes:**

- a. Data for 2001 to 2006 are estimates for student growth
- b. 2009 refers to the 2009-10 school year
- c.

Discontinued School Name	Reason No Longer Profiled

## Heritage Academy, Inc.

Small Company: Managing 3 or Fewer Schools

2009-10

<b>Address</b>	<b>Telephone and Fax</b>	<b>Website and e-mail</b>	<b>Year Founded</b>
32 S. Center Mesa, AZ 85210	Phone 480-969-5641 Fax 480-969-6972	heritageacademyaz.com admin@heritageacademyaz.com	1995

School Name	City	State	Year Founded	2009 Enrollment	Grade Levels Served From	To	Charter School	Virtual School	Made AYP	State Rating
Heritage Academy	Mesa	AZ	1995	519	7	12	YES		Yes	
<b>Total Number of Schools in 2009-10= 1</b>		<b>Number of States= 1</b>		<b>Total Enrollment= 519</b>		<b>Percent of Schools Making AYP= 0%</b>				

**Notes:**

- a. Data for 2001 to 2006 are estimates for student growth
- b. 2009 refers to the 2009-10 school year
- c.

Discontinued School Name	Reason No Longer Profiled

## Information Referral Resource Assistance, Inc.

Small Company: Managing 3 or Fewer Schools

2009-10

<b>Address</b>	<b>Telephone and Fax</b>	<b>Website and e-mail</b>	<b>Year Founded</b>
4701 s. Sugar Rd, Suite D Edinburg, TX 78539	Phone 956-393-2227 Fax 956-292-0371	irra.org None	1987

School Name	City	State	Year Founded	2009 Enrollment	Grade Levels Served From	To	Charter School	Virtual School	Made AYP	State Rating
Children of the Sun	Mcallen	TX	0	151	k	12	YES		No	
Children of the Sun	Mcallen	TX	0	55	k	12	YES		Yes	
Sentry Technology Prep School	Mcallen	TX	0	155	k	12	YES		No	
<b>Total Number of Schools in 2009-10= 3</b>		<b>Number of States= 1</b>		<b>Total Enrollment= 361</b>		<b>Percent of Schools Making AYP= 33%</b>				

**Notes:**

- a. Data for 2001 to 2006 are estimates for student growth
- b. 2009 refers to the 2009-10 school year
- c.

Discontinued School Name	Reason No Longer Profiled

## Innovative Teaching Solutions

Small Company: Managing 3 or Fewer Schools

2009-10

<b>Address</b>	<b>Telephone and Fax</b>	<b>Website and e-mail</b>	<b>Year Founded</b>
18470 West Ten Mile Road, Suite 100 Southfield, MI 48075	Phone 248-799-2780 Fax 248-799-2780	oldredford.com None	1999

School Name	City	State	Year Founded	2009 Enrollment	Grade Levels Served From	To	Charter School	Virtual School	Made AYP	State Rating
Old Redford Academy Elementary School	Detroit	MI	1999	694	k	5	YES	5	Yes	B
Old Redford Academy Middle School	Detroit	MI	1999	409	6	8	YES	8	Yes	C
Old Redford Academy Preparatory High School	Detroit	MI	2004	804	9	12	YES	12	Yes	C
<b>Total Number of Schools in 2009-10= 3</b>		<b>Number of States= 1</b>		<b>Total Enrollment= 1,907</b>		<b>Percent of Schools Making AYP= 100%</b>				

**Notes:**

- a. Data for 2001 to 2006 are estimates for student growth
- b. 2009 refers to the 2009-10 school year
- c.

Discontinued School Name	Reason No Longer Profiled

## Lakeshore Educational Management, Inc.

Small Company: Managing 3 or Fewer Schools

2009-10

<b>Address</b>	<b>Telephone and Fax</b>	<b>Website and e-mail</b>	<b>Year Founded</b>
12955 Robins Ridge Rd Charlevoix, MI 49720	Phone 231-547-5280 Fax 231-547-5280	lakeshoreeducationalmanager lakeshoreed@charter.net	2005

School Name	City	State	Year Founded	2009 Enrollment	Grade Levels Served From	To	Charter School	Virtual School	Made AYP	State Rating
Concord Academy Boyne	Boyne City	MI	1998	204	k	12	YES		Yes	B
Concord Academy Petoskey	Petoskey	MI	1994	320	k	12	YES		Yes	A
Concord Montessori and Community School	Mancelona	MI	1998	169	k	12	YES		Yes	B
<b>Total Number of Schools in 2009-10= 3</b>		<b>Number of States= 1</b>		<b>Total Enrollment= 693</b>		<b>Percent of Schools Making AYP= 100%</b>				

**Notes:**

- a. Data for 2001 to 2006 are estimates for student growth
- b. 2009 refers to the 2009-10 school year
- c.

Discontinued School Name	Reason No Longer Profiled

## Legacy Traditional Charter School

Small Company: Managing 3 or Fewer Schools

2009-10

**Address**  
17760 N. Regent Dr.  
Maricopa, AZ 85138

**Telephone and Fax**  
Phone 520-423-9999  
Fax 520-423-9997

**Website and e-mail**  
legacytraditional.org/  
info@LegacyTraditional.org

**Year Founded**  
2007

School Name	City	State	Year Founded	2009 Enrollment	Grade Levels Served From	To	Charter School	Virtual School	Made AYP	State Rating
Legacy Traditional School	Mesa	AZ	2007	695	k	8	YES	8	No	Performing Plus
Legacy Traditional School - Casa Grande	Casa Grande	AZ	2009	320	k	6	YES	6	No	Performing Plus
<b>Total Number of Schools in 2009-10= 2</b>		<b>Number of States= 1</b>		<b>Total Enrollment= 1,015</b>			<b>Percent of Schools Making AYP= 0%</b>			

**Notes:**

- a. Data for 2001 to 2006 are estimates for student growth
- b. 2009 refers to the 2009-10 school year
- c.

Discontinued School Name	Reason No Longer Profiled

## LLL Licensing Inc.

Small Company: Managing 3 or Fewer Schools

2009-10

**Address**  
6710 86th Ave  
Pinellas Park, FL 33782

**Telephone and Fax**  
Phone 941-739-6100  
Fax 941-752-3250

**Website and e-mail**  
None  
info@bradentoncharterschool.com

**Year Founded**  
2000

School Name	City	State	Year Founded	2009 Enrollment	Grade Levels Served From	To	Charter School	Virtual School	Made AYP	State Rating
Bradenton Charter School	Bradenton	FL	2000	92	3	8	YES		No	B
Tampa Charter School	Tampa	FL	1998	150	3	8	YES		No	B
<b>Total Number of Schools in 2009-10= 2</b>		<b>Number of States= 1</b>		<b>Total Enrollment= 242</b>			<b>Percent of Schools Making AYP= 0%</b>			

**Notes:**

- a. Data for 2001 to 2006 are estimates for student growth
- b. 2009 refers to the 2009-10 school year
- c.

Discontinued School Name	Reason No Longer Profiled

## Montessori Charter School of Flagstaff, Inc.

Small Company: Managing 3 or Fewer Schools

2009-10

**Address**  
1000 E. Appalachian Rd  
Flagstaff, AZ 86004

**Telephone and Fax**  
Phone 928-774-8685  
Fax 928-774-7690

**Website and e-mail**  
flagmontessori.com  
info@flagmontessori.com

**Year Founded**  
1995

School Name	City	State	Year Founded	2009 Enrollment	Grade Levels Served From	Grade Levels Served To	Charter School	Virtual School	Made AYP	State Rating
Montessori Charter School of Flagstaff	Flagstaff	AZ	1997	282	k	8	YES		Yes	Excelling
<b>Total Number of Schools in 2009-10= 1</b>		<b>Number of States= 1</b>		<b>Total Enrollment= 282</b>		<b>Percent of Schools Making AYP= 100%</b>				

**Notes:**

- a. Data for 2001 to 2006 are estimates for student growth
- b. 2009 refers to the 2009-10 school year
- c.

Discontinued School Name	Reason No Longer Profiled

## Montessori Schoolhouse of Tucson, Inc.

Small Company: Managing 3 or Fewer Schools

2009-10

**Address**  
1301 East Fort Lowell Road  
Tucson, AZ 85719

**Telephone and Fax**  
Phone 520-319-8668  
Fax 520-881-4096

**Website and e-mail**  
themontessorischoolhouse.com  
mont1301@aol.com

**Year Founded**  
1997

School Name	City	State	Year Founded	2009 Enrollment	Grade Levels Served From	Grade Levels Served To	Charter School	Virtual School	Made AYP	State Rating
Montessori Schoolhouse	Tucson	AZ	1997	89	k	5	YES		Yes	
Montessori Schoolhouse-Tucson	Tucson	AZ	1998	20	k	k	YES		Yes	Excelling
<b>Total Number of Schools in 2009-10= 2</b>		<b>Number of States= 1</b>		<b>Total Enrollment= 109</b>		<b>Percent of Schools Making AYP= 100%</b>				

**Notes:**

- a. Data for 2001 to 2006 are estimates for student growth
- b. 2009 refers to the 2009-10 school year
- c.

Discontinued School Name	Reason No Longer Profiled

# Newpoint Education Partners LLC

Small Company: Managing 3 or Fewer Schools

2009-10

<b>Address</b>	<b>Telephone and Fax</b>	<b>Website and e-mail</b>	<b>Year Founded</b>
700 W 23rd St. Suite H-200 Panama City, FL 32405	Phone 850-215-0770 Fax None	newpointeducation.com through website	2007

School Name	City	State	Year Founded	2009 Enrollment	Grade Levels Served From	To	Charter School	Virtual School	Made AYP	State Rating
Newpoint Bay High School	Panama City	FL	2008	225	9	12	YES		No	D
<b>Total Number of Schools in 2009-10= 1</b>		<b>Number of States= 1</b>		<b>Total Enrollment= 225</b>		<b>Percent of Schools Making AYP= 0%</b>				

**Notes:**

- a. Data for 2001 to 2006 are estimates for student growth
- b. 2009 refers to the 2009-10 school year
- c.

Discontinued School Name	Reason No Longer Profiled

## Nobel Learning Communities, Inc.

Small Company: Managing 3 or Fewer Schools

2009-10

<b>Address</b>	<b>Telephone and Fax</b>	<b>Website and e-mail</b>	<b>Year Founded</b>
1615 West Chester Pike, Suite 200 West Chester, PA 19382	Phone 484-947-2000 Fax 484-947-2072	nobellearning.com None	1984

School Name	City	State	Year Founded	2009 Enrollment	Grade Levels Served From	Grade Levels Served To	Charter School	Virtual School	Made AYP	State Rating
Philadelphia Maritime Academy Charter School	Philadelphia	PA	2003	770	5	12	YES		Yes	Group met target
<b>Total Number of Schools in 2009-10= 1</b>		<b>Number of States= 1</b>		<b>Total Enrollment= 770</b>		<b>Percent of Schools Making AYP= 100%</b>				

**Notes:**

- a. Data for 2001 to 2006 are estimates for student growth
- b. 2009 refers to the 2009-10 school year
- c.

Discontinued School Name	Reason No Longer Profiled

## O.P. Twelve, Inc.

Small Company: Managing 3 or Fewer Schools

2009-10

<b>Address</b>	<b>Telephone and Fax</b>	<b>Website and e-mail</b>	<b>Year Founded</b>
45000 River Ridge Dr, Suite 320 Clinton Twp, MI 48038	Phone 231-777-4972 Fax 231-767-8488	4waypoint.com through website	2002

School Name	City	State	Year Founded	2009 Enrollment	Grade Levels Served From	Grade Levels Served To	Charter School	Virtual School	Made AYP	State Rating
WayPoint Academy	Muskegon	MI	2001	212	6	12	YES		No	C
<b>Total Number of Schools in 2009-10= 1</b>		<b>Number of States= 1</b>		<b>Total Enrollment= 212</b>		<b>Percent of Schools Making AYP= 0%</b>				

**Notes:**

- a. Data for 2001 to 2006 are estimates for student growth
- b. 2009 refers to the 2009-10 school year
- c.

Discontinued School Name	Reason No Longer Profiled

## Peak Performance Educational Management Company

Small Company: Managing 3 or Fewer Schools

2009-10

<b>Address</b>	<b>Telephone and Fax</b>	<b>Website and e-mail</b>	<b>Year Founded</b>
18401 W. Nichols St. Detroit, MI 48219	Phone 313-537-9400 Fax 313-537-9410	None None	1998

School Name	City	State	Year Founded	2009 Enrollment	Grade Levels Served From	Grade Levels Served To	Charter School	Virtual School	Made AYP	State Rating
Center for Literacy and Creativity	Detroit	MI	1998	116	k	8	YES		Yes	B
<b>Total Number of Schools in 2009-10= 1</b>		<b>Number of States= 1</b>		<b>Total Enrollment= 116</b>		<b>Percent of Schools Making AYP= 100%</b>				

**Notes:**

- a. Data for 2001 to 2006 are estimates for student growth
- b. 2009 refers to the 2009-10 school year
- c.

Discontinued School Name	Reason No Longer Profiled

## Performance Academies LLC

Small Company: Managing 3 or Fewer Schools

2009-10

<b>Address</b>	<b>Telephone and Fax</b>	<b>Website and e-mail</b>	<b>Year Founded</b>
308 W. Wilder Ave Tampa, FL 33603	Phone 239-333-0766 Fax 239-333-0768	performanceacademies.com lhay@performanceacademies.com	2007

School Name	City	State	Year Founded	2009 Enrollment	Grade Levels Served From	Grade Levels Served To	Charter School	Virtual School	Made AYP	State Rating
Fort Myers Preparatory and Fitness Academy	Fort Myers	FL	0	44	k	8	YES		No	No Grade Data
<b>Total Number of Schools in 2009-10= 1</b>		<b>Number of States= 1</b>		<b>Total Enrollment= 44</b>		<b>Percent of Schools Making AYP= 0%</b>				

**Notes:**

- a. Data for 2001 to 2006 are estimates for student growth
- b. 2009 refers to the 2009-10 school year
- c.

Discontinued School Name	Reason No Longer Profiled



## Prep Net LLC

Small Company: Managing 3 or Fewer Schools

2009-10

**Address**  
3755 36th St SE, Suite 300  
Grand Rapids, MI 49512

**Telephone and Fax**  
Phone 616-261-1800  
Fax 616-261-1853

**Website and e-mail**  
grandriverprep.com  
info@grandriverprep.com

**Year Founded**  
2008

School Name	City	State	Year Founded	2009 Enrollment	Grade Levels Served From	Grade Levels Served To	Charter School	Virtual School	Made AYP	State Rating
Excel Charter Academy - Grand River Prep School	Kentwood	MI	2008	229	9	11	YES		Yes	A
<b>Total Number of Schools in 2009-10= 1</b>		<b>Number of States= 1</b>		<b>Total Enrollment= 229</b>		<b>Percent of Schools Making AYP= 100%</b>				

**Notes:**

- a. Data for 2001 to 2006 are estimates for student growth
- b. 2009 refers to the 2009-10 school year
- c.

Discontinued School Name	Reason No Longer Profiled

## Professional Contract Management Inc.

Small Company: Managing 3 or Fewer Schools

2009-10

**Address**  
140 Kent St, P.O. Box 516  
Portland, MI 48875

**Telephone and Fax**  
Phone 877-855-7264  
Fax 517-647-7535

**Website and e-mail**  
pcmiservices.com  
berniecepc@pcmiservices.com

**Year Founded**  
1995

School Name	City	State	Year Founded	2009 Enrollment	Grade Levels Served From	Grade Levels Served To	Charter School	Virtual School	Made AYP	State Rating
Casa Richard Academy	Detroit	MI	1995	136	9	12	YES		No	C
<b>Total Number of Schools in 2009-10= 1</b>		<b>Number of States= 1</b>		<b>Total Enrollment= 136</b>		<b>Percent of Schools Making AYP= 0%</b>				

**Notes:**

- a. Data for 2001 to 2006 are estimates for student growth
- b. 2009 refers to the 2009-10 school year
- c.

Discontinued School Name	Reason No Longer Profiled

## Rose Management Group

Small Company: Managing 3 or Fewer Schools

2009-10

<b>Address</b>	<b>Telephone and Fax</b>	<b>Website and e-mail</b>	<b>Year Founded</b>
3686 W. Orange Grove Rd, #192 Tucson, AZ 85741	Phone 520-797-4884 Fax 520-797-8868	rosemanagement.com None	1998

School Name	City	State	Year Founded	2009 Enrollment	Grade Levels Served From	Grade Levels Served To	Charter School	Virtual School	Made AYP	State Rating
Canyon Rose Academy	Tucson	AZ	2003	349	9	12	YES		Yes	Performing
Desert Rose Academy	Tucson	AZ	2001	352	9	12	YES		Yes	Performing
Mountain Rose Academy	Tucson	AZ	1999	322	9	12	YES		Yes	Performing
<b>Total Number of Schools in 2009-10= 3</b>		<b>Number of States= 1</b>		<b>Total Enrollment= 1,023</b>		<b>Percent of Schools Making AYP= 100%</b>				

**Notes:**

- a. Data for 2001 to 2006 are estimates for student growth
- b. 2009 refers to the 2009-10 school year
- c.

Discontinued School Name	Reason No Longer Profiled

## Schoolhouse Services and Staffing, Inc.

Small Company: Managing 3 or Fewer Schools

2009-10

<b>Address</b>	<b>Telephone and Fax</b>	<b>Website and e-mail</b>	<b>Year Founded</b>
8210 Rolyat Street Detroit, MI 48234	Phone 248-538-0072 Fax 248-538-0073	None None	1996

School Name	City	State	Year Founded	2009 Enrollment	Grade Levels Served From	Grade Levels Served To	Charter School	Virtual School	Made AYP	State Rating
Dove Academy	Detroit	MI	1997	469	k	7	YES		Yes	B
Eaton Academy	Eastpointe	MI	1996	467	k	12	YES		Yes	C
Weston Preparatory Academy	Detroit	MI	1998	406	k	12	YES		No	D
<b>Total Number of Schools in 2009-10= 3</b>		<b>Number of States= 1</b>		<b>Total Enrollment= 1,342</b>		<b>Percent of Schools Making AYP= 67%</b>				

**Notes:**

- a. Data for 2001 to 2006 are estimates for student growth
- b. 2009 refers to the 2009-10 school year
- c.

Discontinued School Name	Reason No Longer Profiled

## Self Development Charter School

Small Company: Managing 3 or Fewer Schools

2009-10

**Address**  
1709 N. Greenfield Rd  
Mesa, AZ 85205

**Telephone and Fax**  
Phone 480-641-2640  
Fax 480-641-2678

**Website and e-mail**  
selfdevelopmentcharterschool.com  
None

**Year Founded**  
2000

School Name	City	State	Year Founded	2009 Enrollment	Grade Levels Served From	Grade Levels Served To	Charter School	Virtual School	Made AYP	State Rating
Self Development Charter School	Mesa	AZ	2000	301	k	8	YES		Yes	Excelling
<b>Total Number of Schools in 2009-10= 1</b>		<b>Number of States= 1</b>		<b>Total Enrollment= 301</b>		<b>Percent of Schools Making AYP= 100%</b>				

**Notes:**

- a. Data for 2001 to 2006 are estimates for student growth
- b. 2009 refers to the 2009-10 school year
- c.

Discontinued School Name	Reason No Longer Profiled

## Smart Schools Management, Inc.

Small Company: Managing 3 or Fewer Schools

2009-10

**Address**  
1245 Hammond Rd E  
Traverse City, MI 49686

**Telephone and Fax**  
Phone 231-932-6015  
Fax 231-922-9392

**Website and e-mail**  
None  
None

**Year Founded**  
2000

School Name	City	State	Year Founded	2009 Enrollment	Grade Levels Served From	Grade Levels Served To	Charter School	Virtual School	Made AYP	State Rating
Grand Traverse Academy	Traverse City	MI	1999	1111	k	12	YES		Yes	A
<b>Total Number of Schools in 2009-10= 1</b>		<b>Number of States= 1</b>		<b>Total Enrollment= 1,111</b>		<b>Percent of Schools Making AYP= 100%</b>				

**Notes:**

- a. Data for 2001 to 2006 are estimates for student growth
- b. 2009 refers to the 2009-10 school year
- c.

Discontinued School Name	Reason No Longer Profiled

## Solid Rock Management Company

Small Company: Managing 3 or Fewer Schools

2009-10

<b>Address</b>	<b>Telephone and Fax</b>	<b>Website and e-mail</b>	<b>Year Founded</b>
3031 West Grand Boulevard Suite 524 Detroit, MI 48202	Phone 313-873-7625 Fax 313-640-4611	winans.spfs.k12.mi.us None	1998

School Name	City	State	Year Founded	2009 Enrollment	Grade Levels Served From	Grade Levels Served To	Charter School	Virtual School	Made AYP	State Rating
Marvin L Winans Academy of Performing Arts	Detroit	MI	1997	817	k	5	YES		Yes	B
Winans Academy High School	Detroit	MI	1997	233	9	12	YES		Yes	
Winans Academy Middle School	Detroit	MI	2008	357	6	8	YES		Yes	
<b>Total Number of Schools in 2009-10= 3</b>		<b>Number of States= 1</b>		<b>Total Enrollment= 1,407</b>			<b>Percent of Schools Making AYP= 100%</b>			

**Notes:**

- a. Data for 2001 to 2006 are estimates for student growth
- b. 2009 refers to the 2009-10 school year
- c.

Discontinued School Name	Reason No Longer Profiled

## Southern Arizona Community Academy, Inc.

Small Company: Managing 3 or Fewer Schools

2009-10

<b>Address</b>	<b>Telephone and Fax</b>	<b>Website and e-mail</b>	<b>Year Founded</b>
2470 N. Tucson Blvd. Tucson, AZ 85716	Phone 520-319-6113 Fax 520-319-6115	sacaeagles.com sacaeagles@aol.com	2000

School Name	City	State	Year Founded	2009 Enrollment	Grade Levels Served From	Grade Levels Served To	Charter School	Virtual School	Made AYP	State Rating
Southern Arizona Community Academy	Tucson	AZ	1999	212	9	12	YES		No	Performing
<b>Total Number of Schools in 2009-10= 1</b>		<b>Number of States= 1</b>		<b>Total Enrollment= 212</b>			<b>Percent of Schools Making AYP= 0%</b>			

**Notes:**

- a. Data for 2001 to 2006 are estimates for student growth
- b. 2009 refers to the 2009-10 school year
- c.

Discontinued School Name	Reason No Longer Profiled

## Summit Management Consulting

Small Company: Managing 3 or Fewer Schools

2009-10

**Address**  
4864 Lapeer Road  
Kimball, MI 48074

**Telephone and Fax**  
Phone 810-434-3291  
Fax None

**Website and e-mail**  
fromthsummit.com  
JLyonette@FromTheSummit.com

**Year Founded**  
2002

School Name	City	State	Year Founded	2009 Enrollment	Grade Levels Served From	Grade Levels Served To	Charter School	Virtual School	Made AYP	State Rating
Landmark Academy	Kimball	MI	1999	902	k	11	YES	0	Yes	A
<b>Total Number of Schools in 2009-10= 1</b>		<b>Number of States= 1</b>		<b>Total Enrollment= 902</b>		<b>Percent of Schools Making AYP= 100%</b>				

**Notes:**

- a. Data for 2001 to 2006 are estimates for student growth
- b. 2009 refers to the 2009-10 school year
- c.

Discontinued School Name	Reason No Longer Profiled

## Superior Management Corporation

Small Company: Managing 3 or Fewer Schools

2009-10

**Address**  
401 South Old Coachman Road  
Clearwater, FL 33765

**Telephone and Fax**  
Phone 727-793-2400  
Fax 727-793-2405

**Website and e-mail**  
platoacademy.net  
School@platoacademy.net

**Year Founded**  
2006

School Name	City	State	Year Founded	2009 Enrollment	Grade Levels Served From	Grade Levels Served To	Charter School	Virtual School	Made AYP	State Rating
Plato Academy Charter School	Clearwater	FL	2005	276	k	8	YES		Yes	A
<b>Total Number of Schools in 2009-10= 1</b>		<b>Number of States= 1</b>		<b>Total Enrollment= 276</b>		<b>Percent of Schools Making AYP= 100%</b>				

**Notes:**

- a. Data for 2001 to 2006 are estimates for student growth
- b. 2009 refers to the 2009-10 school year
- c.

Discontinued School Name	Reason No Longer Profiled

# Synergy Training Solutions

Small Company: Managing 3 or Fewer Schools

2009-10

<b>Address</b>	<b>Telephone and Fax</b>	<b>Website and e-mail</b>	<b>Year Founded</b>
27739 Jefferson St. Clair Shores, MI 48081	Phone 586-445-7069 Fax 586-445-9139	None None	1996

School Name	City	State	Year Founded	2009 Enrollment	Grade Levels Served From	Grade Levels Served To	Charter School	Virtual School	Made AYP	State Rating
HEART Academy	Harper Woods	MI	1997	220	9	12	YES		Yes	C
Michigan Health Academy	Detroit	MI	1996	203	9	12	YES		No	D
<b>Total Number of Schools in 2009-10= 2</b>		<b>Number of States= 1</b>		<b>Total Enrollment= 423</b>		<b>Percent of Schools Making AYP= 50%</b>				

**Notes:**

- a. Data for 2001 to 2006 are estimates for student growth
- b. 2009 refers to the 2009-10 school year
- c.

Discontinued School Name	Reason No Longer Profiled

# TAG Elementary, Inc.

Small Company: Managing 3 or Fewer Schools

2009-10

<b>Address</b>	<b>Telephone and Fax</b>	<b>Website and e-mail</b>	<b>Year Founded</b>
10129 E. Speedway Blvd Tucson, AZ 85748	Phone 520-296-0006 Fax 520-296-0046	None None	1998

School Name	City	State	Year Founded	2009 Enrollment	Grade Levels Served From	Grade Levels Served To	Charter School	Virtual School	Made AYP	State Rating
TAG Elementary	Tucson	AZ	1998	242	k	9	YES		Yes	Performing Plus
<b>Total Number of Schools in 2009-10= 1</b>		<b>Number of States= 1</b>		<b>Total Enrollment= 242</b>		<b>Percent of Schools Making AYP= 100%</b>				

**Notes:**

- a. Data for 2001 to 2006 are estimates for student growth
- b. 2009 refers to the 2009-10 school year
- c.

Discontinued School Name	Reason No Longer Profiled

## Technical Academy Group LLC

Small Company: Managing 3 or Fewer Schools

2009-10

**Address**  
4800 Oakman Blvd  
Dearborn, MI 48126

**Telephone and Fax**  
Phone 313-625-4700  
Fax 313-582-9407

**Website and e-mail**  
atafordpas.org  
None

**Year Founded**  
1999

School Name	City	State	Year Founded	2009 Enrollment	Grade Levels Served From	Grade Levels Served To	Charter School	Virtual School	Made AYP	State Rating
Advanced Technology Academy	Dearborn	MI	2000	1189	k	12	YES		Yes	0
<b>Total Number of Schools in 2009-10= 1</b>		<b>Number of States= 1</b>		<b>Total Enrollment= 1,189</b>		<b>Percent of Schools Making AYP= 100%</b>				

**Notes:**

- a. Data for 2001 to 2006 are estimates for student growth
- b. 2009 refers to the 2009-10 school year
- c.

Discontinued School Name	Reason No Longer Profiled

## Three Cord Inc.

Small Company: Managing 3 or Fewer Schools

2009-10

**Address**  
600 N. Hartley St., Suite 170  
York, PA 17404

**Telephone and Fax**  
Phone 717-845-4046  
Fax 717-845-4057

**Website and e-mail**  
facebook.com/threecord  
None

**Year Founded**  
2005

School Name	City	State	Year Founded	2009 Enrollment	Grade Levels Served From	Grade Levels Served To	Charter School	Virtual School	Made AYP	State Rating
New Hope Academy Charter School	York	PA	2007	445	6	12	YES		No	Group met target using Growth Model
<b>Total Number of Schools in 2009-10= 1</b>		<b>Number of States= 1</b>		<b>Total Enrollment= 445</b>		<b>Percent of Schools Making AYP= 0%</b>				

**Notes:**

- a. Data for 2001 to 2006 are estimates for student growth
- b. 2009 refers to the 2009-10 school year
- c.

Discontinued School Name	Reason No Longer Profiled

## Transitions Consultants LLC

Small Company: Managing 3 or Fewer Schools

2009-10

<b>Address</b>	<b>Telephone and Fax</b>	<b>Website and e-mail</b>	<b>Year Founded</b>
P.O. Box 673 Southfield, MI 48037	Phone 313-865-6024 Fax 313-865-6658	None info@transitionsconsultants.com	2007

School Name	City	State	Year Founded	2009 Enrollment	Grade Levels Served From	Grade Levels Served To	Charter School	Virtual School	Made AYP	State Rating
Northpointe Academy	Highland Park	MI	2005	269	k	8	YES		No	C
George Washington Carver Academy	Highland Park	MI	1999	495	k	8	YES		Yes	C
West Village Academy	Dearborn	MI	1999	403	k	8	YES		Yes	C
<b>Total Number of Schools in 2009-10= 3</b>		<b>Number of States= 1</b>		<b>Total Enrollment= 1,167</b>		<b>Percent of Schools Making AYP= 67%</b>				

**Notes:**

- a. Data for 2001 to 2006 are estimates for student growth
- b. 2009 refers to the 2009-10 school year
- c.

Discontinued School Name	Reason No Longer Profiled

## Visions Education Development Consortium LLC

Small Company: Managing 3 or Fewer Schools

2009-10

<b>Address</b>	<b>Telephone and Fax</b>	<b>Website and e-mail</b>	<b>Year Founded</b>
310 W. Oakley Flint, MI 48503	Phone 810-341-6944 Fax 810-341-6949	None None	2007

School Name	City	State	Year Founded	2009 Enrollment	Grade Levels Served From	Grade Levels Served To	Charter School	Virtual School	Made AYP	State Rating
Center Academy	Flint	MI	1999	491	k	8	YES		Yes	C
<b>Total Number of Schools in 2009-10= 1</b>		<b>Number of States= 1</b>		<b>Total Enrollment= 491</b>		<b>Percent of Schools Making AYP= 100%</b>				

**Notes:**

- a. Data for 2001 to 2006 are estimates for student growth
- b. 2009 refers to the 2009-10 school year
- c.

Discontinued School Name	Reason No Longer Profiled



# Youth and Family Centered Services

Small Company: Managing 3 or Fewer Schools

2009-10

**Address**  
1120 Capital of Texas Highway South  
Austin, TX 78746

**Telephone and Fax**  
Phone 512-327-1119  
Fax 512-327-4576

**Website and e-mail**  
yfcs.com  
info.yfcs@yfcs.com

**Year Founded**  
2003

School Name	City	State	Year Founded	2009 Enrollment	Grade Levels Served From	Grade Levels Served To	Charter School	Virtual School	Made AYP	State Rating	
Tampa Bay Academy	Riverview	FL	2009	194	9	12	YES		No	No Grade Data	
<b>Total Number of Schools in 2009-10=</b>		<b>1</b>		<b>Total Enrollment=</b>		<b>194</b>		<b>Percent of Schools Making AYP=</b>			<b>0%</b>

**Notes:**

- a. Data for 2001 to 2006 are estimates for student growth
- b. 2009 refers to the 2009-10 school year
- c.

Discontinued School Name	Reason No Longer Profiled

# Appendix A

## Reader's Guide

### Definition of Terms

- **Charter School:** Charter schools provide free elementary/secondary education under a charter granted by a legislatively recognized public entity or publicly appointed entity so that they qualify for local and state taxpayer funds in the same way as conventional district schools.
- **Virtual School:** A virtual school (also known as cyber school) delivers its curriculum and provides instruction via the Internet and electronic communication. A virtual school meets the definition and requirements of schools as specified in state statutes.
- **Education Management Organization (EMO):** An EMO is an organization or firm that manages at least one school that receives public funds and operates the public school(s) it manages under the same admissions rules as regular public schools. EMOs can be for-profit or nonprofit organizations. They can manage traditional public schools or charter schools.
- **Instructional Levels:** Instructional levels are calculated from the lowest and highest grades for which students are enrolled in a school. According to the Common Core of Data:
  - *Primary schools* are those with a low grade of prekindergarten through grade 3 and an upper grade of up to 8.
  - *Middle schools* contain a low grade of 4-7 and an upper grade ranging from 4 to 9.
  - *High schools* have a low grade of 7 to 12 and must extend through grade 12.
  - *Other* includes all other grade configurations, including schools that are completely ungraded.

## Appendix B: State Resources Table

State	Enrollment Reported	AYP Reported	State Rating Reported	Relevant websites	Notes
AR	2008-2009	2008-2009	2008-2009	<a href="http://normessasweb.uark.edu/schoolperformance/School/School.php?Sch=A&amp;Submit=Continue">http://normessasweb.uark.edu/schoolperformance/School/School.php?Sch=A&amp;Submit=Continue</a>	Information on Arkansas EMO-managed schools provided by Mary Ann Duncan, Arkansas Department of Education.
AZ	2009-2010	2009-2010	2008-2009	<a href="http://www10.ade.az.gov/ReportCard/Default.aspx?ReportLevel=1">http://www10.ade.az.gov/ReportCard/Default.aspx?ReportLevel=1</a>	All information regarding Arizona's EMO-managed schools was retrieved from the Arizona Department of Education website.
CA	2008-2009	2008-2009	2008-2009	<a href="http://dq.cde.ca.gov/dataquest/">http://dq.cde.ca.gov/dataquest/</a>	California SEA does not track EMOs or EMO-managed schools. Key informants knew of no additional EMOs or EMO-managed schools operating in California.
CO	2009-2010	2009-2010	2009-2010	<a href="http://www.schoolview.org/SchoolPerformance/index.asp?letter=D#list">http://www.schoolview.org/SchoolPerformance/index.asp?letter=D#list</a>	Information on Colorado EMO-managed schools provided by Pahlmela Hines, Colorado Department of Education.
CT	2008-2009	2008-2009	2008-2009	<a href="http://www.csde.state.ct.us/public/cedar/nclb/dist_school_nclb_results/2008-09/index.htm">http://www.csde.state.ct.us/public/cedar/nclb/dist_school_nclb_results/2008-09/index.htm</a> <a href="http://sdeportal.ct.gov/Cedar/WEB/ct_report/EnrollmentDT.aspx">http://sdeportal.ct.gov/Cedar/WEB/ct_report/EnrollmentDT.aspx</a>	Robert Kelly, Connecticut State Department of Education, confirmed that no for-profit EMOs were operating in Connecticut during 2009-2010.
DC	2009-2010	2009-2010	2009-2010	<a href="http://www.nclb.osse.dc.gov/">http://www.nclb.osse.dc.gov/</a>	DC Charter Board was contacted but did not provide information regarding DC's EMO-managed schools. All information was retrieved from website listed.
FL	2009-2010	2009-2010	2009-2010	<a href="http://schoolgrades.fldoe.org/default.asp">http://schoolgrades.fldoe.org/default.asp</a>	Information on EMO-managed schools provided by Nekeyia Loydd, Office of Independent Education and Parental Choice, Florida Department of Education.
GA	2009-2010	2008-2009	2008-2009	<a href="http://www.gaosa.org/FindASchool.aspx?PageReq=106&amp;FromSection=report&amp;SchoolId=ALL&amp;SY=2009">http://www.gaosa.org/FindASchool.aspx?PageReq=106&amp;FromSection=report&amp;SchoolId=ALL&amp;SY=2009</a>	Information on Georgia EMO-managed schools provided by Louis J. Erste, Georgia Department of Education.
IA	2009-2010	2009-2010	2009-2010	<a href="http://www.iowaschoolprofiles.com/">http://www.iowaschoolprofiles.com/</a>	Information on the only Iowa for-profit EMO-managed school was retrieved from Iowa School Profiles website.
ID	2009-2010	2007-2008	2007-2008	<a href="http://www.sde.idaho.gov/ipd/reportcard/SchoolReportCard.asp">http://www.sde.idaho.gov/ipd/reportcard/SchoolReportCard.asp</a> ( <a href="http://apps.sde.idaho.gov/AYP/Home/SelectPublic">http://apps.sde.idaho.gov/AYP/Home/SelectPublic</a> )	Information on Idaho EMO-managed schools provided by Michelle Clement Taylor, School Choice Coordinator, Idaho State Department of Education.
IL	2009-2010	2009-2010	2009-2010	<a href="http://iirc.niu.edu/ListSchools.aspx">http://iirc.niu.edu/ListSchools.aspx</a>	Illinois State Board of Education does not track EMOs or EMO-managed schools. 2009 enrollments, AYP status, and state ratings were gathered from the Illinois school report card website listed.

State	Enrollment Reported	AYP Reported	State Rating Reported	Relevant websites	Notes
IN	2009-2010	2008-2009	2008-2009	<a href="http://mustang.doe.state.in.us/AP/ayppress.cfm">http://mustang.doe.state.in.us/AP/ayppress.cfm</a>	Indiana Department of Education was contacted but did not respond. Information was gathered using Indiana Department of Education website.
KS	2009-2010	2008-2009	2008-2009	<a href="http://www.ksde.org/Default.aspx?tabid=403">http://www.ksde.org/Default.aspx?tabid=403</a>	Information on Kansas EMO-managed schools provided by Cherie Nicholson, Kansas State Department of Education.
LA	2009-2010	2009-2010	2009-2010	<a href="http://www.doe.state.la.us/lde/saa/2900.asp">http://www.doe.state.la.us/lde/saa/2900.asp</a> ( <a href="http://www.doe.state.la.us/lde/saa/3096.asp">http://www.doe.state.la.us/lde/saa/3096.asp</a> )	Louisiana Department of Education was contacted but did not respond. Information was gathered using Louisiana Department of Education website.
MA	2009-2010	2009-2010	2009-2010	<a href="http://profiles.doe.mass.edu/search/search.aspx?leftNavId=">http://profiles.doe.mass.edu/search/search.aspx?leftNavId=</a>	Massachusetts' list was confirmed by Lee DeLorenzo, Project Coordinator, Massachusetts Department of Elementary & Secondary Education
MD	2009-2010	2009-2010	2009-2010	<a href="http://www.mdreportcard.org/">http://www.mdreportcard.org/</a>	Maryland State Department of Education charter school office was contacted but did not provide any information regarding EMO-managed schools.
MI	2009-2010	2009-2010	2009-2010	<a href="https://oeaa.state.mi.us/ayp/">https://oeaa.state.mi.us/ayp/</a> <a href="http://www.michigan.gov/cepi">http://www.michigan.gov/cepi</a>	All information regarding Michigan's EMO-managed schools was retrieved using websites listed.
MN	2009-2010	2009-2010	2009-2010	<a href="http://education.state.mn.us/ReportCard2005/index.do">http://education.state.mn.us/ReportCard2005/index.do</a>	Minnesota Department of Education does not track EMOs or EMO-managed schools. All information was gathered using websites listed.
MO	2008-2009	2008-2009	2008-2009	<a href="http://dese.mo.gov/schooldata/school_data.html">http://dese.mo.gov/schooldata/school_data.html</a>	MO Department of Elementary and Secondary Education was contacted but did not respond. All information was gathered using websites listed.
NC	2008-2009	2008-2009	2008-2009	<a href="http://www.ncreportcards.org/src/">http://www.ncreportcards.org/src/</a>	Jack Moyer, Director, North Carolina Office of Charter Schools, confirmed EMO list.
NJ	2008-2009	2008-2009	2008-2009	<a href="http://education.state.nj.us/rc/nclb09/nclb.html">http://education.state.nj.us/rc/nclb09/nclb.html</a> <a href="http://education.state.nj.us/rc/rc09/database.htm">http://education.state.nj.us/rc/rc09/database.htm</a>	New Jersey Department of Education does not track EMOs or EMO-managed schools. All information was gathered using the websites listed.
NV	2009-2010	2009-2010	2009-2010	<a href="http://www.nevadareportcard.com/">http://www.nevadareportcard.com/</a>	Information regarding Nevada EMO-managed schools was provided by Tom McCormack, Charter School Consultant, Nevada Department of Education
NY	2008-2009	2008-2009	2008-2009	see file in AYP EMO folder ( <a href="http://www.emsc.nysed.gov/irts/reportcard/2009/home.html">http://www.emsc.nysed.gov/irts/reportcard/2009/home.html</a> )	New York State Education Department was contacted but did not respond. All information was gathered using the websites listed.
OH	2009-2010	2009-2010	2009-2010	<a href="http://ilrc.ode.state.oh.us/Schools/Default.asp">http://ilrc.ode.state.oh.us/Schools/Default.asp</a> ( <a href="http://ilrc.ode.state.oh.us/Schools/Comm_School_list.asp">http://ilrc.ode.state.oh.us/Schools/Comm_School_list.asp</a> )	EMO information provided by the Ohio Education Association.
OK	2009-2010	2008-2009	2008-2009	<a href="http://www.sde.state.ok.us/AcctAssess/APIReportCards_Site/2009/Index.htm">http://www.sde.state.ok.us/AcctAssess/APIReportCards_Site/2009/Index.htm</a>	Information regarding Oklahoma EMO-managed schools was provided by Steven Huff, Oklahoma Department of Education.
OR	2009-2010	2009-2010	2009-2010	<a href="http://www.ode.state.or.us/data/reportcard/reports.aspx">http://www.ode.state.or.us/data/reportcard/reports.aspx</a>	Oregon Department of Education was contacted but did not respond. All information was gathered using the websites listed.
PA	2009-2010	2008-2009	2008-2009	<a href="http://www.education.state.pa.us/portal/server.pt/community/enrollment/7407">http://www.education.state.pa.us/portal/server.pt/community/enrollment/7407</a>	Information regarding Pennsylvania EMOs and EMO-managed schools was provided by Gregg Spadafore, Basic Education Associate, Pennsylvania Department of Education.

State	Enrollment Reported	AYP Reported	State Rating Reported	Relevant websites	Notes
SC	2009-2010	2009-2010	2009-2010	<a href="http://ed.sc.gov/topics/assessment/scores/ayp/2009/default.cfm">http://ed.sc.gov/topics/assessment/scores/ayp/2009/default.cfm</a> <a href="http://ed.sc.gov/topics/researchandstats/schoolreportcard/2009/">http://ed.sc.gov/topics/researchandstats/schoolreportcard/2009/</a>	South Carolina's Department of Education was contacted but did not respond. All information was gathered using the websites listed.
TN	2009-2010	2009-2010	2009-2010	<a href="http://edu.reportcard.state.tn.us/pls/apex/f?p=200:1:2302903125423722::NO::">http://edu.reportcard.state.tn.us/pls/apex/f?p=200:1:2302903125423722::NO::</a>	Tennessee's Department of Education was contacted but did not respond. All information was gathered using the websites listed.
TX	2009-2010	2009-2010	2009-2010	<a href="http://mansfield.tea.state.tx.us/TEA.AskTED.Web/Forms/ReportSelection.aspx">http://mansfield.tea.state.tx.us/TEA.AskTED.Web/Forms/ReportSelection.aspx</a>	All EMO information provided by Texas Department of Education through Public Information Request.
UT	2009-2010	2009-2010	2009-2010	<a href="http://www.schools.utah.gov/main/DATA-STATISTICS/Accountability/Accountability-Reports.aspx">http://www.schools.utah.gov/main/DATA-STATISTICS/Accountability/Accountability-Reports.aspx</a> ( <a href="http://www.schools.utah.gov/main/DATA-STATISTICS/Educational-Data/Accountability-School-Performance/Accountability-Reports.aspx">http://www.schools.utah.gov/main/DATA-STATISTICS/Educational-Data/Accountability-School-Performance/Accountability-Reports.aspx</a> )	All information regarding Utah's EMOs and EMO-managed schools was retrieved using the websites listed.
VA	2009-2010	2009-2010	2009-2010	<a href="https://p1pe.doe.virginia.gov/reportcard/">https://p1pe.doe.virginia.gov/reportcard/</a>	Information regarding Virginia's EMOs and EMO-managed schools provided by Kathleen M. Smith, Ed.D., Director, Office of School Improvement, Virginia Department of Education
WA	2008-2009	2008-2009	2008-2009	<a href="http://reportcard.ospi.k12.wa.us/ayp.aspx?schooId=570&amp;OrgType=4&amp;reportLevel=School&amp;year=2008-09&amp;gradeLevelId=&amp;waslCategory=&amp;chartType=">http://reportcard.ospi.k12.wa.us/ayp.aspx?schooId=570&amp;OrgType=4&amp;reportLevel=School&amp;year=2008-09&amp;gradeLevelId=&amp;waslCategory=&amp;chartType=</a> ( <a href="http://reportcard.ospi.k12.wa.us/Search.aspx?searchTypeId=4&amp;searchStr=">http://reportcard.ospi.k12.wa.us/Search.aspx?searchTypeId=4&amp;searchStr=</a> )	Information regarding Washington's EMOs and EMO-managed schools provided by KC Distance Learning Inc. and websites listed.
WI	2009-2010	2009-2010	2009-2010	<a href="http://www2.dpi.state.wi.us/sifi/Dist_pick.asp">http://www2.dpi.state.wi.us/sifi/Dist_pick.asp</a> <a href="http://www2.dpi.state.wi.us/sifi/default.asp">http://www2.dpi.state.wi.us/sifi/default.asp</a> <a href="http://dpi.wi.gov/lbstat/pubdata2.html">http://dpi.wi.gov/lbstat/pubdata2.html</a>	Information regarding Wisconsin's EMOs and EMO-managed schools provided by Kathleen Culbertson, Wisconsin Department of Public Instruction.

## Appendix C: EMO Responses

Large EMOs	Date of response	No Response
Academica		x
Charter School Administrative Services		x
Charter Schools USA		x
Connections Academy	8/31/2010	
EdisonLearning		x
Imagine Schools, Inc.	8/19/2010	
K12 Inc.	10/1/2010	
The Leona Group, LLC		x
Mosaica Education, Inc.		x
National Heritage Academies		x
Victory Schools		x
White Hat Management		x
<b>Large EMO Total Response Rate</b>	<b>25%</b>	<b>75%</b>
Medium EMOs	Date of response	No Response
Accelerated Learning Solutions, Inc.		x
ACH of America, LLC		x
Advance Educational Services, Inc.		x
Benjamin Franklin Charter School		x
Charter School Associates, Inc.		x
Choice School Associates LLC	8/31/2010	
Community Education Partners		x
CS Partners, LLC	8/25/2010	
edtec Central, LLC		x
Educational Services of America, Inc.		x
eSchool Consultants, LLC		x
Evans Solution Management Company		x
Global Educational Excellence	8/25/2010	
Helicon Associates, Inc.		x
Humanities and Sciences Academy of the United States, Inc.		x
The Institute of Charter School Management and Resources, Inc.		x
Insight Schools, Inc.		x
KC Distance Learning Inc.	9/14/2010	
Midwest Management Group Inc.		x
OmniVest Properties Management, LLC		x
Pinnacle Education, Inc.		x
The Rader Group, Inc.		x
The Romine Group, LLC	8/19/2010	
SABIS Education Systems	8/25/2010	
Varner and Associates International LLC		x
<b>Medium EMO Total Response Rate</b>	<b>24%</b>	<b>76%</b>

Small EMOs	Date of response	No Response
777 Educational Management Company		x
A Childs View School Inc.	8/26/2010	
Academic Leadership Services, L.P.		x
Accelerated Learning Center, Inc.		x
Allen-Cochran Enterprises		x
Allsport Enterprises, Inc.	8/28/2010	
Altair Learning Management		x
American Basic Schools, LLC		x
American Institutional Management Services		x
Bardwell Group		x
Black Star Educational Management		x
Bright Beginnings School, Inc.		x
Bright Horizon Family Solutions LLC		x
Carter, Reddy and Associates		x
Champion Schools, Inc.		x
Charter School Management Inc.		x
Compass High School, Inc.		x
Connections Between Cultures, Inc.		x
Cornerstone Charter School, Inc.		x
Country Gardens Educational Services, LLC		x
Desert Springs Academy		x
East Valley Academy		x
Eastpointe High School, Inc.		x
EdFutures, Inc.		x
Education Associates		x
Education Management and Networks	8/19/2010	
Educational Impact, Inc.		x
Educators Management Group		x
Eduprize Schools, LLC		x
GAR, LLC		x
Hamadeh Educational Services, Inc.	8/27/2010	
Heritage Academy, Inc.		x
Information Referral Resource Assistance, Inc.		x
Innovative Teaching Solutions		x
Lakeshore Educational Management, Inc.	8/24/2010	
Legacy Traditional Charter School		x
LLL Licensing, Inc.		x
Montessori Charter School of Flagstaff, Inc.	8/19/2010	
Montessori Schoolhouse of Tucson, Inc.		x
Newpoint Education Partners	8/27/2010	
Nobel Learning Communities, Inc.		x
O.P. Twelve, Inc.		x
Peak Performance Educational Management Company		x

Small EMOs	Date of response	No Response
Performance Academies LLC		x
Prep Net LLC		x
Professional Contract Management Inc.		x
Rose Management Group		x
Schoolhouse Services and Staffing, Inc.		x
Self Development Charter School		x
Smart Schools Management		x
Solid Rock Management Company		x
Southern Arizona Community Academy, Inc.		x
Summit Management Consulting		x
Superior Management Corporation	8/30/2010	
Synergy Training Solutions	8/24/2010	
TAG Elementary, Inc.		x
Technical Academy Group LLC		x
Three Cord Inc.		x
Transitions Consultants LLC		x
Visions Education Development Consortium LLC		x
Youth and Family Centered Services		x
<b>Small EMO Total Response Rate</b>	<b>15%</b>	<b>85%</b>
<b>Total Response Rate</b>	<b>18%</b>	<b>82%</b>



## Appendix D: No Longer Profiled Companies

Name of Company	Years Profiled	Reason for Exclusion
Accelerated Elementary and Secondary Schools	2004-2006	This EMO became a nonprofit EMO in July 2005.
Advantage Schools	1999-2001	Advantage Schools was acquired by Mosaica Schools in July 2001. Information attributed to the Advantage Schools website at <a href="http://www.advantageschools.com/news/mosaica%20070201.htm">www.advantageschools.com/news/mosaica%20070201.htm</a> on 07/02/01.
Allsport Enterprises Inc.	2007-2008	Allsport Enterprises Inc. converted to a nonprofit entity on July 19, 2009 Retrieved October 4, 2010 from <a href="http://www.asbcs.az.gov/userfilesAllsport%20Enterprises,%20Inc_.pdf">http://www.asbcs.az.gov/userfilesAllsport%20Enterprises,%20Inc_.pdf</a>
AlphaStaff	2008-2008	Although identified as an EMO in Florida Department of Education materials, AlphaStaff is a human resources outsourcing firm, not a full service management organization.
Cambridge Academy East Inc.	2003-2005	Cambridge Academy East, Inc. representative reported on 01/20/06 it operates as a non-profit company.
Cesar Chavez Middle Schools	2003-2005	Cesar Chavez Learning Community, Inc representative reported on 01/19/06 it operates as a non-profit company.
Crawford First Education	2000-2002	Crawford First Education offers supplementary education by contracting with schools to educate at-risk students. It is not considered an EMO.
Designs for Learning, Inc.	2000-2005	Designs for Learning, Inc. representative reported on 01/09/06 that it provides professional services, customized training, and consulting. Therefore, it is not considered an EMO.
Educational Services, Inc.	2002-2005	Educational Services, Inc. reports that it transferred schools Pathways Charter High School and Pathways Preparatory Academy to a non-profit charter named Pathways Charter School, Inc on 07/01/05, per company profile response on 01/04/06.
Excel Education Centers, Inc.	1999-2007	Verbal confirmation from employee at Liberty Traditional School, a school which used to be managed by Excel under a different name.

Future Development Education and Performing Arts Academy	2003-2003	Charter revoked by Charter School Board for failure to pay into Arizona state retirement system. School closed mid-year. "Phoenix school closes doors, students stranded." (2003, Oct. 16) azfamily.com.
General Health Corp.- Arizona Youth Associates	2003-2005	General Health Corp.- Arizona Youth Associates became a non-profit on 11/01/05. As per profile response: "we moved the charter school over and under a non-profit sector of the parent company. This is in response to the federal DOEs interpretation that for-profit status precludes a school from being classified as a 'public school' for the purposes of receiving grant funding."
Ideabanc, Inc.	2002-2005	Company reports it became a non-profit on 07/01/05 and changed name to Edventure, Inc., per company profile response on 12/06/05.
Innovative Educational Programs	2002-2002	Innovative Educational Programs offers supplementary education by contracting with schools to educate special education students. It is not considered an EMO. Information received via telephone conversation with Innovative Educational Programs on 12/12/02.
Lake Havasu Charter School, Inc.	2002-2002	Lake Havasu Charter School changed legal status from for-profit to non-profit on 1/4/2002. Information attributed to the Arizona Department of Education website at <a href="http://www.ade.state.as.us/charterschools/search/SiteList.asp">www.ade.state.as.us/charterschools/search/SiteList.asp</a> on 06/06/02.
LearnNow	2001-2001	Acquired by Edison Schools in July 2001. Information attributed to the Edison Schools website at <a href="http://www.edisonschools.com/news/news/cfm?ID=88">www.edisonschools.com/news/news/cfm?ID=88</a> on 07/02/01.
Malone Management	1999-2001	Malone Management closed the only school they operated in 2000 and does not currently operate any schools.
Mountain Rose	2002-2002	Mountain Rose Academy changed legal status from for-profit to non-profit in 2002. Information received via telephone communication with Daisy Maldonado of Mountain Rose Academy, Inc. on 09/26/02. Note: This company changed their name in 2004 to Rose Management, and has returned to operating as a for-profit entity.
Ombudsman Educational Services, Ltd.	2002-2005	Ombudsman reports it was acquired by Educational Services of America, Inc. effective 09/16/05.

ORBIS Management Group, LLC	2002-2006	In a telephone interview 2/23/2007, a spokeswoman at Orbis Management Group said the company's work with Walden Green Day School was limited to managing its payroll account and related services. It therefore does not meet EMO criteria.
Pitman Resources	2002-2002	Pitman Resources' charter schools were bought by Sequoia Schools. Information received via telephone conversation with Pitman Resources on 12/03/02.
Planagement Group, L.P.,	2005-2007	Schools are now managed by Responsive Education Solutions, a non-profit company.
RelInventEd, Inc.	2003-2003	Charter revoked by Charter School Board for failure to administer the AIMS HS writing test in February 2003 and failing to provide educational services. Information attributed to the Arizona State Board of Charter Schools website at <a href="http://www.asbcs.state.az.us/asbcs">http://www.asbcs.state.az.us/asbcs</a> on 11/02/04.
Sequoia Charter Schools	2002-2005	Sequoia Charter Schools reported it became a non-profit on 11/01/05.
Shadow Ridge	2003-2003	No longer listed by the Arizona Department of Education as a charter school operator.
TessaracT Group	1999-2001	Company went bankrupt. "Charter school company files for bankruptcy protection." (2000, Oct. 10) Business News.
Tucson Country Day School	2003-2003	Indicated that they are a non-profit company. Information received via fax communication with Tucson Country Day School on 09/24/03

## Appendix E

### Methods for Compiling School Profiles

Compiled each year since 1998-1999, *Profiles of For-Profit Education Management Organizations* documents the number of for-profit firms involved in managing publicly-funded schools, identifies the schools they manage, and records the number of students those schools enroll. The *Profiles* report was compiled using a combination of data sources. This year the research began with a focus on state departments of education. Each state known to have for-profit EMOs in operation was contacted to determine whether the state was tracking education management organizations and their schools. If a state tracked EMOs and had released current year enrollments, that information was used to update our data on the EMOs and the schools they operate in that state. Very few states are tracking EMOs or have information on the number and scope of EMO involvement. Therefore, after considering official state sources, we used one or more of the following methods to identify additional EMOs and EMO-managed schools: examination of state charter school directories; general Internet searches; and contacts made with advocacy groups, charter school sponsors, charter schools, or other key informants (see Appendix B for a complete list of methods used for each state).

After this round of state-level research was completed, each identified for-profit EMO was sent a document with descriptive information collected about the company and its schools. Representatives of the EMO were asked to confirm this information. Even though states did not have much data that identified EMOs, once we could determine which schools were operated by EMOs, we relied on the vast amount of information available from official state sources. Therefore, fewer attempts were made to solicit a response from EMOs for the current report than had been attempted in past years. In all cases, two contacts were attempted to solicit a response from each large, medium, and small EMO. Due to the more favorable response rate to faxes sent in 2007-2008, the authors decided to focus on this medium of contact for the current report. In most cases, two faxes were sent to each EMO. If the EMO did not list a fax number, an email was sent to all contacts listed on the company website or through the company website contact form. If neither a company email nor fax number could be located, faxes were sent to the first school listed on the company profile.

As a reflection of the fewer attempts to contact EMOs, we also received a lower response rate than in previous years. Twenty-five percent of large EMOs responded to our requests this year, as compared to 44% in 2008-2009. We received responses from 24% of medium EMOs in 2009-2010 (as compared to 20% in 2008-2009), and 15% of small EMOs, compared to 24% in 2008-2009.

In most cases in which we received a response, we received all of the information we sought. In a few instances, the returned company profile was still missing years founded or updated enrollments. In these cases, one additional contact was attempted via email to gather the omitted information. For schools in states in which official enrollments had been released, those numbers were reported regardless of the enrollments reported by EMOs. In states for which 2009 enrollments had not been released, updated enrollments sent by the companies were used. In some cases, the state had not yet released 2009 enrollments and the company did not respond. For these schools, official 2009-2010 enrollments have been reported.

The companies profiled represent those Education Management Organizations that the authors could positively identify as for-profit management companies and those classified as Education Management Organizations by state departments of education.